


1961-62
PONTIAC



MASTER PARTS AND
ACCESSORIES CATALOG

1961-62 PONTIAC

SUPPLEMENT TO THE MASTER PARTS AND ACCESSORIES CATALOG

This supplement to the Master Parts Catalog has been developed for your convenience in locating and ordering service replacement parts for all 1961-62 Pontiac models including the Tempest

Parts application specified in this catalog pertains only to the 1961-62 models. The same group arrangement has been followed as found in the Master Parts Catalog.

All illustrations and specifications contained in this catalog are based on the latest product information available at the time of publication. The right is reserved to make changes at any time without notice in colors, materials, specifications and models, and also to discontinue models.

For complete information on all models prior to 1961, refer to the Master Parts Catalog.

PONTIAC MOTOR DIVISION

GENERAL MOTORS CORPORATION

PONTIAC, MICHIGAN

FORM No. P62-08C


PRINTED IN U.S.A.

Reference Index


GROUP	TITLE
	CAR MODEL INFORMATION
	BODY TRIM AND PAINT DATA
	ILLUSTRATION INDEX
	ACCESSORY SECTION
0	ENGINE AND CLUTCH
1	COOLING AND OILING
2	ELECTRICAL
3	FUEL AND EXHAUST
4	TRANSMISSION
5	REAR AXLE AND BRAKES
6	FRONT END AND STEERING
7	FRAME AND SPRINGS
8	HOOD—FENDERS—HEATER
9	AIR CONDITIONING
10	GLASS AND DOOR HARDWARE
11	SEAT ADJUSTER
12	MOLDINGS AND SHEET METAL
13	FOLDING TOP
14	TRIM ASSEMBLIES
15	MATS, CARPETS AND TRIM

1961 PONTIAC MODEL IDENTIFICATION


CATALINA SERIES



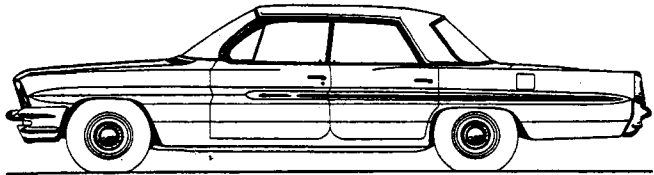
2 DOOR SPORT SEDAN
MODEL-2311




4 DOOR SEDAN
MODEL-2369




2 DOOR SPORT COUPE (HARDTOP)
MODEL-2337



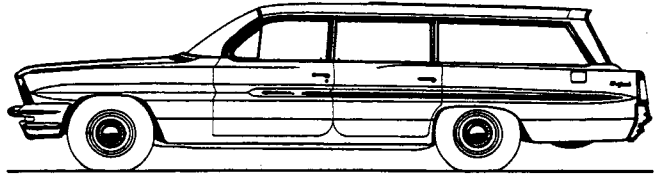
4 DOOR SEDAN (HARDTOP)
MODEL-2339



CONVERTIBLE COUPE
MODEL-2367




STATION WAGON (2 SEAT)
MODEL-2335




STATION WAGON (3 SEAT)
MODEL-2345

VENTURA SERIES




2 DOOR SPORT COUPE (HARDTOP)
MODEL-2537




4 DOOR SEDAN (HARDTOP)
MODEL-2539

1961 PONTIAC MODEL IDENTIFICATION

STARCHIEF SERIES




4 DOOR SEDAN
MODEL-2669




4 DOOR SEDAN (HARDTOP)
MODEL-2639


BONNEVILLE SERIES




2 DOOR SPORT COUPE (HARDTOP)
MODEL-2837



CONVERTIBLE COUPE
MODEL-2867




4 DOOR SEDAN (HARDTOP)
MODEL-2839




STATION WAGON (2 SEAT)
MODEL-2735

TEMPEST SERIES



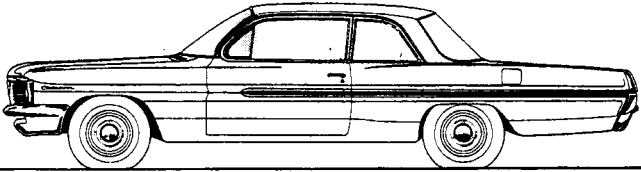
4 DOOR SEDAN
MODEL-2119




STATION WAGON
MODEL-2135

1962 PONTIAC MODEL IDENTIFICATION

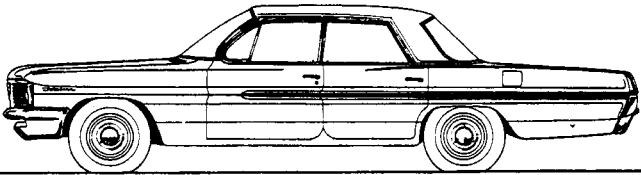
CATALINA SERIES




2 DOOR SPORT SEDAN
MODEL-2311



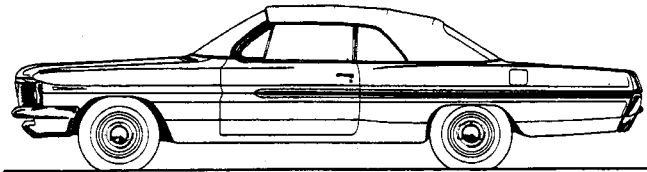
2 DOOR SPORT COUPE (HARDTOP)
MODEL-2347




4 DOOR SEDAN (HARDTOP)
MODEL-2339




4 DOOR SEDAN
MODEL-2369



CONVERTIBLE COUPE
MODEL-2367

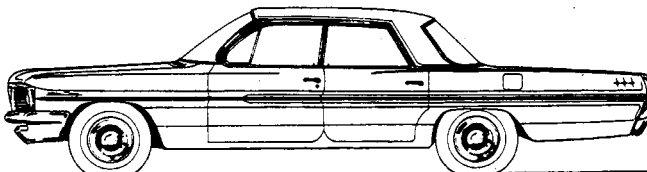


4 DOOR STATION WAGON (2 SEAT)
MODEL-2335




4 DOOR STATION WAGON (3 SEAT)
MODEL-2345

STARCHIEF SERIES



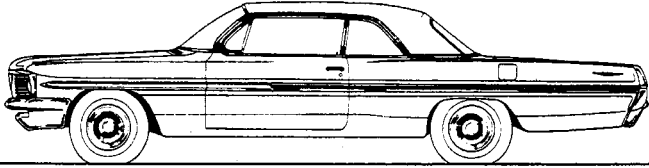
4 DOOR SEDAN (HARDTOP)
MODEL-2639




4 DOOR SEDAN
MODEL-2669

1962 PONTIAC MODEL IDENTIFICATION

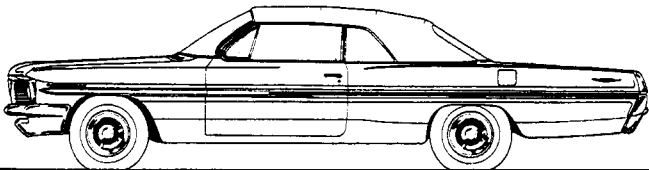
BONNEVILLE SERIES



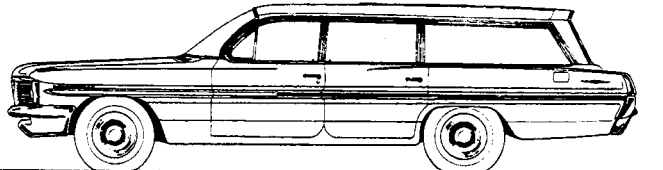
2 DOOR SPORT COUPE (HARDTOP)
MODEL-2847



4 DOOR SEDAN (HARDTOP)
MODEL-2839




CONVERTIBLE COUPE
MODEL-2867



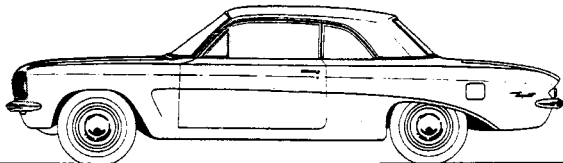
4 DOOR STATION WAGON (2 SEAT)
MODEL-2735

GRAND PRIX SERIES

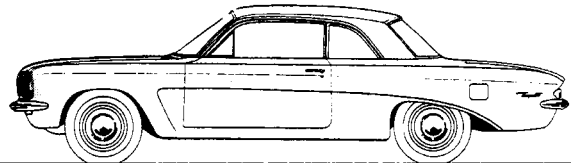


2 DOOR SPORT COUPE (HARDTOP)
MODEL-2947


TEMPEST SERIES




2 DOOR COUPE
MODEL-2117



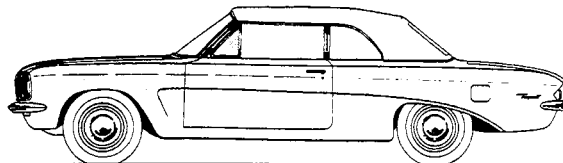
2 DOOR SEDAN COUPE
MODEL-2127



4 DOOR SEDAN
MODEL-2119



4 DOOR STATION WAGON
MODEL-2135



CONVERTIBLE COUPE
MODEL-2167

Year	Model	Body Style	S.T.	Weight H.T.	A.T.	Body Style No.	Manufacturer's Motor Vehicle Ident. No.
1961	21 Tempest	Four Door Sedan	2800		2815	2119	161P-1001
		Two Door Std. Coupe	2785		2800	2127	161P-1001
		Four Door Safari	2980		2995	2135	161P-1001
1961	23 Catalina	Two Door Sport Sedan	3650	3680		2311	361P-1001
		Four Door Safari-6 Pass.	4135	4165		2335	361P-1001
		Two Door Sport Coupe	3680	3710		2337	361P-1001
		Four Door Vista	3785	3815		2339	361P-1001
		Four Door Safari-9 Pass.	4175	4475		2345	361P-1001
		Convertible Coupe	3805	3835		2367	361P-1001
		Four Door Sedan	3725	3755		2369	361P-1001
1961	25 Ventura	Two Door Sport Coupe	3685	3715		2537	561P-1001
		Four Door Vista	3795	3875		2539	561P-1001
1961	26 Star Chief	Four Door Vista	3870	3925		2639	661P-1001
		Four Door Sedan	3840	3895		2669	661P-1001
1961	27 Bonneville	Four Door Safari-6 Pass.	4185	4260		2735	761P-1001
1961	28 Bonneville	Two Door Sport Coupe	3810	3865		2837	861P-1001
		Four Door Vista	3895	3950		2839	861P-1001
		Convertible Coupe	3905	3960		2867	861P-1001
1962	21 Tempest	Two Door Sport Coupe	2800		2815	2117	162P-1001
		Four Door Sedan	2815		2830	2119	162P-1001
		Two Door Std. Coupe	2785		2800	2127	162P-1001
		Four Door Safari	2995		3010	2135	162P-1001
		Convertible Coupe	2955		2970	2167	162P-1001
1962	23 Catalina	Two Door Sport Sedan	3705	3740		2311	362P-1001
		Four Door Safari-6 Pass.	4180	4215		2335	362P-1001
		Four Door Vista	3825	3860		2339	362P-1001
		Four Door Safari-9 Pass.	4220	4255		2345	362P-1001
		Two Door Sport Coupe	3730	3765		2347	362P-1001
		Convertible Coupe	3855	3890		2367	362P-1001
		Four Door Sedan	3765	3800		2369	362P-1001
1962	26 Star Chief	Four Door Vista	3925	3980		2639	662P-1001
		Four Door Sedan	3875	3930		2669	662P-1001
1962	27 Bonneville	Four Door Safari-6 Pass.	4255	5330		2735	762P-1001
1962	28 Bonneville	Four Door Vista	4005	4060		2839	862P-1001
		Two Door Sport Coupe	3900	3955		2847	862P-1001
		Convertible Coupe	4005	4060		2867	862P-1001
1962	29 Grand Prix	Two Door Sport Coupe	3835	3850		2947	962P-1001

SPECIAL NOTE

The 1961 Manufacturer's Motor Vehicle Identification Number will be stamped on the triangle pad on front of right bank of engine. The number shown on the triangle pad for each car will also appear on the metal tag attached to the left front hinge pillar.

Pontiac, 1961-21	161P-1001	Pontiac, 1962-21	162P-1001
Pontiac, 1961-23	361P-1001	Pontiac, 1962-23	362P-1001
Pontiac, 1961-25	561P-1001	Pontiac, 1962-26	662P-1001
Pontiac, 1961-26	661P-1001	Pontiac, 1962-27	762P-1001
Pontiac, 1961-27	761P-1001	Pontiac, 1962-28	862P-1001
Pontiac, 1961-28	861P-1001	Pontiac, 1962-29	962P-1001
Linden, 1961-23	361L-1001	Linden, 1962-23	362L-1001
Linden, 1961-25	561L-1001	Linden, 1962-26	662L-1001
Linden, 1961-26	661L-1001	Linden, 1962-27	762L-1001
Linden, 1961-27	761L-1001	Linden, 1962-28	862L-1001
Linden, 1961-28	861L-1001	Linden, 1962-29	962L-1001
South Gate, 1961-21	161S-1001	South Gate, 1962-21	162S-1001
South Gate, 1961-23	361S-1001	South Gate, 1962-23	362S-1001
South Gate, 1961-25	561S-1001	South Gate, 1962-26	662S-1001
South Gate, 1961-26	661S-1001	South Gate, 1962-27	762S-1001
South Gate, 1961-27	761S-1001	South Gate, 1962-28	862S-1001
South Gate, 1961-28	861S-1001	South Gate, 1962-29	962S-1001
Kansas City, 1961-23	361K-1001	Kansas City, 1962-23	362K-1001
Kansas City, 1961-25	561K-1001	Kansas City, 1962-26	662K-1001
Kansas City, 1961-26	661K-1001	Kansas City, 1962-27	762K-1001
Kansas City, 1961-27	761K-1001	Kansas City, 1962-28	862K-1001
Kansas City, 1961-28	861K-1001	Kansas City, 1962-29	962K-1001
Wilmington, 1961-23	361W-1001	Wilmington, 1962-23	362W-1001
Wilmington, 1961-25	561W-1001	Wilmington, 1962-26	662W-1001
Wilmington, 1961-26	661W-1001	Wilmington, 1962-27	762W-1001
Wilmington, 1961-27	761W-1001	Wilmington, 1962-28	862W-1001
Wilmington, 1961-28	861W-1001	Wilmington, 1962-29	962W-1001
Doraville, 1961-23	361D-1001	Doraville, 1962-23	362D-1001
Doraville, 1961-25	561D-1001	Doraville, 1962-26	662D-1001
Doraville, 1961-26	661D-1001	Doraville, 1962-27	762D-1001
Doraville, 1961-27	761D-1001	Doraville, 1962-28	862D-1001
Doraville, 1961-28	861D-1001	Doraville, 1962-29	962D-1001
Arlington, 1961-23	361A-1001	Arlington, 1962-23	362A-1001
Arlington, 1961-25	561A-1001	Arlington, 1962-26	662A-1001
Arlington, 1961-26	661A-1001	Arlington, 1962-27	762A-1001
Arlington, 1961-27	761A-1001	Arlington, 1962-28	862A-1001
Arlington, 1961-28	861A-1001	Arlington, 1962-29	962A-1001

TRIM COMBINATIONS

Trim combination numbers will be found on the body number plate attached to the dash, under the hood.

Model	Color	Comb. No.	Model	Color	Comb. No.
1961 Cloth and Imitation Leather			1961 Cloth and Imitation Leather—Continued		
2119-27	Medium Blue Potomac Cloth with Metallic Dark Blue Imitation Leather	262	2337-39	Medium Blue Picardy Cloth with Metallic Dark Blue, Metallic Medium Blue, and Light Blue Imitation Leather	207
2119-27	Medium Green Potomac Cloth with Metallic Dark Green Imitation Leather	263	2337-39	Medium Green Picardy Cloth with Metallic Dark Green, Metallic Medium Green, and Light Green Imitation Leather	208
2119-27	Medium Fawn Potomac Cloth with Metallic Dark Fawn Imitation Leather	264	2337-39	Medium Fawn Picardy Cloth with Metallic Dark Fawn, Metallic Medium Fawn, and Light Fawn Imitation Leather	209
2119-27	Medium Maroon Potomac Cloth with Metallic Dark Maroon Imitation Leather	265	2337-39	Medium Maroon Picardy Cloth with Metallic Dark Maroon, Metallic Medium Maroon, and Ivory Imitation Leather	210
2311-69	Medium Grey Parana Cloth with Metallic Dark Grey, Metallic Medium Grey, and Ivory Imitation Leather	201	2669-39	Medium and Dark Grey Paragon Cloth with Metallic Medium Grey, and Ivory Imitation Leather	229
2311-69	Medium Blue Parana Cloth with Metallic Dark Blue, Metallic Medium Blue, and Light Blue Imitation Leather	202	2669-39	Medium and Dark Blue Paragon Cloth with Metallic Medium Blue, and Pale Blue Imitation Leather	230
2311-69	Medium Green Parana Cloth with Metallic Dark Green, Metallic Medium Green, and Light Green Imitation Leather	203	2669-39	Medium and Dark Green Paragon Cloth with Metallic Medium Green, and Pale Green Imitation Leather	231
2311-69	Medium Fawn Parana Cloth with Metallic Dark Fawn, Metallic Medium Fawn, and Light Fawn Imitation Leather	204			
2337-39	Medium Grey Picardy Cloth with Metallic Dark Grey, Metallic Medium Grey, and Ivory Imitation Leather	206			

Model		Comb. No.
1961 Cloth and Imitation Leather—Continued		
2837-39	Dark Grey Provencal Cloth with Dark Grey Pennwyl Cloth, and Metallic Silver Imitation Leather	243
2837-39	Dark Blue Provencal Cloth with Dark Blue Pennwyl Cloth, and Pale Blue Imitation Leather	244
2837-39	Dark Green Provencal Cloth with Dark Green Pennwyl Cloth, and Pale Green Imitation Leather	245
2837-39	Dark Fawn Provencal Cloth with Dark Fawn Pennwyl Cloth, and Light Fawn Imitation Leather	246
2837-39	Dark Maroon Provencal Cloth with Dark Maroon Pennwyl Cloth, and Metallic Light Maroon Imitation Leather	247
1961 Imitation Leather		
2117-19	Metallic Medium Grey with Metallic Silver, and Metallic Dark Grey	271-276
2117-19-35	Metallic Medium Blue with Metallic Dark Blue, and Light Blue	272-277
2117-19-35	Metallic Medium Green with Metallic Dark Green, and Light Green	273-278
2117-19-35	Metallic Medium Fawn with Metallic Dark Fawn, and Light Fawn	274-279
2117-19-35	Metallic Medium Maroon with Metallic Dark Maroon and Ivory	275-280
2119-35	Metallic Grey Pattern with Metallic Silver, and Metallic Dark Grey	298
2311-69	Metallic Medium Grey with Metallic Dark Grey, and Ivory	299
2335-45	Metallic Medium Grey with Metallic Dark Grey, and Ivory	218
2335-45	Metallic Medium Blue with Metallic Dark Blue, and Light Blue	219
2335-45	Metallic Medium Green with Metallic Dark Green, and Light Green	220
2335-45	Metallic Medium Fawn with Metallic Dark Fawn, and Light Fawn	221
2335-45	Metallic Medium Maroon with Metallic Dark Maroon, and Ivory	222
2367	Metallic Medium Grey with Metallic Dark Grey, and Ivory	212
2367	Metallic Medium Blue with Metallic Dark Blue, and Light Blue	213
2367	Metallic Medium Green with Metallic Dark Green, and Light Green	214
2367	Metallic Medium Fawn with Metallic Dark Fawn, and Light Fawn	215
2367	Metallic Medium Maroon with Metallic Dark Maroon, and Ivory	216
2537-39	Metallic Dark Grey with Metallic Medium Grey, and Ivory	224
2537-39	Metallic Dark Blue with Metallic Medium Blue, and Light Blue	225
2537-39	Metallic Dark Green with Metallic Medium Green, and Light Green	226
2537-39	Metallic Dark Fawn with Metallic Medium Fawn, and Light Fawn	227
2537-39	Metallic Dark Maroon with Metallic Medium Maroon, and Ivory	228
2639-69	Metallic Dark Fawn with Metallic Medium Fawn, and Light Fawn	241

Model	Color	Comb. No.
1961 Imitation Leather—Continued		
2639-69	Metallic Dark Blue with Metallic Medium Blue, and Pale Blue	239
2639-69	Metallic Dark Green with Metallic Medium Green, and Pale Green	240
2639-69	Metallic Dark Maroon with Metallic Medium Maroon, and Ivory	242
2735	Metallic Dark Green with Metallic Medium Green, and Pale Green	291
2735	Metallic Dark Fawn with Metallic Medium Fawn, and Cream	292
2735	Metallic Dark Maroon with Metallic Medium Maroon, and Metallic Light Maroon	293
2837-39	Metallic Dark Blue with Metallic Medium Blue, and Pale Blue	249
2837-39	Metallic Dark Green with Metallic Medium Green, and Pale Green	250
2837-39	Metallic Dark Fawn with Metallic Medium Fawn, and Light Fawn	251
2837-39	Metallic Dark Maroon with Metallic Medium Maroon, and Metallic Light Maroon	252
1961 Genuine Leather and Imitation Leather		
2867	Metallic Silver and Ivory Genuine Leather with Metallic Dark Blue Imitation Leather	253-283
2867	Metallic Dark Green and Metallic Medium Green Genuine Leather with Pale Green Imitation Leather	254-284
2867	Metallic Dark Fawn and Metallic Medium Fawn Genuine Leather with Cream Imitation Leather	255-285
2867	Metallic Dark Maroon and Metallic Medium Maroon Genuine Leather with Metallic Light Maroon Imitation Leather	256-286
1962 Cloth		
2839-47	Medium and Dark Blue Cloth	256
2839-47	Medium and Dark Aqua Cloth	257
2839-47	Medium and Dark Green Cloth	258
2839-47	Medium and Dark Fawn Cloth	259
2839-47	Medium and Dark Fawn Cloth	260
1962 Cloth and Imitation Leather		
2119-27	Medium and Dark Blue Pavilion Cloth with Metallic Medium Blue Imitation Leather	201
2119-27	Medium and Dark Fawn Pavilion Cloth with Metallic Medium Fawn Imitation Leather	204
2119-27	Medium and Dark Maroon Pavilion Cloth with Metallic Medium Maroon Imitation Leather	205
2311-69	Medium Blue Palisades Cloth with Metallic Medium Fabric and Light Blue Imitation Leather	221
2311-69	Medium Aqua Palisades Cloth with Metallic Medium Aqua and Light Aqua Imitation Leather	222
2311-69	Medium Green Palisades Cloth with Metallic Medium Green and Light Green Imitation Leather	223
2311-69	Medium Fawn Palisades Cloth with Metallic Medium Fawn and Light Fawn Imitation Leather	224

PAINT COMBINATIONS (CONT.)

Model	Color	Comb. No.	Model	Color	Comb. No.
1962 Cloth and Imitation Leather—Continued			1962 Imitation Leather—Continued		
2339-47	Medium Blue Pimlico Cloth with Metallic Medium Blue and Light Blue Imitation Leather	226	2339-47	Metallic Medium Green with Metallic Dark Green	243
2339-47	Medium Aqua Pimlico Cloth with Metallic Medium Aqua and Light Aqua Imitation Leather	227	2339-47	Metallic Medium Fawn with Metallic Dark Fawn	244
2339-47	Medium Green Pimlico Cloth with Metallic Medium Green and Light Green Imitation Leather	228	2339-47	Metallic Medium Maroon with Metallic Dark Maroon	245
2339-47	Medium Fawn Pimlico Cloth with Metallic Medium Fawn and Light Fawn Imitation Leather	229	2367	Metallic Medium Blue with Light Blue and Metallic Dark Blue	236
2339-47	Medium Maroon Pimlico Cloth with Metallic Medium Maroon and Light Maroon Imitation Leather	230	2367	Metallic Medium Aqua with Light Aqua and Metallic Dark Aqua	237
2639-69	Medium Blue Cloth with Metallic Dark Blue Imitation Leather	246	2367	Metallic Medium Fawn with Light Fawn and Metallic Dark Fawn	239
2639-69	Medium Aqua Cloth with Metallic Dark Aqua Imitation Leather	247	2367	Metallic Medium Maroon with Ivory and Metallic Dark Maroon	240
2639-69	Medium Fawn Cloth with Metallic Dark Fawn Imitation Leather	249	2639-69	Medium Blue with Metallic Dark Blue	251
1962 Imitation Leather			2639-69	Medium Aqua with Metallic Dark Aqua	252
2117-19-35-67	Metallic Medium Blue with Metallic Dark Blue and Light Blue	206	2639-69	Medium Fawn with Metallic Dark Fawn	254
2117-19-35	Metallic Medium Aqua with Metallic Dark Aqua and Light Aqua	207	2639-69	Metallic Medium Maroon with Metallic Dark Maroon	255
2117-19-35	Metallic Medium Green with Metallic Dark Green and Light Green	208	2735	Metallic Medium Blue with Metallic Dark Blue	280
2117-19-35-67	Metallic Medium Fawn with Metallic Dark Fawn and Light Fawn	209	2735	Metallic Medium Fawn with Metallic Dark Fawn	282
2117-19-35-67	Metallic Medium Maroon with Metallic Dark Maroon and Ivory	210	2735	Metallic Medium Maroon with Metallic Dark Maroon	283
2117-67	Black	211	2839-47	Metallic Medium Blue and Metallic Dark Blue	261
2117-67	Red	213	2839-47	Metallic Medium Aqua and Metallic Dark Aqua	262
2117-67	Medium Saddle	214	2839-47	Metallic Medium Green and Metallic Dark Green	263
2117-67	Medium Blue	215	2839-47	Metallic Medium Fawn and Metallic Dark Fawn	264
2117-67	Light Fawn	216	2839-47	Metallic Medium Maroon and Metallic Dark Maroon	265
2119-35	Medium Gray with Metallic Medium Grey	217	2947	Light Fawn	281
2135	Medium Maroon with Metallic Medium Maroon	218	2947	Black	289
2311-69	Metallic Medium Grey with Metallic Silver and Metallic Dark Grey	299	2947	Medium Red	296
2335-45	Metallic Dark Blue with Light Blue	231	2947	Medium Saddle	297
2335-45	Metallic Dark Aqua with Light Aqua	232	2947	Medium Blue	298
2335-45	Metallic Dark Green with Light Green	233	1962 Genuine and Imitation Leather		
2335-45	Metallic Dark Fawn with Light Fawn	234	2867	Ivory Genuine Leather with Metallic Silver Genuine Leather and Metallic Dark Blue Imitation Leather	266-276
2335-45	Metallic Dark Maroon with Metallic Light Maroon	235	2867	Metallic Medium Aqua Genuine Leather with Metallic Dark Aqua and Light Aqua Imitation Leather	267-277
2339-47	Metallic Medium Blue with Metallic Dark Blue	241	2867	Metallic Medium Fawn Genuine Leather with Metallic Dark Fawn and Pale Gold Imitation Leather	268-278
2339-47	Metallic Medium Aqua with Metallic Dark Aqua	242	2867	Metallic Medium Maroon Genuine Leather with Metallic Dark Maroon and Metallic Light Maroon Imitation Leather	269-279

1961 COLOR COMBINATIONS

Comb.	Color	Lucite No.	Wheel Color	Dulux No.
AA	Regent Black	500-112	Regent Black	770-77396
CC	Shelltone Ivory	500-178	Regent Black	770-77396
DD	Richmond Gray	887-94009	Regent Black	770-77396
EE	Bristol Blue	887-94693	Bristol Blue	771-17325
FF	Richelieu Blue	887-94696	Bristol Blue	771-17325
HH	Tradewind Blue	885-94293	Bristol Blue	771-17325
JJ	Jadestone Green	887-94694	Vermont Green	771-17326
KK	Seacrest Green	885-94296	Vermont Green	771-17326
LL	Coronado Red	887-93600	Coronado Red	771-17233
MM	Bamboo Cream	885-94079	Cherrywood Bronze	771-17232
NN	Cherrywood Bronze	887-93577	Cherrywood Bronze	771-17232
PP	Rainier Turquoise	887-94695	Rainier Turquoise	771-17332
RR	Fernando Beige	885-93110	Cherrywood Bronze	771-17232
SS	Dawnfire Mist	887-94983	Coronado Red	771-17233
TT	Mayan Gold	887-94697	Cherrywood Bronze	771-17232

1961 TWO-TONE COLOR COMBINATIONS

Comb.	Lower Body	Upper Body	Wheel Color
AC	Regent Black	Shelltone Ivory	Regent Black
AD	Regent Black	Richmond Gray	Regent Black
CA	Shelltone Ivory	Regent Black	Regent Black
CD	Shelltone Ivory	Richmond Gray	Regent Black
CE	Shelltone Ivory	Bristol Blue	Bristol Blue
CF	Shelltone Ivory	Richelieu Blue	Bristol Blue
CH	Shelltone Ivory	Tradewind Blue	Bristol Blue
CJ	Shelltone Ivory	Jadestone Green	Vermont Green
CK	Shelltone Ivory	Seacrest Green	Vermont Green
CL	Shelltone Ivory	Coronado Red	Coronado Red
CM	Shelltone Ivory	Bamboo Cream	Cherrywood Bronze
CN	Shelltone Ivory	Cherrywood Bronze	Cherrywood Bronze
CP	Shelltone Ivory	Rainier Turquoise	Rainier Turquoise
CR	Shelltone Ivory	Fernando Beige	Cherrywood Bronze
CS	Shelltone Ivory	Dawnfire Mist	Cherrywood Bronze
CT	Shelltone Ivory	Mayan Gold	Cherrywood Bronze
DA	Richmond Gray	Regent Black	Regent Black
DC	Richmond Gray	Shelltone Ivory	Regent Black
EC	Bristol Blue	Shelltone Ivory	Bristol Blue
ED	Bristol Blue	Richmond Gray	Bristol Blue
EF	Bristol Blue	Richelieu Blue	Bristol Blue

Comb.	Lower Body	Upper Body	Wheel Color
EH	Bristol Blue	Tradewind Blue	Bristol Blue
FC	Richelieu Blue	Shelltone Ivory	Bristol Blue
FD	Richelieu Blue	Richmond Gray	Bristol Blue
FE	Richelieu Blue	Bristol Blue	Bristol Blue
FH	Richelieu Blue	Tradewind Blue	Bristol Blue
HC	Tradewind Blue	Shelltone Ivory	Bristol Blue
HE	Tradewind Blue	Bristol Blue	Bristol Blue
HF	Tradewind Blue	Richelieu Blue	Bristol Blue
IC	Jadestone Green	Shelltone Ivory	Vermont Green
JK	Jadestone Green	Seacrest Green	Vermont Green
KC	Seacrest Green	Shelltone Ivory	Vermont Green
KJ	Seacrest Green	Jadestone Green	Vermont Green
LC	Coronado Red	Shelltone Ivory	Coronado Red
LR	Coronado Red	Fernando Beige	Coronado Red
MA	Bamboo Cream	Regent Black	Regent Black
MC	Bamboo Cream	Shelltone Ivory	Cherrywood Bronze
MN	Bamboo Cream	Cherrywood Bronze	Cherrywood Bronze
MR	Bamboo Cream	Fernando Beige	Cherrywood Bronze
MT	Bamboo Cream	Mayan Gold	Cherrywood Bronze
NC	Cherrywood Bronze	Shelltone Ivory	Cherrywood Bronze
NM	Cherrywood Bronze	Bamboo Cream	Cherrywood Bronze
NR	Cherrywood Bronze	Fernando Beige	Cherrywood Bronze
NT	Cherrywood Bronze	Mayan Gold	Cherrywood Bronze
PC	Rainier Turquoise	Shelltone Ivory	Rainier Turquoise
PD	Rainier Turquoise	Richmond Gray	Rainier Turquoise
RC	Fernando Beige	Shelltone Ivory	Cherrywood Bronze
RM	Fernando Beige	Bamboo Cream	Cherrywood Bronze
RN	Fernando Beige	Cherrywood Bronze	Cherrywood Bronze
RS	Fernando Beige	Dawnfire Mist	Cherrywood Bronze
RT	Fernando Beige	Mayan Gold	Cherrywood Bronze
SC	Dawnfire Mist	Shelltone Ivory	Cherrywood Bronze
SR	Dawnfire Mist	Fernando Beige	Coronado Red
TC	Mayan Gold	Shelltone Ivory	Cherrywood Bronze
TM	Mayan Gold	Bamboo Cream	Cherrywood Bronze
TN	Mayan Gold	Cherrywood Bronze	Cherrywood Bronze
TR	Mayan Gold	Fernando Beige	Cherrywood Bronze

Comb.	Color	Lucite No.	Wheel Color	Dulux No.
AA	Starlight Black	500-112	Regent Black	GMP-31
CC	Cameo Ivory	868-93774	Regent Black	GMP-31
DD	Silvermist Gray	887-95176	Regent Black	GMP-31
EE	Ensign Blue	887-95181	Ensign Blue	781-17622
FF	Yorktown Blue	887-95180	Ensign Blue	781-17622
H	Kimberley Blue	868-95179	Ensign Blue	781-17622
JJ	Silverleaf Green	887-95185	Ivy Green	781-17623
PP	Aquamarine	887-95183	Carib Aqua	781-17624
QQ	Seafoam Aqua	868-95182	Carib Aqua	781-17624
TT	Caravan Gold	887-95187	Canyon Bronze	781-17625
RR	Yuma Beige	868-95186	Canyon Bronze	781-17625
NN	Burgundy	887-95192	Regent Black	GMP-31
LL	Belmar Red	887-93600	Regent Black	GMP-31
VV	Mandalay Red	868-93037	Regent Black	GMP-31
MM	Bamboo Cream	868-94079	Canyon Bronze	781-17625

1962 TWO-TONE COLOR COMBINATIONS

Comb.	Lower Body	Upper Body	Wheel Color
AC	Starlight Black	Cameo Ivory	Regent Black
AD	Starlight Black	Silvermist Gray	Regent Black
CA	Cameo Ivory	Starlight Black	Regent Black
CD	Cameo Ivory	Silvermist Gray	Regent Black
CE	Cameo Ivory	Ensign Blue	Ensign Blue
CF	Cameo Ivory	Yorktown Blue	Ensign Blue
CH	Cameo Ivory	Kimberley Blue	Ensign Blue
CJ	Cameo Ivory	Silverleaf Green	Ivy Green
CP	Cameo Ivory	Aquamarine	Carib Aqua
CQ	Cameo Ivory	Seafoam Aqua	Carib Aqua
CT	Cameo Ivory	Caravan Gold	Canyon Bronze
CR	Cameo Ivory	Yuma Beige	Canyon Bronze
CN	Cameo Ivory	Burgundy	Regent Black

1962 TWO-TONE COLOR COMBINATIONS (CONT.)

Comb.	Lower Body	Upper Body	Wheel Color
CL	Cameo Ivory	Belmar Red	Regent Black
CV	Cameo Ivory	Mandalay Red	Regent Black
CM	Cameo Ivory	Bamboo Cream	Canyon Bronze
DA	Silvermist Gray	Starlight Black	Regent Black
DC	Silvermist Gray	Cameo Ivory	Regent Black
EC	Ensign Blue	Cameo Ivory	Ensign Blue
ED	Ensign Blue	Silvermist Gray	Ensign Blue
EF	Ensign Blue	Yorktown Blue	Ensign Blue
EH	Ensign Blue	Kimberley Blue	Ensign Blue
FC	Yorktown Blue	Cameo Ivory	Ensign Blue
FD	Yorktown Blue	Silvermist Gray	Ensign Blue
FE	Yorktown Blue	Ensign Blue	Ensign Blue
FH	Yorktown Blue	Kimberley Blue	Ensign Blue
HC	Kimberley Blue	Cameo Ivory	Ensign Blue
HE	Kimberley Blue	Ensign Blue	Ensign Blue
HF	Kimberley Blue	Yorktown Blue	Ensign Blue
IC	Silverleaf Green	Cameo Ivory	Ivy Green
PC	Aquamarine	Cameo Ivory	Carib Aqua
PQ	Aquamarine	Seafoam Aqua	Carib Aqua
QC	Seafoam Aqua	Cameo Ivory	Carib Aqua
QP	Seafoam Aqua	Aquamarine	Carib Aqua
TC	Caravan Gold	Cameo Ivory	Canyon Bronze
TR	Caravan Gold	Yuma Beige	Canyon Bronze
TM	Caravan Gold	Bamboo Cream	Canyon Bronze
RC	Yuma Beige	Cameo Ivory	Canyon Bronze
RT	Yuma Beige	Caravan Gold	Canyon Bronze
RM	Yuma Beige	Bamboo Cream	Canyon Bronze
NC	Burgundy	Cameo Ivory	Regent Black
NL	Burgundy	Belmar Red	Regent Black
LC	Belmar Red	Cameo Ivory	Regent Black
LN	Belmar Red	Burgundy	Regent Black
VC	Mandalay Red	Cameo Ivory	Regent Black
MC	Bamboo Cream	Cameo Ivory	Canyon Bronze
MT	Bamboo Cream	Caravan Gold	Canyon Bronze
MR	Bamboo Cream	Yuma Beige	Canyon Bronze

TITLE	PAGE
A	
Accelerator	
Linkage (21 All)	130-134
Linkage (Exc. 21)	132
Air Conditioning	
Compressor Clutch Parts	370
Compressor Parts (6 Cyl.)	371A
B	
Body	
1961 Exterior Moldings (2119)	471
1961 Exterior Moldings (2135)	472
1961 Exterior View-Four Door Sedan (2119)	394
1961 Exterior View-Four Door Sedan (2119)	396
1961 Exterior View-Four Door Safari (2135)	398
1961 Exterior View-Four Door Hardtop	
Sedan (2539)	400
1961 Exterior View-Four Door Hardtop	
Sedan (2839)	402
1961 Exterior View-Four Door Safari (2735)	404
1961 Exterior Phantom View-	
(2335-37, 2639)	460-462-464
1962 Exterior View-Four Door Sedan (2669)	406-408
1962 Exterior View-Two Door Coupe (2117)	412-414
1962 Exterior View-Four Door Safari (2135)	416
1962 Exterior Front End View (Exc. 21)	410
1962 Exterior Front End View (21 All)	418
1962 Exterior Rear End View (Exc. 21)	411
1962 Exterior Rear End View (21 All)	419
1962 Exterior Rear End View (2135)	420
1961-62 Interior Rear End View (2135)	422
Brake	
Pedal & Controls (21 4 Cyl. Eng.)	46
Pedal & Controls (21 8 Cyl. Eng.)	48
Pedal & Controls (Exc. 21)	44
Power-Bendix (Exc. 21)	208
Power-Moraine (Exc. 21)	210-212
Standard-Front (21 All)	262
Standard-Rear (21 All)	264
Standard Brake, Master Cylinder	214
Bumper	
Front (Exc. 21)	330
Rear (Exc. 21)	331
Front (21 All)	332
Rear (21 All)	333
Bumper Guards-Front and Rear	334
C	
Carburetion	
Single Barrel (21 4 Cyl. Eng.)	122
Two Barrel (21 8 Cyl. Eng.)	124
Four Barrel (21 4 Cyl. Eng.)	126
Positive Crankcase Ventilator Parts	128-129
Choke, Cable & Controls (21 All)	121
Clutch	
Pedal & Controls (21 4 Cyl. Eng.)	46
Pedal & Controls (21 8 Cyl. Eng.)	48
Pedal & Controls (Exc. 21)	44
Plate & Flywheel Assy.(21 All)	50
Plate & Flywheel Assy.(Exc. 21)	52

TITLE	PAGE
D	
Differential Assy. (21 All)	268
Differential Assy. (Exc. 21)	270
Direction Signal Control (21 All)	97
Door	
Handle Assy. (21 All)	433
Hardware-Front (21 All)	424
Hardware-Front (21 All)	428
Hardware-Rear (21 All)	426
Hardware-Rear (Exc. 21)	430
Hardware-Back Door (2135)	458
Lock Cylinder Assy. (21 All)	433
Ventilator Parts (21 All)	432
E	
Engine	
Camshaft, Crankshaft & Related Parts	
(21 4 Cyl.)	32
Cooling & Oiling Parts (21 8 Cyl.)	40
Cyl. Block & Related Parts (21 4 Cyl.)	28
Cyl. Block & Related Parts (21 8 Cyl.)	34
Cyl. Head, Manifolds & Related Parts (21 4 Cyl.)	30
Electrical Parts (21 8 Cyl.)	42
1961 Engine Ident. Chart (Exc. 21)	27
1961 Engine Ident. Chart (21 All)	27A
1962 Engine Ident. Chart (Exc. 21)	27B
1962 Engine Ident. Chart (21 All)	27C
Manifold & Fuel System (21 8 Cyl.)	38
Pulley and Belt Chart (Exc. 21)	54
Pulley and Belt Chart (21 All)	56
Rocker Arm, Valves & Covers (21 8 Cyl.)	36
Exhaust	
Exhaust System (21 All)	136
Exhaust System-Single (Exc. 21)	138
Exhaust System-Dual (Exc. 21)	140
F	
Fenders, Skirts & Moldings-Front (Exc. 21)	348
G	
Gearshift	
Controls A.T. (21 All)	204-206
Controls S.T. (21 All)	202
Grille	
Hood & Fenders (Exc. 21)	346
Radiator (Exc. 21)	76-78-79
Radiator (21 All)	75-77
H	
Heater & Defroster	
Core and Ducts (Exc. 21)	357
Dash Side (21 All)	356
Engine Side (21 All)	354
Engine Side (Exc. 21)	352
Manual Control (Exc. 21)	350
Push Button (Exc. 21)	351
Hood Latch & Safety Catch (Exc. 21)	345
Horn Ring & Related Parts (21 All)	306-307

ILLUSTRATION INDEX

TITLE	PAGE
I	
Instrument Panel	
Instrument Cluster Parts	372-374-436-442
Instrument Panel Knobs, Switches & Controls	438-444
Instrument Panel Trim & Hardware	440-446
L	
Lamps	
Back-Up Lamp (21 All)	94
Back-Up Lamp (Exc. 21)	96
Headlamp (21 All)	93
Parking & Signal Lamp (21 All)	94
Parking & Signal Lamp (Exc. 21)	96
Tail Lamp (21 All)	93
Tail Lamp-Typical (Exc. 21)	95
Tail Lamp-Safari (Exc. 21)	95
O	
Oil Pump (21 All)	81
R	
Radiator & Supports (Exc. 21)	80
Rear Axle & Universal Joint (21 All)266
S	
Steering	
Power Cylinder Assy. (21 All)292
Power Steering Control Valve (21 All)293
Power Steering Linkage (21 All)298
Power Steering Pump (21 All)300
Steering Column-H.T. (Exc. 21)304
Steering Column-S.T. (Exc. 21)302
Steering Gear (21 All)294
Steering Gear (Exc. 21)296
Steering Wheel-Custom (21 All)307
Steering Wheel-Standard (21 All)306
Suspension	
Front (21 All)288
Front (Exc. 21)290
Rear (21 All)328
Rear (Exc. 21)326
Sheet Metal	
Cowl and Dash450
Fender, Skirts & Moldings-Front (Exc. 21)348
Fenders, Panels & Hood (21 All)	343-344
Grille, Hood & Fenders (Exc. 21)346
Rear End and Roof (2117-27-19-35)452-454-456
Underbody Panels and Rails (21 All)448

TITLE	PAGE
T	
Transmission	
Automatic-Clutch Assy. (21 All)192
Extension (21 All)194
Rear Oil Pump & Reverse Piston (21 All)193
Case and Valve Body (21 All)186
High Clutch, Planet Carrier and Rear Pump (21 All)188
Extension and Front Oil Pump (21 All)190
Standard 3 SPD. (21 All)196
4 SPD. (21 All)200
Extension (21 All)194
Heavy Duty (26-28 Series)198
61-10 Transmission Assy. (Exc. 21)170
Case Cover & Pump (Exc. 21)174
Case & Extension (Exc. 21)169
Compensator Valve Assy. (Exc. 21)181
Front Clutch Assy. (Exc. 21)177
Front Oil and Parts (Exc. 21)173
Front Sun Gear & Carrier (Exc. 21)176
Governor Assy. (Exc. 21)181
Neutral Clutch & Sprag (Exc. 21)180
Oil Control Bodies (Exc. 21)183-184
Output Shaft, Rear Carrier & Mainshaft (Exc. 21)179
Parking Brake (Exc. 21)185
Rear Bearing Retainer (Exc. 21)172
Reverse & Neutral Clutch (Exc. 21)178
Servo & Accumulator (Exc. 21)182
Torus & Multiplier (Exc. 21)175
2-3 Boost Valve Body (Exc. 21)185
Shift Control Linkage (4 SPD.-S.T.)195
Trim	
Interior-Custom (2119)468
Interior-Standard (2119)467
Interior-(2339)469
Interior-(2839)470
V	
Ventilator-Body Air369
W	
Windshield Wiper Parts (Exc. 21)434

MODEL	GROUP	DESCRIPTION	PART
1962	9.169	AIR CONDITIONER PKG. (Circulaire-exc. 425A) includes A.C. radiator	983642
1962	9.169	AIR CONDITIONER PKG. (Circulaire-exc. 425A) less A.C. radiator	983643
1961	9.169	AIR CONDITIONER PKG. (Cool Pack-exc. 21)	989769
1962	9.169	AIR CONDITIONER PKG. (Cool Pack-exc. 21, 425A, & w/console)	983575
1962	9.169	AIR CONDITIONER PKG. (Cool Pack-T/4)	983704
1962	9.169	AIR CONDITIONER PKG., (Cool Pack-T/8)	983705
1961-62	9.169	ADAPTER PKG., Standard Steering (exc. 21) use w/989769, 989770, 989771, 983575, 983642 & 983643 Pkg.	989772
1961-62	9.169	ADAPTER PKG., Power Steering (exc. 21) use w/989769, 989770, 989771, 983575, 983642 & 983643 Pkg.	989773
1961-62	9.169	ADAPTER PKG., Safari (2335-45, 2735) use w/989770, 989771, 983642 & 983643	989774
1961-62	9.169	ADAPTER PKG., R.H. Courtesy Lamp (exc. 21) use w/989769 & 983575 Pkg.	989775
1961-62	9.169	ADAPTER PKG., Insulator-Shroud Duct (23 All exc. w/Decor Group) use w/989770, 989771, 983642 & 983643 Pkg.	989776
1961-62	9.169	ADAPTER PKG., Hood Pad (23 All) use w/989769, 989770, 989771, 983642 & 983643 Pkg.	989762
1961-62	8.845	ADAPTER PKG., Manual Heater (exc. 21) use w/989770, 989771, 983642 & 983643 Pkg.	989816
1961-62	3.451	ADAPTER PKG., Throttle Control Magi-Cruise-w/field installed Circulaire A.C.- use w/989770, 989771, 983642 & 983643 Pkg.	983552
1961	8.798	ADAPTER PKG., Windshield Washer (T/8) use w/989813, 989778 Pkg.	983569
1962	8.798	ADAPTER PKG., Windshield Washer (T/8) use w/983705 Pkg.	983569
1961-62	9.169	COMPENSATOR, Hot Idle (23-25-26 All H.T.-2 B.C. exc. 425E) use w/989770, 989771, 983642 & 983643 Pkg.	983548
1961	9.647	ANTENNA, Manual (exc. 21)	989713
1962	9.647	ANTENNA, Manual (exc. 21 & R.H. Spot Lamp)	983626
1961	9.647	ANTENNA, Manual (21 All)	989799
1962	9.647	ANTENNA, Manual (21 All)	983591
1961	9.647	ANTENNA, Electric (All exc. 21, 2335-45, 2735)	989711
1962	9.647	ANTENNA, Electric (exc. 21, 2335-45, 2735)	983625
1961	9.647	ANTENNA, Electric (2335-45, 2735)	989712
1962	9.647	ANTENNA, Electric (2335-45, 2735)	983624
1961-62	12.009	ASH TRAY AND LAMP PKG., Inst. Panel-Dual (23 exc. w/Decor)	989706
1962	12.009	ASH TRAY AND LAMP PKG., Inst. Panel-Dual (23 w/Decor & 26-27-28-29 All)	983712
1961-62	8.891	BASKET, Litter (exc. A.C. & 21)	989731
1961-62	14.875	BELT, Seat-Black (1962 Rear only)	983576
1962	14.875	BELT, Front Seat-Black	983661
1962	14.875	BELT, Front Seat-Gold	983714
1962	14.875	BELT, Front Seat-Aqua	983716
1962	14.875	BELT, Front Seat-Green	983717
1962	14.875	BELT, Front Seat-Red	983718
1962	14.875	BELT, Front Seat-Blue	983736
1962	14.875	BELT, Rear Seat-Gold	983719
1962	14.875	BELT, Rear Seat-Blue	983720
1962	14.875	BELT, Rear Seat-Aqua	983721
1962	14.875	BELT, Rear Seat-Green	983722
1962	14.875	BELT, Rear Seat-Red	983723
1961	4.898	BRAKE, Power (exc. 21)	989746
1962	4.898	BRAKE, Power (exc. 21) use w/989747 & 989819 Pkg.	983707
1961-62	4.898	BRACKET PKG., Power Brake & Clutch Pedal Mtg. (w/S.T. exc. 21) use w/989746 & 983666 Pkg.	989747
1961-62	4.898	BRACKET PKG., Power Brake Pedal Mtg. (use w/989746 & 983666 Pkg.)	989815
1961-62	7.828	BUMPER GUARD, Front (21 All)	989785
1961-62	7.828	BUMPER GUARD, Rear (21 All)	989790
1961-62	12.815	CARRIER, Luggage (2135)	980185
1961-62	12.815	CARRIER, Luggage (2335-45, 2735)	988495
1961	9.709	CIGAR LIGHTER (21 All exc. 2117)	989788
1962	9.709	CIGAR LIGHTER (21 All exc. 2117-67)	983586
1962	9.772	CLOCK, Electric (21 All)	983682
1962	9.772	CLOCK, Electric (23 All)	983610
1961	9.500	COMPASS (All exc. 21)	989755
1962	9.500	COMPASS (All exc. 21)	983670
1961	9.500	COVER, Spare Wheel and Tire (exc. 21, 2335-45, 2735)	989680
1961	9.500	COVER, Spare Wheel and Tire (21 All)	989780
1962	9.500	COVER, Spare Wheel and Tire Cover-Maroon (exc. 21, 2335-45, 2735)	983620

MODEL GROUP		DESCRIPTION	PART
1962	9.500	COVER, Spare Wheel and Tire Cover-Aqua (exc. 21, 2335-45, 2735)	983621
1962	9.500	COVER, Spare Wheel and Tire (21 All)	983587
1961-62	9.500	CURB FEELER (Unit of 2)	988594
1961-62	9.500	CUSHION, Ventilated Seat (Kool Kooshion)	988539
1961	9.500	DISPENSER, Tissue (exc. A.C. & 21)	989754
1962	9.500	DISPENSER, Tissue (exc. A.C. & 21)	983619
1961-62	3.705	EXHAUST PIPE AND MUFFLER, Dual Exhaust-less tail pipe & brkts. (exc. 21 & 425A eng.)	989755
1961-62	10.352	GUARD, Door Edge (2119-35)	980166
1961-62	10.352	GUARD, Door Edge (2117-27-67)	980239
1961-62	10.352	GUARD, Door Edge-2 Dr. Sedan and Coupes	989756
1961-62	10.352	GUARD, Door Edge-4 Dr. Sedan, and Safaris	989757
1961-62	12.944	GUARD, Fuel Door (exc. 21, 2335-45, 2735)	983669
1961-62	12.944	GUARD, Fuel Door (21 All)	983671
1961-62	2.459	GUIDE-MATIC, Headlamp Control (exc. 21)	989701
1961	8.845	HEATER AND DEFROSTER, Push Button (Circulaire A.C. & 21)	989717
1961	8.845	HEATER AND DEFROSTER, Manual Control (exc. Circulaire A.C. & 21)	989716
1961	8.845	HEATER AND DEFROSTER (21 All)	989793
1961-62	2.810	HORN, Trumpet (exc. 21)	989758
1962	2.810	HORN, Auxiliary (21 All exc. A.C.)	989829
1961-62	12.009	LAMP, Ash Tray (exc. 21)	989705
1962	12.009	LAMP, Ash Tray (21 All)	983681
1961	2.697	LAMP, Back Up (exc. 21)	989707
1961-62	2.697	LAMP, Back Up (21 All A.T.)	989795
1961-62	2.697	LAMP, Back Up (21 All S.T.)	989796
1962	2.697	LAMP, Back Up (exc. 21, 2335-45, 2735 or 4 Spd.-S.T.)	983618
1962	2.697	LAMP, Back Up (2335-45, 2735 exc. 4 Spd.-S.T.)	983633
1961	10.275	LAMP, Courtesy (23-25-26 All exc. 2367)	989709
1962	10.275	LAMP, Courtesy (23-25-26 All)	983617
1962	10.275	LAMP, Courtesy (21 All exc. 2167)	983686
1961	10.275	LAMP, Glove Compartment (exc. 21)	989708
1962	10.275	LAMP, Glove Compartment (exc. 21)	983632
1962	10.275	LAMP, Glove Compartment-21 All	983685
1961-62	9.988	LAMP, Luggage and Utility (exc. 21, 2335-45, 2735)	989710
1962	9.988	LAMP, Luggage Compartment-21 All	983690
1961-62	4.589	LAMP, Parking Brake (exc. 21)	989729
1961	9.773	LAMP, Spot (Inside Controlled) less bracket (All exc. 21)	989759
1961-62	9.773	LAMP, Spot (Inside Controlled) 21 All	983577
1962	9.773	LAMP, Spot (Inside Controlled) less bracket (All exc. 21)	983665
1961-62	9.773	BRACKET, Inside Controlled Spot Lamp-R.H. (All exc. 21)	989821
1961-62	9.773	BRACKET, Inside Controlled Spot Lamp-L.H. (exc. 21)	989760
1961-62	8.890	LAMP, Underhood (exc. 21)	989730
1961-62	8.890	LAMP, Underhood-Utility (2335-45, 2735)	989718
1961-62	3.028	LOCK, Gas Cap (exc. 21)	988747
1961	3.028	LOCK, Gas Cap (21 All)	989715
1962	11.360	LOCK, Luggage Compartment (2335-45, 2735)	983696
1961	15.286	MAT, Front Floor Throw-Shelltone Ivory-Unit of 2 (exc. 21)	989732
1961	15.286	MAT, Front Floor Throw-Madison Grey-Unit of 2 (exc. 21)	989733
1961	15.286	MAT, Front Floor Throw-Bristol Blue-Unit of 2 (exc. 21)	989734
1961	15.286	MAT, Front Floor Throw-Vermont Green-Unit of 2 (exc. 21)	989735
1961	15.286	MAT, Front Floor Throw-Coronado Red-Unit of 2 (exc. 21)	989736
1961	15.286	MAT, Front Floor Throw-Mahogany-Unit of 2 (exc. 21)	989737
1962	15.286	MAT, Front Floor Throw-Saddle-Unit of 2 (exc. 21)	983667
1962	15.286	MAT, Front Floor Throw-Ivory-Unit of 2 (exc. 21)	983604
1962	15.286	MAT, Front Floor Throw-Aqua-Unit of 2 (exc. 21)	983605
1962	15.286	MAT, Front Floor Throw-Blue-Unit of 2 (exc. 21)	983606

ACCESSORY PACKAGES

MODEL GROUP	DESCRIPTION	PART
1962 15.286	MAT, Front Floor Throw-Green-Unit of 2 (exc. 21)	983607
1962 15.286	MAT, Front Floor Throw-Red-Unit of 2 (exc. 21)	983608
1962 15.286	MAT, Front Floor Throw-Brown-Unit of 2 (exc. 21)	983609
1961 15.286	MAT, Front Floor Throw-Shelltone Ivory-Unit of 2 (21 All)	989806
1961 15.286	MAT, Front Floor Throw-Madison Grey-Unit of 2 (21 All)	989807
1961 15.286	MAT, Front Floor Throw-Bristol Blue-Unit of 2 (21 All)	989808
1961 15.286	MAT, Front Floor Throw-Vermont Green-Unit of 2 (21 All)	989809
1961 15.286	MAT, Front Floor Throw-Coronado Red-Unit of 2 (21 All)	989810
1961 15.286	MAT, Front Floor Throw-Mahogany-Unit of 2 (21 All)	989811
1962 15.286	MAT, Front Floor Throw-Ivory-Unit of 2 (21 All)	983580
1962 15.286	MAT, Front Floor Throw-Aqua-Unit of 2 (21 All)	983581
1962 15.286	MAT, Front Floor Throw-Blue-Unit of 2 (21 All)	983582
1962 15.286	MAT, Front Floor Throw-Green-Unit of 2 (21 All)	983583
1962 15.286	MAT, Front Floor Throw-Brown-Unit of 2 (21 All)	983584
1962 15.286	MAT, Front Floor Throw-Red-Unit of 2 (21 All)	983585
1962 15.286	MAT, Front Floor Throw-Saddle-Unit of 2 (21 All)	983674
1961 15.286	MAT, Rear Floor Throw-Shelltone Ivory-Unit of 2 (exc. 21)	989738
1961 15.286	MAT, Rear Floor Throw-Madison Grey-Unit of 2 (exc. 21)	989739
1961 15.286	MAT, Rear Floor Throw-Bristol Blue-Unit of 2 (exc. 21)	989740
1961 15.286	MAT, Rear Floor Throw-Vermont Green-Unit of 2 (exc. 21)	989741
1961 15.286	MAT, Rear Floor Throw-Coronado Red-Unit of 2 (exc. 21)	989742
1961 15.286	MAT, Rear Floor Throw-Mahogany-Unit of 2 (exc. 21)	989743
1962 15.286	MAT, Rear Floor Throw-Saddle-Unit of 2 (exc. 21)	983668
1962 15.286	MAT, Rear Floor Throw-Ivory-Unit of 2 (exc. 21)	983610
1962 15.286	MAT, Rear Floor Throw-Aqua-Unit of 2 (exc. 21)	983611
1962 15.286	MAT, Rear Floor Throw-Blue-Unit of 2 (exc. 21)	983612
1962 15.286	MAT, Rear Floor Throw-Green-Unit of 2 (exc. 21)	983613
1962 15.286	MAT, Rear Floor Throw-Red-Unit of 2 (exc. 21)	983614
1962 15.286	MAT, Rear Floor Throw-Brown-Unit of 2 (exc. 21)	983615
1961 15.286	MAT, Front Floor Full-Shelltone Ivory (exc. 21)	989800
1961 15.286	MAT, Front Floor Full-Madison Grey (exc. 21)	989801
1961 15.286	MAT, Front Floor Full-Bristol Blue (exc. 21)	989802
1961 15.286	MAT, Front Floor Full-Vermont Green (exc. 21)	989803
1961 15.286	MAT, Front Floor Full-Coronado Red (exc. 21)	989804
1961 15.286	MAT, Front Floor Full-Mahogany (exc. 21)	989805
1962 15.286	MAT, Front Floor Full-Ivory (exc. 21)	983598
1962 15.286	MAT, Front Floor Full-Aqua (exc. 21)	983599
1962 15.286	MAT, Front Floor Full-Blue (exc. 21)	983600
1962 15.286	MAT, Front Floor Full-Green (exc. 21)	983601
1962 15.286	MAT, Front Floor Full-Red (exc. 21)	983602
1962 15.286	MAT, Front Floor Full-Brown (exc. 21)	983603
1962 15.286	MAT, Front Floor Full-Saddle (exc. 21)	983673
1961 15.306	MAT, Luggage Compartment (2119)	989787
1962 15.306	MAT, Luggage Locker (2135)	983622
1961 3.451	MAGI-CRUISE CONTROL (exc. 21 & Circulaire A.C.)	989702
1961 3.451	MAGI-CRUISE CONTROL (w/Circulaire A.C. exc. 21)	989703
1962 3.451	MAGI-CRUISE CONTROL (exc. 21 & Circulaire A.C.)	983648
1962 3.451	MAGI-CRUISE CONTROL (w/Circulaire A.C. exc. 21)	983649
1961-62 10.185	MIRROR, Inside Tilt-Non Glare (exc. 21)	988818
1961-62 10.185	MIRROR, Inside Tilt-Non Glare (21 All)	989779
1961 10.185	MIRROR, O/S RV-L.H. (exc. 21)	989690
1961 10.185	MIRROR, O/S RV-R.H. (exc. 21)	989691
1961 10.185	MIRROR, O/S RV (21 All)	989786
1961-62 10.185	MIRROR, O/S RV-R.H. Fender Mount	983570
1962 10.185	MIRROR, O/S RV (21 All)	983623
1961-62 10.185	MIRROR, Remote Controlled-L.H.	989827
1961-62 10.185	MIRROR, Visor Vanity (exc. 2367, 2867)	984666
1961-62 10.185	MIRROR, Visor Vanity (2367, 2867)	989714

MODEL	GROUP	DESCRIPTION	PART
1962	10.230	PAD, Instrument Panel-Blue (exc. 21)	983627
1962	10.230	PAD, Instrument Panel-Aqua (exc. 21)	983628
1962	10.230	PAD, Instrument Panel-Green (exc. 21)	983629
1962	10.230	PAD, Instrument Panel-Bronze (exc. 21)	983630
1962	10.230	PAD, Instrument Panel-Red (exc. 21)	983631
1962	10.230	PAD, Instrument Panel-Grey (21 All)	983592
1962	10.230	PAD, Instrument Panel-Green (21 All)	983593
1962	10.230	PAD, Instrument Panel-Blue (21 All)	983594
1962	10.230	PAD, Instrument Panel-Bronze (21 All)	983595
1962	10.230	PAD, Instrument Panel-Burgundy (21 All)	983596
1962	10.230	PAD, Instrument Panel-Aqua (21 All)	983597
1962	10.230	PAD, Instrument Panel-Black (21 All)	983634
1962	10.230	PAD, Instrument Panel-Brown (21 All)	983635
1961-62	9.500	PAD, Rear Compartment (Safari)-Grey	989650
1961-62	9.500	PAD, Rear Compartment (Safari)-Mahogany	989651
1961-62	6.500	POWER STEERING (T/4)	983663
1961-62	6.500	POWER STEERING (T/8)	983664
1962	6.500	POWER STEERING - exc. 21 series	983695
1961	9.650	RADIO, Super Deluxe (exc. 21)	989693
1961	9.650	RADIO, Deluxe Electramatic-Wonder Bar (exc. 21)	989692
1962	9.650	RADIO, Super Deluxe (exc. 21)	983579
1962	9.650	RADIO, Wonder Bar (exc. 21)	983578
1961-62	9.650	RADIO, Air Crest (21 All)	989792
1961	9.650	RADIO, Push Button (21 All)	989831
1962	9.650	RADIO, Push Button (21 All)	983687
1961	12.242	RELEASE, Rear Deck Lid (exc. 21 & 3/2 B.C.)	989751
1961	12.242	RELEASE, Rear Deck Lid (3/2 B.C.)	989752
1961-62	9.694	SCREEN, Rear Door Window-1 Pair (2335-45, 2735)	983551
1961-62	9.694	SCREEN, Tail Gate Window (2335-45, 2735)	985075
1961-62	10.203	SHIELD PKG., Windshield Glare (23-25-26-27-28-29 All exc. 2347-67, 2847-67)	988449
1961-62	10.203	SHIELD PKG., Windshield Glare (2347-67, 2847-67, 2947)	988450
1962	7.345	SHOCK ABSORBER PKG., (Superlift) (exc. 21)	983708
1961	9.650	SPEAKER, Rear Seat (23 All exc. 2335-45-67)	989765
1961	9.650	SPEAKER, Rear Seat (25-26-28 All exc. 2837-67)	989766
1961	9.650	SPEAKER, Rear Seat (2367, 2837-67)	989768
1962	9.650	SPEAKER, Rear Seat (23 All exc. 2335-45-67)	983588
1962	9.650	SPEAKER, Rear Seat (2367, 2847-67, 2947 Custom)	983590
1962	9.650	SPEAKER, Rear Seat (26-28, 2947 All exc. 2847-67 & Custom)	983589
1962	9.750	TACHOMETER - exc. 2947 or 21 series	983680
1962	10.256	TRIM, Inst. Panel (27-28 All Circulaire A.C.-w/heater)	983638
1961-62	9.694	VENTSHADES (2311)	988480
1961-62	9.694	VENTSHADES (2335-45, 2735)	988482
1961-62	9.694	VENTSHADES (2369, 2669)	988481
1962	10.203	VISOR, E/Z Vision-Unit of 2 (2117-19-27-35)	983697
1962	10.203	VISOR, E/Z Vision-Unit of 2 (2167)	983698
1962	10.203	VISOR, E/Z Vision-Unit of 2 (2311-35-45-69)	983700
1962	10.203	VISOR, E/Z Vision-Unit of 2 (2339-47, 2639-69, 2735, 2839-47, 2947)	983701
1962	10.203	VISOR, E/Z Vision-Unit of 2 (2367, 2867)	983699
1961	8.798	WASHER, Windshield-Single Speed (exc. 21)	989744
1961	8.798	WASHER, Windshield-Two Speed (exc. 21)	989745
1961	8.798	WASHER, Windshield-Single Speed (21 All)	989814
1961	8.798	WASHER, Windshield-Two Speed (21 All)	989815
1962	8.798	WASHER, Windshield-Single Speed (exc. 21)	983655
1962	8.798	WASHER, Windshield-Two Speed (exc. 21)	983656
1962	8.798	WASHER, Windshield-Single Speed (21 All)	983653
1962	8.798	WASHER, Windshield-Two Speed (21 All)	983654
1961	5.871	WHEEL DISC, Deluxe (23 All)	989699
1961	5.871	WHEEL DISC, Custom (exc. 21)	989700

MODEL	GROUP	DESCRIPTION	PART
1961	5.871	WHEEL DISC (21 All)	989726
1962	5.871	WHEEL DISC, Deluxe (23 All)	983646
1962	5.871	WHEEL DISC, Custom (exc. 21)	983647
1962	5.871	WHEEL DISC, (21 All)	983645
1961	5.871	WHEEL TRIM RINGS (21 All) (early production)	989727
1962	5.871	WHEEL TRIM RINGS (21 All)	983688
1961	6.513	WHEEL, Custom Steering (23 All)	989688
1962	6.513	WHEEL AND HORN RING, Steering (23 All)	989850

MAINTENANCE ACCESSORIES

8.762	BLUE CORAL POLISH (16 oz. Bottle)	984788
8.762	BLUE CORAL SEALER (80 Gram Jar)	984789
8.762	BLUE CORAL SEALER (8 oz. Can)	984790
8.800	COVER PKG., Arm Rest Reconditioning	989568
8.800	CLEANER, White Sidewall (12-16 oz. Bottles and Sprayers)	988942
8.800	LIQUID GLAZE CLEANER AND POLISH KIT	987722
8.800	LIQUID GLAZE CREAM CLEANER PKG. (1 lb.) (Use to remove body protective wax applied at factory)	983560
8.800	PONTIAC LIQUID GLAZE CLEANER (32 oz.)	989683
8.800	PONTIAC LIQUID GLAZE CLEANER (1/2 gal.)	989684
8.800	PONTIAC LIQUID GLAZE CLEANER (6-12 oz. cans)	989685
8.800	PONTIAC LIQUID GLAZE (32 oz.)	989686
8.800	PONTIAC LIQUID GLAZE (6-17 oz. cans)	989687
8.762	PORCELAINIZE WASH CREAM	984227
8.762	PORCELAINIZE LIQUID	984226
8.800	SOLVENT, Windshield Washer (3-2 oz. Envelopes)	984959
8.800	SOLVENT, Windshield Washer (12-1 Pint Bottles-Less Brackets)	989664
8.800	SPRAY-A-SQUEAK (6-6 oz. Cans)	987883
8.800	TUBE, Paint Applicator	989649

USED CAR APPEARANCE RECONDITIONING MATERIALS

8.800	CLEANER, Engine (5 Gal. can)	988254
8.800	CLEANER, Engine (30 Gal. drum)	988255
8.800	CLEANER, Engine (55 Gal. drum)	988256
8.800	CLEANER, Vinyl (5 Gal. can)	980128
8.800	CLEANER AND POLISH, Liquid Glaze (1 Gal. can)	983707
8.800	KIT, Reconditioning (For Used Car Program)	983713
8.800	LEATHER AND VINYL DYE, Yellow (1 Qt.)	980212
8.800	NYLON DYE, Yellow (1 Qt.)	980122
8.800	PAINT, Engine-Silver (1 Qt.)	980264
8.800	PAINT, Engine-Gold (1 Qt.)	980265
8.800	PLASTIC DYE, White (1 Qt.)	980115
8.800	PLASTIC DYE, Red (1 Qt.)	980120
8.800	TINT, Headliner-Blue (1 Qt.)	980124
8.800	TINT, Headliner-Green (1 Qt.)	980125
8.800	TINT, Headliner-Grey (1 Qt.)	980126
8.800	TINT, Headliner-White (1 Qt.)	980127
8.800	TINT, Headliner-Brown (1 Qt.)	980211
8.800	TINT, Upholstery-Black (1 Qt.)	980123

MEMO

SPECIAL ENGINE AND CHASSIS PARTS

MODEL GROUP	DESCRIPTION	PART
1961-62 3.402	AIR CLEANER AND SILENCER ASSY., w/4 Barrel Carb. (exc. 21 series)	5647205
1961-62 3.402	AIR CLEANER AND SILENCER ASSY., w/4 Barrel Carb. (4 cyl. 21 series)	5647473
1962 3.402	AIR CLEANER AND SILENCER, w/3-2 B.C.	1554653
1961-62 3.410	ELEMENT PKG., Air Cleaner (use w/5647205 Air Cleaner)-exc. 21 series	5647244
1961-62 3.410	ELEMENT PKG., Air Cleaner-type A-86-C (4 cyl. 4 B.C.-21 series)	5645017
1961-62 4.338	ADAPTER, Speedo Driven Gear-3 SPD.-S.T. (H.D.) or H.T. (315 PA) w/41-9 axle	535613
1961-62 4.338	ADAPTER, Speedo Driven Gear-3 SPD.-S.T. (H.D.) or H.T. (315 PA) w/43-10 axle	535614
1961-62 4.338	ADAPTER, Speedo Driven Gear-3 SPD.-S.T. (H.D.) or H.T. (315 PA) w/41-10 axle	535615
1961-62 4.338	ADAPTER, Speedo Driven Gear-H.T. (10) w/40-11 axle	535615
1961-62 4.338	ADAPTER, Speedo Driven Gear-H.T. (315) w/39-10 axle	535616
1961-62 4.338	ADAPTER, Speedo Driven Gear-H.T. (315) w/40-11 axle	535617
1961-62 4.338	ADAPTER, Speedo Driven Gear-H.T. (10 PA) w/41-19 axle	540180
1961-62 4.338	ADAPTER, Speedo Driven Gear-H.T. (10 PA) w/43-10 axle	540181
1961-62 4.338	ADAPTER, Speedo Driven Gear-H.T. (10 PA) w/41-10 axle	540182
1961-62 4.338	ADAPTER, Speedo Driven Gear-H.T. (10) w/39-10 axle	540183
1961-62 4.338	ADAPTER, Speedo Driven Gear-H.T. (10) w/41-12 axle	540184
1962 3.759	ADAPTER AND STUD ASSY., Carb. Lever-4 Cyl. 21 series	545456
1961-62 6.103	ARM, Steering Knuckle (4 cyl. 21 series) R.H.	540441
1961-62 6.103	ARM, Steering Knuckle (4 cyl. 21 series) L.H.	540442
1961-62 0.333	ARM, Valve Rocker-P/8-T/4	540832
1961-62 0.659	BALANCER, Harmonic-S.S. exc. A.C. (w/5/8" groove depth)-exc. 21 series	529513
1961 0.659	BALANCER, Harmonic-S.S. exc. A.C. (w/7/16" groove depth) exc. 21 series	530089
1961-62 0.659	BALANCER, Harmonic-P.S. exc. A.C. or 21	530092
1961 7.831	BAR, Front Bumper Impact-exc. 21 series (Aluminum)	540804
1961 7.831	BAR, Rear Bumper Impact-exc. 21 series (Aluminum)	540805
1961-62 0.616	BEARING PKG., Connecting Rod and Crankshaft (Clevite 77) P/8 exc. 421 engine	531677
1961-62 0.616	BEARING PKG., Connecting Rod and Crankshaft (Moraine 400) P/8 exc. 421 engine	534677
1961-62 0.616	BEARING PKG., Connecting Rod and Crankshaft (Moraine 400) (4 cyl. 21 series)	540447
1961-62 0.616	BEARING PKG., Connecting Rod and Crankshaft-w/421 engine	543012
1961-62 1.066	BELT, Water Pump and Fan-exc. A.C. or 21 series (3/8" x 60")	540282
1961-62 1.066	BELT, Water Pump and Fan-exc. A.C. or 21 series (1/2"x60")	535894
1961-62 1.066	BELT AND PULLEY PKG., Fan (Deep Groove) exc. A.C. and 21 series	989794
1961-62 1.066	BELT AND PULLEY PKG., Fan (Deep Groove) (4 cyl. 21 series)	989826
1961-62 0.033	BLOCK, Cylinder, exc. 21 series	983636
1961-62 0.033	BLOCK, Cylinder-w/4 bolt brg. caps and 421 engine	542981
1961 0.033	BLOCK PKG., Cylinder (w/bores chamfered at intake valve area)-exc. 21 series	989761
	Consists of:	
	1 - 540151 Block Assembly	
	2 - 535458 Cyl. Head Gasket	
1961-62 0.033	BLOCK PKG., Cylinder (w/bores chamfered at intake valve area) 4 bolt Brg. Caps 4 cyl. 21 series	989825
1961-62 0.623	BOLT, Conn. Rod-P/8-T/4	540359
1961-62 1.653	BODY ASSY., Oil Pump (4 cyl.-21 series)	537702
1961-62 3.405	BRACE, Carb. Air Cleaner w/4 Barrel Carb. (4 cyl. 21 series)	540967
1961-62 3.890	BRACKET, fuel filter supt. (4 cyl. 21 series)	538674
1961-62 0.852	BRACKET ASSY., Clutch Cont. Counter Shaft Frame-exc. 21 series	540488
1961-62 1.274	BRACKET ASSY., Rad. mtg., Upper-exc. 21 series	540892
1961-62 1.274	BRACKET ASSY., Rad. mtg., Lower-w/3152157 or 3152158 rad., exc. 21 series	540848
1962 3.459	BRACKET, Throttle Control Return Spring-4 Cyl. 21 series	542166
1961-62 5.809	BRAKE PKG., Rear-21 series	983511
1961 5.809	BRAKE DRUM PKG., Rear-21 series (aluminum)	983547
1961-62 0.519	CAMSHAFT (Manual Lash-w/1.50 or 1.65 rocker arm ratio) (recommended for use w/989798 pkg.) exc. 21 series (#7 Grind)	535480
1961-62 0.519	CAMSHAFT (Manual Lash) exc. 21 series (#8 Grind)	540233
1961-62 0.519	CAMSHAFT (Manual Lash) exc. 21 series (#10 Grind)	541596
1961-62 0.519	CAMSHAFT (Manual Lash) 4 cyl. 21 series (#7 Grind)	540345
1961-62 0.519	CAMSHAFT (Manual Lash) 4 cyl. 21 series (#8 Grind)	540417
1961-62 0.519	CAMSHAFT (Manual Lash) (#11 Grind)-w/421 engine	542992
1961-62 0.459	CAMSHAFT AND LIFTER PKG., (Manual Lash) (#7 Grind) exc. 21 series	983507
1961-62 0.459	CAMSHAFT AND LIFTER PKG., (Manual Lash) (#8 Grind) exc. 21 series	983508
1961-62 3.725	CARBURETOR, Carter 4 B.C.-w/1-9/16" Primary Bore	534628
1961 3.725	CARBURETOR, Carter 4 B.C.-w/1-5/8" Primary Bore	535499
1962 3.725	CARBURETOR, Carter 4 B.C.-w/1-11/16" Primary & Secondary Bores	543889

MODEL	GROUP	DESCRIPTION	PART
1961-62	3.725	CARBURETOR AND MANIFOLD PKG., Carter 4 B.C. (Large Runners) exc. 21 series .	983503
1961-62	3.792	JET PKG., Carb. Metering-w/triple Carb. engine	7015513
1961-62	3.792	JET PKG., Carb. Metering-w/Carter 4 Barrel Carb.	989573
1961	0.386	COVER, Valve Rocker Arm-R.H., exc. 21 series	532758
1961-62	0.386	COVER, Valve Rocker Arm-L.H., exc. 21 series	532408
1961-62	0.859	COVER AND PRESSURE PLATE ASSY., Clutch-exc. 21 series	540754
1961-62	0.859	COVER AND PRESSURE PLATE ASSY., Clutch-4 Cyl. 21 series	540519
1961-62	1.166	CLAMP, Rad. Hose to Engine-exc. 21 series	451214
1961-62	1.166	CLAMP, Rad. Supply Tank to Pump-exc. 21 series	451201
1961-62	0.852	COUNTERSHAFT AND BRACKET, Clutch Control-S.T. exc. 21 series	983561
1961-62	0.886	CLUTCH AND CLUTCH CONTROL PKG., 4 cyl.-21 series-S.T.	983506
1961-62	0.886	PLATE ASSY., Clutch Driven-S.T.-4 Cyl. 21 series	540520
1961-62	0.886	PLATE ASSY., Clutch Driven-S.T.-exc. 21 series	540753
1961-62	0.861	CLUTCH PKG., S.T. exc. 21 series (use w/983562 Flywheel Pkg.)	983549
1961	0.646	CRANKSHAFT exc. 21 series	533038
1961-62	0.646	CRANKSHAFT-4 cyl. 21 series	540341
1961-62	0.646	CRANKSHAFT - w/421 engine	542990
1961-62	0.309	CUP, Engine Valve Spring Ret.-P/8-T/4	540833
1961-62	0.269	CYLINDER HEAD AND VALVE TRAIN PKG. (w/1.65 rocker arm ratio-no exhaust crossover) (use w/535480 camshaft) exc. 21 series	989798
1961	0.269	CYLINDER HEAD AND VALVE TRAIN PKG. (w/1.65 rocker arm ratio-no exhaust crossover) 4 cyl.-21 series	989824
1962	0.269	CYLINDER HEAD AND VALVE TRAIN PKG. (w/1.65 rocker arm ratio-no exhaust crossover) 4 cyl.-21 series	983706
1961-62	5.504	DIFFERENTIAL AND CARRIER PKG., 43-13 (3.31-1) All 21 series-S.T.	983554
1961-62	5.504	DIFFERENTIAL AND CARRIER PKG., 39-11 (3.55-1) All 21 series-S.T.	983555
1961-62	5.504	DIFFERENTIAL AND CARRIER PKG., 41-11 (3.73-1) All 21 series-S.T.	983556
1961-62	5.504	DIFFERENTIAL AND CARRIER PKG., 39-10 (3.90-1) All 21 series-S.T.	983557
1961-62	5.504	DIFFERENTIAL AND CARRIER PKG., 41-10 (4.10-1) Std. Diff. exc. 21 series (Phosphate Coated Gears)	983521
1961-62	5.504	DIFFERENTIAL AND CARRIER PKG., 43-10 (4.30-1) Std. Diff. exc. 21 series (Phosphate Coated Gears)	983522
1961-62	5.504	DIFFERENTIAL AND CARRIER PKG., 41-9 (4.55-1) Std. Diff. exc. 21 series (Phosphate Coated Gears)	983523
1961-62	5.504	DIFFERENTIAL AND CARRIER PKG., 39-8 (4.88-1) Std. Diff. exc. 21 series (Phosphate Coated Gears)	983524
1961-62	5.504	DIFFERENTIAL AND CARRIER PKG., 43-8 (5.38-1) Std. Diff. exc. 21 series (Phosphate Coated Gears)	983525
1961-62	5.504	DIFFERENTIAL AND CARRIER PKG., 39-7 (5.57-1) Std. Diff. exc. 21 series (Phosphate Coated Gears)	983526
1961-62	5.504	DIFFERENTIAL AND CARRIER PKG., 41-7 (5.86-1) Std. Diff. exc. 21 series (Phosphate Coated Gears)	983527
1961-62	5.504	DIFFERENTIAL AND CARRIER PKG., 43-7 (6.14-1) Std. Diff. exc. 21 series (Phosphate Coated Gears)	983528
1961	5.504	DIFFERENTIAL AND CARRIER PKG., 41-10 Locking Diff.	989675
1961	5.504	DIFFERENTIAL AND CARRIER PKG., 43-10 Locking Diff.	989676
1961-62	5.504	DIFFERENTIAL AND CARRIER PKG., 41-16 (2.56-1) Std. Diff., exc. 21 series (Phosphate Coated Gears)	983512
1961-62	5.504	DIFFERENTIAL AND CARRIER PKG., 43-16 (2.69-1) Std. Diff., exc. 21 series (Phosphate Coated Gears)	983513
1961-62	5.504	DIFFERENTIAL AND CARRIER PKG., 43-15 (2.87-1) Std. Diff., exc. 21 series (Phosphate Coated Gears)	983514
1961-62	5.504	DIFFERENTIAL AND CARRIER PKG., 40-13 (3.08-1) Std. Diff., exc. 21 series (Phosphate Coated Gears)	983515
1961-62	5.504	DIFFERENTIAL AND CARRIER PKG., 42-13 (3.23-1) Std. Diff., exc. 21 series (Phosphate Coated Gears)	983516
1961-62	5.504	DIFFERENTIAL AND CARRIER PKG., 43-13 (3.31-1) Std. Diff. exc. 21 series (Phosphate Coated Gears)	983517
1961-62	5.504	DIFFERENTIAL AND CARRIER PKG., 41-12 (3.42-1) Std. Diff. exc. 21 series (Phosphate Coated Gears)	983518
1961-62	5.504	DIFFERENTIAL AND CARRIER PKG., 40-11 (3.64-1) Std. Diff., exc. 21 series (Phosphate Coated Gears)	983519
1961-62	5.504	DIFFERENTIAL AND CARRIER PKG., 39-10 (3.90-1) Std. Diff., exc. 21 series (Phosphate Coated Gears)	983520

MODEL	GROUP	DESCRIPTION	PART
1961-62	5.504	DIFFERENTIAL AND CARRIER PKG., 41-8 (5.13-1) Std. Diff. exc. 21 series (Phosphate Coated Gears)	983650
1961-62	5.504	DIFFERENTIAL AND CARRIER PKG., 39-11 (3.55-1) Std. Diff. exc. 21 series	983675
1962	5.504	DIFFERENTIAL AND CARRIER PKG., 40-9 (4.44-1) Std. Diff. exc. 21 series	983726
1962	5.504	DIFFERENTIAL AND CARRIER PKG., 42-9 (4.67-1) Std. Diff. exc. 21 series	983727
1961-62	5.504	DIFFERENTIAL AND CARRIER PKG., 41-16 (2.56-1) Locking Diff., exc. 21 series (Phosphate Coated Gears)	983529
1961-62	5.504	DIFFERENTIAL AND CARRIER PKG., 43-16 (2.69-1) Locking Diff., exc. 21 series (Phosphate Coated Gears)	983530
1961-62	5.504	DIFFERENTIAL AND CARRIER PKG., 43-15 (2.87-1) Locking Diff., exc. 21 series (Phosphate Coated Gears)	983531
1961-62	5.504	DIFFERENTIAL AND CARRIER PKG., 40-13 (3.08-1) Locking Diff., exc. 21 series (Phosphate Coated Gears)	983532
1961-62	5.504	DIFFERENTIAL AND CARRIER PKG., 42-13 (3.23-1) Locking Diff., exc. 21 series (Phosphate Coated Gears)	983533
1961-62	5.504	DIFFERENTIAL AND CARRIER PKG., 42-13 (3.21-1) Locking Diff., exc. 21 series (Phosphate Coated Gears)	983534
1961-62	5.504	DIFFERENTIAL AND CARRIER PKG., 41-12 (3.42-1) Locking Diff., exc. 21 series (Phosphate Coated Gears)	983535
1961-62	5.504	DIFFERENTIAL AND CARRIER PKG., 40-11 (3.64-1) Locking Diff., exc. 21 series (Phosphate Coated Gears)	983536
1961-62	5.504	DIFFERENTIAL AND CARRIER PKG., 39-10 (3.90-1) Locking Diff., exc. 21 series (Phosphate Coated Gears)	983537
1961-62	5.504	DIFFERENTIAL AND CARRIER PKG., 41-10 (4.10-1) Locking Diff., exc. 21 series	983538
1961-62	5.504	DIFFERENTIAL AND CARRIER PKG., 43-10 (4.30-1) Locking Diff., exc. 21 series	983539
1961-62	5.504	DIFFERENTIAL AND CARRIER PKG., 41-9 (4.55-1) Locking Diff., exc. 21 series	983540
1961-62	5.504	DIFFERENTIAL AND CARRIER PKG., 39-8 (4.88-1) Locking Diff., exc. 21 series	983541
1961-62	5.504	DIFFERENTIAL AND CARRIER PKG., 43-8 (5.38-1) Locking Diff., exc. 21 series	983542
1961-62	5.504	DIFFERENTIAL AND CARRIER PKG., 39-7 (5.57-1) Locking Diff., exc. 21 series	983543
1961-62	5.504	DIFFERENTIAL AND CARRIER PKG., 41-7 (5.86-1) Locking Diff., exc. 21 series	983544
1961-62	5.504	DIFFERENTIAL AND CARRIER PKG., 43-7 (6.14-1) Locking Diff., exc. 21 series	983545
1961-62	5.504	DIFFERENTIAL AND CARRIER PKG., 41-8 (5.13-1) Locking Diff., exc. 21 series (Phosphate Coated Gears)	983651
1961-62	5.504	DIFFERENTIAL AND CARRIER PKG., 39-11 (3.55-1) Locking Diff. exc. 21 series	983676
1962	5.504	DIFFERENTIAL AND CARRIER PKG., 40-9 (4.44-1) Locking Diff., exc. 21 series	983728
1962	5.504	DIFFERENTIAL AND CARRIER PKG., 42-9 (4.67-1) Locking Diff., exc. 21 series	983729
1961-62	2.361	DISTRIBUTOR ASSY., Ignition-w/cap and rotor-exc. 21 series	1110976
1961-62	2.361	DISTRIBUTOR ASSY., Ignition-4 cyl.-21 series	1110270
1961-62	2.361	DISTRIBUTOR AND COIL PKG., exc. 21 series	989764
1961-62	3.201	ELBOW, Fuel Pump Fuel Hose-4 cyl.-21 series	538570
1961-62	1.064	FAN AND CLUTCH ASSY., Engine	988938
1961-62	1.064	FAN ASSY., Engine-T/4 (4 blade-17" dia.)	534541
1961-62	1.274	FILLER, Rad. Supt. to Rad., Side-w/3152157 or 3152158 rad., exc. 21 series	540828
1961-62	1.274	FILLER, Rad. Supt. to Rad., Lower-w/3152157 or 3152158 rad., exc. 21 series	540829
1961-62	0.666	FLYWHEEL AND BOLTS PKG., 4 cyl. 21 series	983563
1961-62	0.666	FLYWHEEL AND BOLTS PKG., S.T. exc. 21 series-use w/983549 Clutch Pkg.	983562
1961-62	3.900	FUEL PUMP AND ECCENTRIC PKG.	988939
1961-62	3.900	FUEL PUMP AND GASKET PKG., 4 Cyl. 21 series	5621783
1961-62	0.289	GASKET, Cylinder Head-P/8-T/4 exc. 421 engine	542972
1961	0.289	GASKET, Cylinder Head, w/Chamfered bore block only-P/8-T/4	983553
1961-62	0.289	GASKET, Cylinder Head-w/421 engine	542973
1961-62	3.726	GASKET, Carb. to Manifold-P/8-T/4	534642
1961-62	0.423	GASKET, Valve rocker arm cover-P/8-T/4	535618
1961-62	4.337	GEAR, Speedometer Driven (24.8 ratio) (All 4 SPD.-S.T., w/41-10 & 43-10 axle ratio)	3777049
1961-62	4.004	GEARSHIFT CONTROL, Floor-3 SPD.-S.T. (H.D.) exc. 21 series	983572
1961-62	1.159	HOSE, Rad. Supply Tank to Pump, exc. 21 series	540850
1961-62	1.159	HOSE, Rad. Supply Tank to Rad., exc. 21 series	540898
1961-62	5.803	HUB AND DRUM, Front Wheel-21 series (aluminum)	983546
1961-62	1.270	INSULATOR, Rad. Mtg., exc. 21 series	3786786
1961-62	6.020	KNUCKLE, Steering-4 cyl.-21 series	540534
1961	3.429	LINKAGE, Throttle Control (Mechanical)-w/triple carb. engine	983564
1962	3.429	LINKAGE, Throttle Control (Mechanical) w/triple carb.	983672
1961-62	5.535	LUBRICANT, Rear Axle Gear (2 Qt. Can) exc. 21 series	513379
1961-62	3.602	MANIFOLD PKG., Exhaust (Cast Iron) 4 cyl.-21 series	989823

MODEL	GROUP	DESCRIPTION	PART
1961-62	3.602	MANIFOLD PKG., Exhaust (Cast Iron) w/dual exhaust-exc. 21 series	989832
1961-62	3.601	MANIFOLD, Exhaust-R.H.	537453
1961-62	3.601	MANIFOLD, Exhaust-L.H.	537455
1961-62	3.601	MANIFOLD, Exhaust-Inner, 4 Cyl., 21 series	540375
1961-62	3.601	MANIFOLD, Exhaust-Outer, 4 Cyl., 21 series	540376
1961-62	3.601	MANIFOLD, Exhaust (Aluminum) w/dual exhaust exc. 421 engine	983689
1961-62	3.265	MANIFOLD, Intake-w/Triple Carb. Engine-use w/540304 Cyl. head	540510
1961-62	3.265	MANIFOLD, Intake (Large Runners) exc. 21 series	540609
1961-62	3.265	MANIFOLD, Intake (Double Header) no exhaust crossover-exc. 21 series	535889
1961-62	3.265	MANIFOLD, Intake (Aluminum)-w/2-4 B.C. and 421 engine	983683
1961-62	0.333	NUT, Valve Rocker Arm Ball Retainer-P/8-T/4	535465
1961-62	0.137	PACKING, Rear Bearing Oil Seal-w/421 engine	1193133
1961-62	0.629	PISTON, Engine-w/421 engine	542983
1961-62	3.278	PLUG PKG., Intake Manifold (to block off exhaust heat)-exc. 21 series	989820
1961-62	1.062	PULLEY, Water Pump and Fan-exc. A.C. or 21	529517
1961-62	2.274	PULLEY, Generator (4 cyl, 21 series) (3-1/2" dia.)	1936435
1961	1.652	PUMP ASSY., Engine Oil-4 Cyl. 21 series	540527
1961-62	1.426	PUMP AND PAN PKG., Engine Oil-4 cyl.-21 series	989849
1961-62	1.426	PUMP AND PAN PKG., Engine Oil-exc. 21 series	989644
1961-62	1.426	PUMP AND PAN PKG., Engine Oil-w/421 engine	983684
1961-62	1.219	RADIATOR ASSY., Aluminum, P/8 (3-3/4" thick-12 fins per inch)	3152157
1961-62	1.219	RADIATOR ASSY., Aluminum, P/8 (3-3/4" thick-8 fins per inch)	3152158
1961-62	1.219	RADIATOR MOUNTING PKG., exc. 21 series-use to install 3152157 or 3152158 rad.	983567
1961-62	0.643	RING PKG., Piston (Complete)-(.030 O.S.) w/421 engine	543296
1961-62	5.529	RING GEAR AND PINION PKG., 41-10 (4.10-1) exc. 21 series (Phosphate Coated)	989841
1961-62	5.529	RING GEAR AND PINION PKG., 43-10 (4.30-1) exc. 21 series (Phosphate Coated)	989842
1961-62	5.529	RING GEAR AND PINION PKG., 41-9 (4.55-1) exc. 21 series (Phosphate Coated)	989843
1961-62	5.529	RING GEAR AND PINION PKG., 39-8 (4.88-1) exc. 21 series (Phosphate Coated)	989844
1961-62	5.529	RING GEAR AND PINION PKG., 43-8 (5.38-1) exc. 21 series (Phosphate Coated)	989845
1961-62	5.529	RING GEAR AND PINION PKG., 39-7 (5.57-1) exc. 21 series (Phosphate Coated)	989846
1961-62	5.529	RING GEAR AND PINION PKG., 41-7 (5.86-1) exc. 21 series (Phosphate Coated)	989847
1961-62	5.529	RING GEAR AND PINION PKG., 43-7 (6.14-1) exc. 21 series (Phosphate Coated)	989848
1961-62	5.529	RING GEAR AND PINION PKG., 43-13 (3.31-1) All exc. 21 series	983504
1961-62	5.529	RING GEAR AND PINION PKG., 41-8 (5.13-1) exc. 21 series (Phosphate Coated)	983652
1961-62	5.529	RING GEAR AND PINION PKG., 41-16 (2.56-1) exc. 21 series (Phosphate Coated)	989833
1961-62	5.529	RING GEAR AND PINION PKG., 43-16 (2.69-1) exc. 21 series (Phosphate Coated)	989834
1961-62	5.529	RING GEAR AND PINION PKG., 43-15 (2.87-1) exc. 21 series (Phosphate Coated)	989835
1961-62	5.529	RING GEAR AND PINION PKG., 40-13 (3.08-1) exc. 21 series (Phosphate Coated)	989836
1961-62	5.529	RING GEAR AND PINION PKG., 42-13 (3.23-1) exc. 21 series (Phosphate Coated)	989837
1961-62	5.529	RING GEAR AND PINION PKG., 41-12 (3.42-1) exc. 21 series (Phosphate Coated)	989838
1961-62	5.529	RING GEAR AND PINION PKG., 40-11 (3.64-1) exc. 21 series (Phosphate Coated)	989839
1961-62	5.529	RING GEAR AND PINION PKG., 39-10 (3.90-1) exc. 21 series (Phosphate Coated)	989840
1961-62	5.529	RING GEAR AND PINION PKG., 39-11 (3.55-1) exc. 21 series	983677
1962	5.529	RING GEAR AND PINION PKG., 40-9 (4.44-1) exc. 21 series	983730
1962	5.529	RING GEAR AND PINION PKG., 42-9 (4.67-1) exc. 21 series	983731
1961-62	0.333	ROD, Valve Lifter Push-P/8-T/4	518147
1961-62	0.787	ROD ASSY., Clutch Fork to Idler Lever-4 Cyl., 21 series	540521
1961-62	0.601	ROD ASSY., Connecting-P/8-T/4	529238
1961-62	0.603	ROD AND PISTON PKG., Connecting-Pressed Pin (Forged True Pistons) 4 cyl-21 series w/534142 piston	983501
1961-62	0.603	ROD AND PISTON PKG., Connecting-Pressed Pin (Thompson Pistons) 4 cyl.-21 series-w/535394 piston	983502
1961-62	0.603	ROD AND PISTON PKG., Connecting (w/pressed in pin)-w/534142 piston	989643
1961-62	0.603	ROD AND PISTON PKG., Connecting (Thompson)-w/535394 piston	989666
1961-62	0.603	ROD AND PISTON PKG., Connecting (Forged True Pistons) 4 cyl-21 series-w/543116 pistons	983693
1961-62	0.603	ROD AND PISTON PKG., Connecting (Thompson Pistons) 4 cyl-21 series-w/543115 pistons	983694
1961-62	0.603	ROD AND PISTON PKG., Connecting (Forged True Pistons) exc. 421 engine or 21 series-w/543116 pistons	983691
1961-62	0.603	ROD AND PISTON PKG., Connecting (Thompson Pistons) exc. 421 engine or 21 series-w/543115 pistons	983692
1961	5.544	SHAFT ASSY., Propeller and U/Joint (23-25-27 All 3 SPD.(STD.) & 4 SPD-S.T.)	5675849

**1962 FACTORY INSTALLED HIGH PERFORMANCE
ENGINE AND CHASSIS PARTS
(FOR CATALINA ONLY)**

DESCRIPTION	PART NO.	389	421
AIR CLEANER	5649359	X	
	1552558		X
CAMSHAFT, Manual Lash (#10 Grind)	541596	X	X
CARBURETOR, 4 Barrel	544121	X	
Dual 4 Barrel	543780		X
Dual 4 Barrel	543817		X
CRANKSHAFT, Forged	541649	X	
	542990		X
CLUTCH PKG.	983549	X	X
CLUTCH COUNTERSHAFT AND BRACKET PKG.	983561	X	X
CONNECTING RODS	529238	X	X
CONNECTING ROD AND CRANKSHAFT BEARING PKG. (Moraine)	534677	X	
(Moraine)	543012		X
CYLINDER HEAD AND VALVE TRAIN PKG.	989798	X	X
GASKET, Cyl. Head	535458	X	
GASKET, Cyl. Head	542973		X
COVER, Valve Rocker Arm	543992R-543993L	X	X
SEAL, Valve	543354	X	X
DUAL EXHAUST (425A with special exhaust pipe)		X	X
PIPE, Exhaust	543494R-543495L	X	X
ADAPTER, Manifold to Exhaust Pipe	543496R-543497L	X	X
COVER, Exhaust Manifold Adapter	543491	X	X
GASKET, Exhaust Manifold to Adapter	543492	X	X
GASKET, Exhaust Manifold Adapter to Cover	543493	X	X
ENGINE BLOCK ASSY. (4.0625 x 3.75)	542321	X	
(4.0937 x 4.00)	542981		X
EXHAUST MANIFOLD PKG.	989832	X	X
FLYWHEEL AND BOLTS PKG.	983562	X	X
FUEL PUMP AND ECCENTRIC PKG.	988939	X	X
HARMONIC BALANCER	989794	X	X
IGNITION DISTRIBUTOR AND POINTS PKG.	989764	X	X
INTAKE MANIFOLD, Aluminum	535889	X	
Aluminum	542991		X
OIL PUMP AND PAN PKG.	989644	X	
	983684		X
PAN ASSY., Oil-Special	543656	X	X
PUMP ASSY., Oil	540527	X	X
PISTONS, (Forged True)	543116	X	
(Thompson)	542983		X
PROPELLER SHAFT, High Speed (Bal. 6000 rpm)	5676396	X	X
TRANSMISSION ASSY., 4 Speed Syncromesh with Hurst Campbell Floor Shift Control	543801	X	
	543752		X
COVER ASSY., Trans. Shift Control	543668	X	X
LEVER, Trans. 3rd & 4th Shifter Shaft	541170	X	X
LEVER, Trans. 1st & 2nd Shifter Shaft	543802	X	X
LEVER, Trans. Reverse Shifter Shaft	543803	X	X
LEVER & BRACKET ASSY., Trans. Control	543818	X	X
ROD, Trans. 1st & 2nd Control	543822	X	X
ROD, Trans. 3rd & 4th Control	543823	X	X
ROD, Trans. Reverse Control	543824	X	X
GEAR, Speedometer Drive-w/43-10 axle	3845079		X
GEAR & SHAFT ASSY., Speedometer Driven-w/43-10 axle (19-6 ratio)	543800		X
THROTTLE LINKAGE, Standard		X	
Mechanical	543025		X

1961 TEMPEST ENGINE IDENTIFICATION CHART

This chart to be used for engine identification purposes only. Do not order engines or parts from this chart.
 (*)Identification letter code stamped immediately below production engine number on front right hand side of block.
 (**)Identification letter code stamped on same line following production engine number.

Letter Code	Model	Type Trans.	Model Application	Compression Ratio				Carburetor			Valve Spring		Camshaft		Distributor	
				7.6:1	8.6:1	8.8:1	10.25:1	1 Bbl.	2 Bbl.	4 Bbl.	Single	Two	537995	539099	1110282	1110283
DS*	T/4	ST	Standard		X			X			X		X		X	
ZS*	T/4	ST	Export	X				X			X		X		X	
XS*	T/4	ST	Spec. Order				X			X		X		X		X
OS*	T/4	ST	Spec. Order				X	X			X		X			X
ADS*	T/4	ST	Spec. Order Taxi		X			X			X		X		X	
DA*	T/4	AT	Standard		X			X			X		X		X	
ZA*	T/4	AT	Export	X				X			X		X		X	
XA*	T/4	AT	Spec. Order				X			X		X		X		X
OA*	T/4	AT	Spec. Order				X	X				X		X		X
YA**	T/8	AT	Spec. Order			X			X		X					
AYA**	T/8	AT	Export	X					X		X					

ENGINE IDENTIFICATION CHART

Showing Major Components Used in 1961 Pontiac Production Engines.

NOTE: Identification Letter Code stamped immediately below production engine number on front of right hand side of block.

NOTE: This chart to be used for engine identification purposes only. Do not order engines or parts from this chart.

- * 3 Speed Borg-Warner S.M. Trans.
- ** 3 Speed S.M. Trans.

LETTER CODE	TYPE TRANS.	MODEL APPLICATION	10.75:1 Compression Ratio (Cyl. Hd. & Valves)	10.25:1 Compression Ratio (Pistons)	8.6:1 Compression Ratio (Pistons)	7.8:1 Compression Ratio (Pistons)	2 BBL. Carb. (1 1/2 Throttle Bore)	2 BBL. Carb. (1 1/4 Throttle Bore)	4 BBL. Carburetor	Tri. Power Carburetor	425E and 61-10 H.M. Camshaft (0)	Synchro-Mesh Camshaft (1)	H.M. Camshaft (4) (S.M. Option)	425A Camshaft (6)	Single Valve Spring	Heavy Duty Valve Springs	4 Bolt Main Brg. Caps (3 Center)	Special Valve Lifters	.0022-.0027 Piston Fit	.0007-.0013 Piston Fit	Long Exhaust Manifold	Distributor (Mod. 1110996)	A/C 45 Spark Plug	A/C 44 Spark Plug	Heavy Duty Starting Motor	Heavy Duty Clutch	Heavy Duty Transmission
A2	S/M	Std. - 23-25			X		X				X			X					X			X					
A2*	S/M	Std. - 26			X		X				X			X					X			X					X
C4	S/M	Spl. Eqpt. - All	X						X			X			X				X			X	X	X	X	X	X
P4	S/M	Spl. Police - 23		X					X			X			X			X	X	X		X		X	X	X	X
F4	S/M	425A - 23-25-26-27-28	X						X				X		X	X	X	X	X	X	X	X	X	X	X	X	X
M4	S/M	425A - 23-25-26-27-28	X						X				X		X	X	X	X	X	X	X	X	X	X	X	X	X
R2	S/M	Export - 23-25				X	X					X							X			X					
R2*	S/M	Export - 26				X	X					X							X			X					
G4	S/M	Spl. - 23-25-26 Std. Police & Taxi - 23			X		X					X			X				X			X				X	X
H4	S/M	Spl. - 27-28 Std. - 2890			X				X			X			X				X			X				X	X
B4**	S/M	Spl. - 23-25 Std. - 27			X				X			X			X				X			X				X	X
B4	S/M	Spl. - 26 Std. - 28			X				X			X			X				X			X					X
RC4	S/M	Spl. Eqpt. - All	X						X			X			X				X			X	X	X	X	X	X
RM4	S/M	425A - 23-25-26-27-28	X						X				X		X	X	X	X	X	X	X	X	X	X	X	X	X
A1	61-10 H/M	Std. - 23-25		X		X				X									X			X	X	X	X		
A5	315 H/M	Std. - 26		X		X							X						X			X	X	X	X		
BB	315 H/M	Spl. - 26 Std. - 27-28-2890		X					X				X						X			X	X	X	X		
BF	61-10 H/M	Spl. Eqpt. - 23-25		X					X	X									X			X	X	X	X		
E3	61-10 H/M	425E - 23-25			X		X			X									X			X					
E7	315 H/M	425E - 26-27-28			X		X			X									X			X					
S1	61-10 H/M	Air Cond. - 23-25		X		X				X									X			X	X	X	X		
S5	315 H/M	Air Cond. - 26		X		X							X						X			X	X	X	X		
T8	315 H/M	Air Cond. - 26-27-28-2890		X					X				X						X			X	X	X	X		
W3	61-10 H/M	425E - Air Cond. - 23-25			X		X			X									X			X					
W7	315 H/M	425E - Air Cond. - 26-27-28			X		X			X									X			X					
TF	61-10 H/M	Air Cond. - 23-25		X					X	X									X			X	X	X	X		
CO	61-10 H/M	Spl. Eqpt. - 23-25		X					X				X						X			X	X	X	X		
I9	315 H/M	Spl. Eqpt. - 26-27-28-2890		X					X				X						X			X	X	X	X		
P9	315 H/M	Spl. Police		X					X				X					X			X		X	X	X		
PO	61-10 H/M	Spl. Police - 23-25		X					X				X						X			X		X	X		
FO	61-10 H/M	425A - 23-25		X					X				X		X	X	X	X	X	X	X	X	X	X	X		
MO	61-10 H/M	425A - 23-25		X					X				X		X	X	X	X	X	X	X	X	X	X	X		
U9	315 H/M	425A - 26-27-28		X					X				X		X	X	X	X	X	X	X	X	X	X	X		
V9	315 H/M	425A - 26-27-28		X					X				X		X	X	X	X	X	X	X	X	X	X	X		
J1	61-10 H/M	Export - 23-25			X		X			X									X			X					
K1	61-10 H/M	Export - 23-25				X	X			X									X			X					
Q5	315 H/M	Export - 26			X		X						X						X			X					
K5	315 H/M	Export - 26				X	X						X						X			X					
LB	315 H/M	Export - 27-28			X				X				X						X			X					
NB	315 H/M	Export - 27-28				X			X				X						X			X					
RCO	61-10 H/M	Spl. Eqpt. - 23-25		X					X				X						X			X	X	X	X		
RI9	315 H/M	Spl. Eqpt. - 26-27-28-2890		X					X				X						X			X	X	X	X		
RMO	61-10 H/M	425A - 23-25		X					X				X		X	X	X	X	X	X	X	X	X	X	X		
RV9	315 H/M	425A - 26-27-28		X					X				X		X	X	X	X	X	X	X	X	X	X	X		

ENGINE IDENTIFICATION CHART

Showing Major Components Used in 1962 Pontiac Production Engines.

NOTE: Identification Letter Code stamped immediately below production engine number on front of right hand side of block.

NOTE: This chart to be used for engine identification purposes only. Do not order engines or parts from this chart.

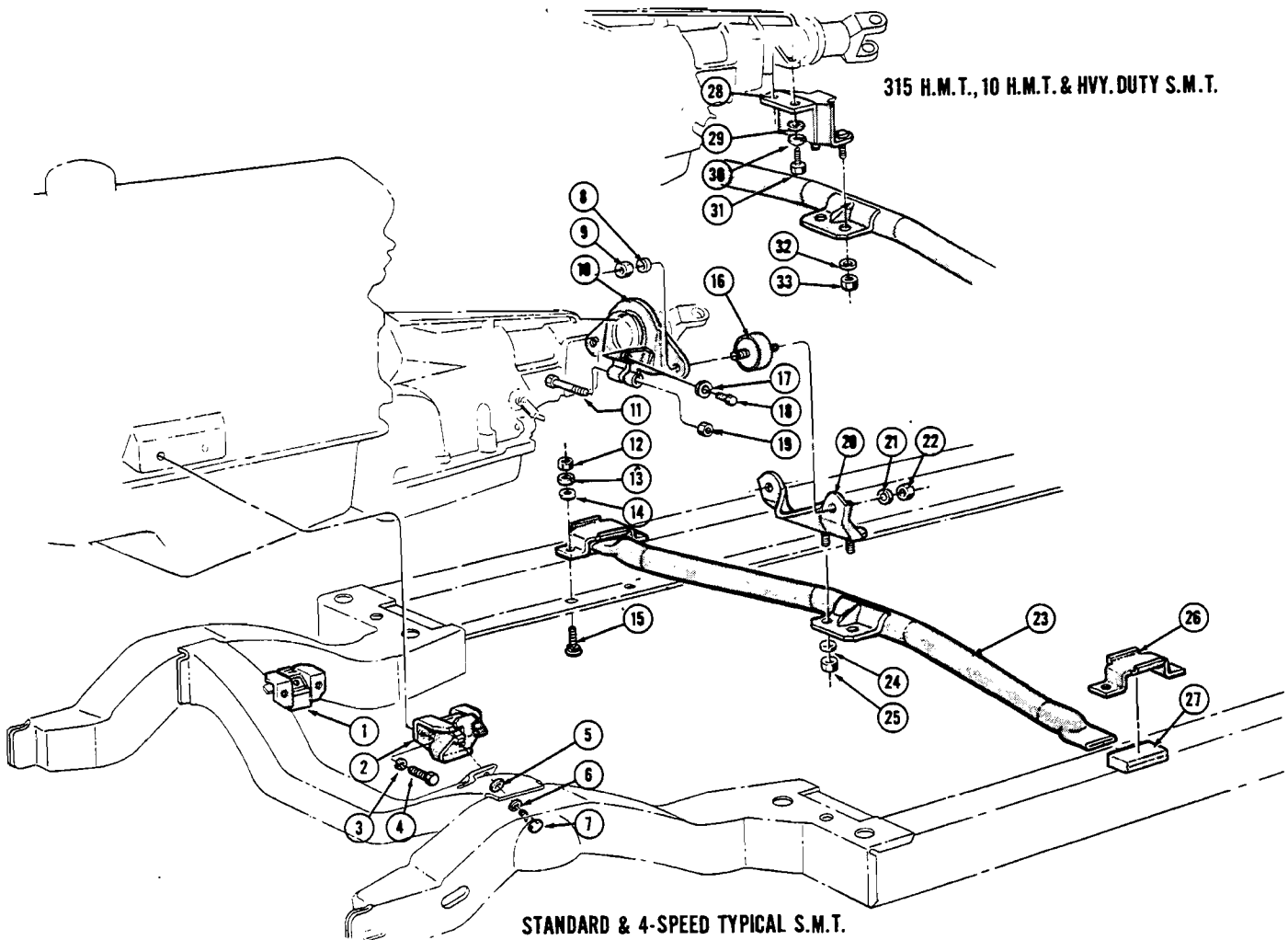
- * 3 Speed Borg-Warner S.M. Trans.
- ** 3 Speed S.M. Trans.

LETTER CODE	TYPE TRANS.	MODEL APPLICATION	10.75:1 Compression Ratio (Cyl. Hd. & Valves)	10.25:1 Compression Ratio (Pistons)	8.8:1 Compression Ratio (Pistons)	7.8:1 Compression Ratio (Pistons)	2 Bbl. Carb. (1 1/2 Throttle Bore)	2 Bbl. Carb. (1 1/4 Throttle Bore)	4 Bbl. Carburetor	Tri-Power Carburetor	425E and Model 10 H.M. Camshaft (0)	Synchro-Mesh Camshaft (1)	H.M. Camshaft (4) (S.M. Option)	425A Camshaft (6)	Single Valve Spring	Heavy Duty Valve Springs	4 Bolt Main Brg. Caps (3 Center)	Special Valve Lifters	.0022-.0027 Piston Fit	.0007-.0013 Piston Fit	Long Exhaust Manifold	Distributor (Model 1110996)	A/C 45 Spark Plug	A/C 44 Spark Plug	Heavy Duty Starting Motor	Heavy Duty Clutch	Heavy Duty Transmission	Positive Crankcase Ventilation
01A	S/M	Std. - 23		X			X				X			X					X		X							
01A*	S/M	Std. - 26		X			X				X			X					X		X					X		
02B	S/M	Std. - 28 Spl. Equip. - 26		X				X			X			X					X		X					X		
02B**	S/M	Std. - 27 Spl. Equip. - 23		X				X			X			X					X		X							
03B	S/M	Spl. Equip. - 23-26 Std. Pol. & Taxi		X			X				X			X					X		X				X	X		
04B	S/M	Std. - 2840-2890; Spl. Equip. 27-28		X				X			X			X					X		X				X	X		
05A	S/M	Export - 23			X	X							X						X		X							
05A*	S/M	Export - 26			X	X							X						X		X						X	
06B	S/M	Spl. Police-Std. - 29	X					X			X							X	X	X	X	X	X	X	X	X	X	X
08B	S/M	425A - 23-26-27-28-29	X					X					X		X	X	X	X	X	X	X	X	X	X	X	X	X	X
10B	S/M	Spl. Equip. - 23-26-27-28-29	X						X		X			X					X		X	X	X	X	X	X	X	X
11B	S/M	425A - 23-26-27-28-29	X						X				X		X	X	X	X	X	X	X	X	X	X	X	X	X	X
15H	10 H/M	Std. - 23		X		X					X											X	X	X				
16K	10 H/M	Spl. Equip. - 23		X				X					X									X	X	X				
16KJ	10 H/M	Std. - 29		X				X					X									X	X	X				
17H	10 H/M	Air Cond. - 23		X		X					X											X	X	X				
18K	10 H/M	Air Cond. - 23-29		X				X					X									X	X	X				
20L	10 H/M	425E - 23-29			X	X					X								X		X							
21L	10 H/M	425E - Air Cond. - 23-29			X	X					X								X		X							
23H	10 H/M	Export - 23-29				X	X				X								X		X							
25J	10 H/M	425A - 23-29	X					X					X		X	X	X	X	X	X	X	X	X	X	X	X	X	X
27J	10 H/M	Spl. Equip. - 23-29	X						X		X								X		X	X	X	X	X	X	X	X
28J	10 H/M	425A - 23-29	X						X				X		X	X	X	X	X	X	X	X	X	X	X	X	X	X
35M	315 H/M	Std. - 26 Taxi & Police		X		X							X									X	X	X				
36P	315 H/M	Std. - 27-28; Spl. Equip. - 26		X				X					X									X	X	X				
37M	315 H/M	Air Cond. - 26 Taxi & Police		X		X							X									X	X	X				
38P	315 H/M	Air Cond. - 26-27-28		X				X					X									X	X	X				
39N	315 H/M	Spl. Police		X				X					X					X		X	X	X	X	X				
40R	315 H/M	425E - 26-27-28 & Taxi			X	X					X								X		X							
41R	315 H/M	425E - Air Cond. 26-27-28 & Taxi			X	X					X								X		X							
44M	315 H/M	Export - 26				X	X						X						X		X							
45P	315 H/M	Export - 27-28				X		X					X						X		X							
47N	315 H/M	425A - 26-27-28	X					X					X		X	X	X	X	X	X	X	X	X	X	X	X	X	X
49N	315 H/M	Spl. Equip. - 26-27-28	X						X				X						X		X	X	X	X	X	X	X	X
50N	315 H/M	425A - 26-27-28	X						X				X		X	X	X	X	X	X	X	X	X	X	X	X	X	X

1962 TEMPEST ENGINE IDENTIFICATION CHART

This chart to be used for engine identification purposes only. Do not order engines or parts from this chart.
 (*)Identification letter code stamped immediately below production engine number on front right hand side of block.
 (**)Identification letter code stamped on same line following production engine number.

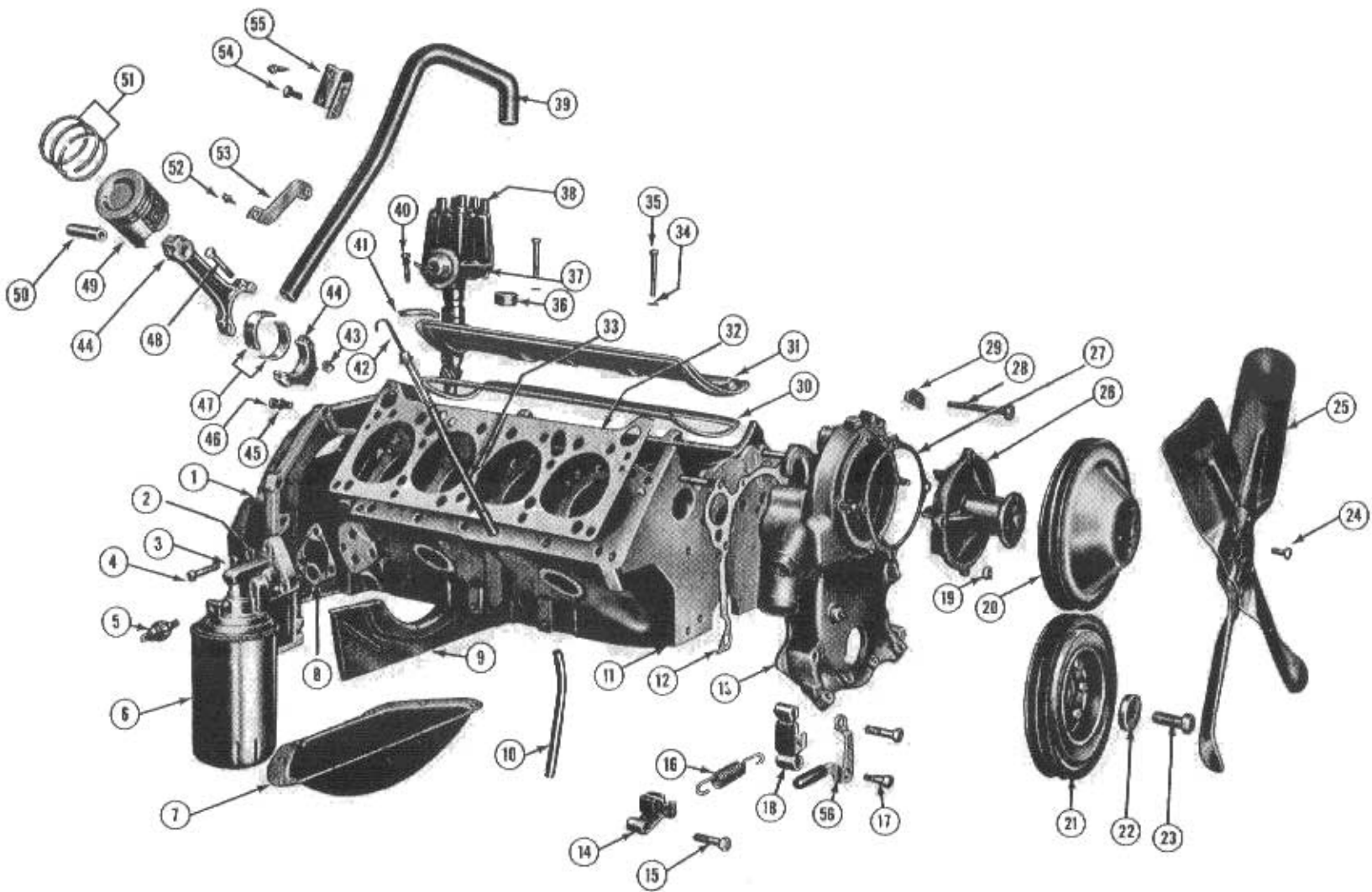
No. Code	Model	Type Trans.	Model Application	Compression Ratio				Carburetor			Valve Spring		Camshaft			Distributor	
				7.6:1	8.4:1	9.93:1	10.25:1	1 Bbl.	2 Bbl.	4 Bbl.	Single	Two	537995	539099	541155	1110282	1110283
89Z*	T/4	ST	Standard		X			X			X		X			X	
88Z*	T/4	ST	Export	X				X			X		X			X	
87Z*	T/4	ST	Spec. Order			X				X		X		X			X
86Z*	T/4	ST	Spec. Order			X		X			X		X				X
85Z*	T/4	ST	Taxi Spec. Order		X			X			X		X			X	
79Y*	T/4	AT	Standard		X			X			X				X	X	
78Y*	T/4	AT	Export	X				X			X		X			X	
77Y*	T/4	AT	Spec. Order			X				X		X		X			X
76Y*	T/4	AT	Spec. Order			X		X				X		X			X
97Y**	T/8	AT	Spec. Order				X			X							
96Y**	T/8	AT	Export		8.8:1					X							



1962 ENGINE AND TRANS. MOUNTING PARTS

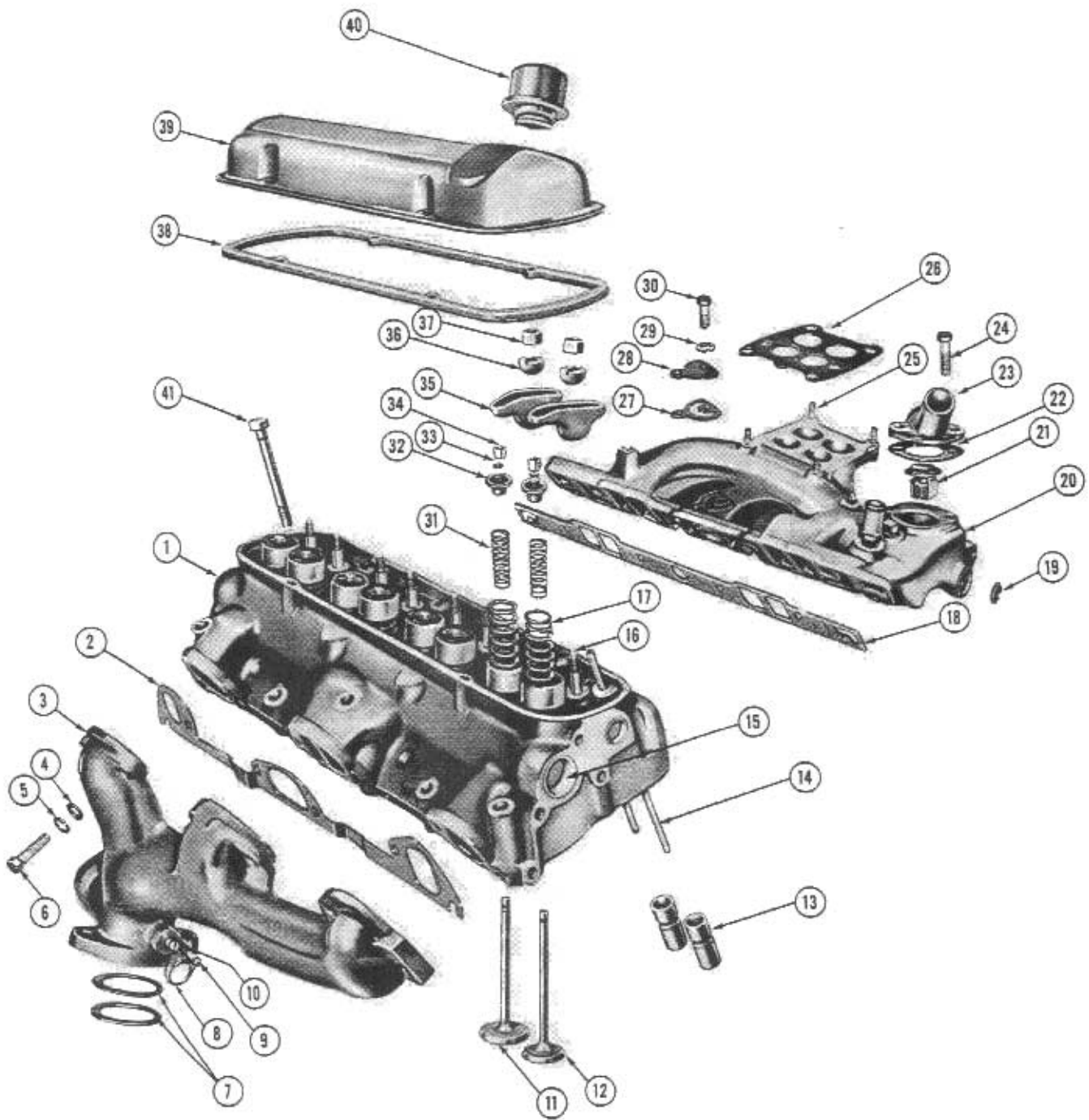
KEY	PART NAME	GROUP NO.	KEY	PART NAME	GROUP NO.
1	INSULATOR, Engine Supt.—Front L.H.	0.027	17	LOCKWASHER, to Rear Brg. Ret. ($\frac{3}{8}$ ")	8.93
2	INSULATOR, Engine Supt.—Front R.H.	0.027	18	BOLT, to Rear Brg. Ret. ($\frac{3}{8}$ "-16 x $\frac{5}{8}$ ")	8.90
3	LOCKWASHER, to Cyl. Block ($\frac{7}{16}$ ")	8.931	19	NUT, to Rear Brg. Ret. Clamping ($\frac{3}{8}$ "-24)	8.91
4	BOLT, to Cyl. Block ($\frac{7}{16}$ "-14 x $\frac{7}{8}$ ")	8.900	20	BRACKET, Eng. Rear Mtg. Supt.	0.02
5	WASHER, Frt. Mtg. Insulator to Supt.	0.027	21	LOCKWASHER, to Rear Mtg. Supt. ($\frac{3}{8}$ ")	8.93
6	LOCKWASHER, to Supt. Brkt. ($\frac{1}{2}$ ")	8.931	22	NUT, to Rear Mtg. Supt. ($\frac{3}{8}$ "-24)	8.91
7	BOLT, Frt. Insulator to Supt. Brkt.	0.002	23	CROSSMEMBER, Eng. Rear Supt.	7.01
8	LOCKWASHER, to Mount Brkt. ($\frac{3}{8}$ ")	8.931	24	WASHER, Rear Mtg. to Crossmember	0.00
9	NUT, to Mount Brkt. ($\frac{3}{8}$ "-24)	8.915	25	NUT, Rear Mtg. to Crossmember ($\frac{3}{8}$ "-24)	8.91
10	BRACKET, Engine Mtg.—Rear	0.029	26	RETAINER, Rear Crossmember Frame Insulator	0.02
11	BOLT, to Rear Brg. Ret. Mtg. Brkt. ($\frac{3}{8}$ "-24 x $2\frac{3}{4}$ ")	0.002	27	INSULATOR, Rear Crossmember Frame	0.02
12	NUT, to Frame Center Side Bar ($\frac{3}{8}$ "-16)	8.915	28	INSULATOR, Engine Supt.—Rear	0.02
13	LOCKWASHER, to Frame Center Side Bar ($\frac{3}{8}$ ")	8.931	29	WASHER, Eng. Insulator to Brg. Ret.	0.00
14	WASHER, to Frame Center Side Bar ($\frac{3}{8}$ ")	8.929	30	LOCKWASHER, to Rear Brg. Ret. ($\frac{3}{8}$ ")	8.93
15	BOLT, to Frame Center Side Bar ($\frac{3}{8}$ "-16 x 1")	8.900	31	BOLT, to Rear Brg. Ret. ($\frac{3}{8}$ "-16 x 1")	8.90
16	INSULATOR, Engine Supt.—Rear	0.027	32	WASHER, to Crossmember Brkt.	0.00
			33	NUT, to Crossmember Brkt. ($\frac{3}{8}$ "-24)	8.91

CYLINDER BLOCK AND RELATED PARTS (4 CYL.-TEMPEST SERIES)



CYLINDER BLOCK AND RELATED PARTS (4 CYL.-TEMPEST SERIES)

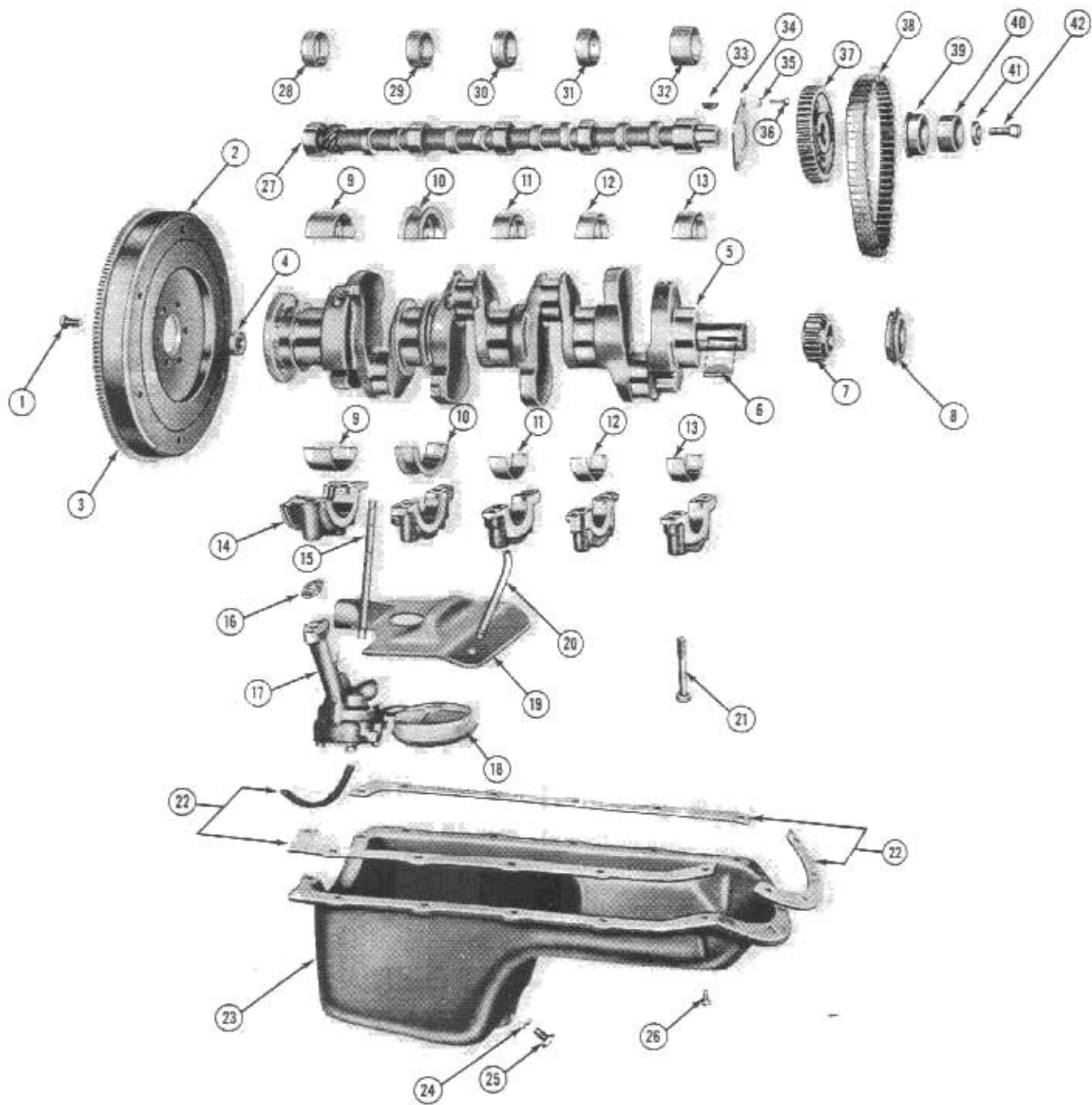
KEY	PART NAME	GROUP NO.	KEY	PART NAME	GROUP NO.
1	HOUSING, Clutch	0.683	29	CLAMP, Timing Chain Cover to Intake Manifold Seal	0.219
2	WASHER, to Block ($\frac{3}{8}$ ")	8.929	30	GASKET, Valve Push Rod Cover	0.443
3	LOCK WASHER, to Block ($\frac{3}{8}$ ")	8.931	31	COVER, Valve Push Rod	0.439
4	BOLT, to Block ($\frac{3}{8}$ "-16 x $1\frac{1}{4}$ ")	8.900	32	GASKET, Cylinder Head	0.289
5	SWITCH ASS'Y, Engine Oil Pressure	1.800	33	TUBE, Oil Level Indicator	1.516
6	OIL FILTER	1.836	34	WASHER, to Cyl. Block ($\frac{5}{16}$ ")	8.929
7	COVER, Clutch Housing Bottom	0.679	35	BOLT, to Cyl. Block ($\frac{5}{16}$ "-18 x $2\frac{1}{2}$ ")	8.900
8	GASKET, Oil Filter	1.836	36	SEAL, Crankcase Ventilator Outlet Pipe	1.773
9	SHIELD, Clutch Housing Cover	0.679	37	DISTRIBUTOR, Ignition	2.361
10	TUBE, Oil Level Indicator—Cylinder Block to Oil Baffle	1.516	38	CAP, Distributor	2.367
11	BLOCK ASS'Y, Cylinder	0.033	39	PIPE, Crankcase Ventilator Outlet	1.762
12	GASKET, Timing Chain Cover	0.207	40	BOLT, Distributor Clamp ($\frac{3}{8}$ "-16 x $1\frac{3}{8}$ ")	8.900
13	COVER, Timing Chain	0.206	41	CLAMP, Distributor Hold Down	2.363
14	BUMPER ASS'Y, Timing Chain—R.H.	0.725	42	INDICATOR ROD, Oil Level	1.516
15	BOLT, to Cylinder Block ($\frac{3}{8}$ "-16 x $1\frac{1}{2}$ " Hex.)	8.900	43	NUT, Connecting Rod Bolt	0.626
16	SPRING, Timing Chain Bumper (Coil)	0.725	44	ROD ASS'Y, Connecting	0.603
17	BOLT, Timing Chain Bumper	0.725	45	L/WASHER, Clutch Housing to Block ($\frac{7}{16}$ ")	8.931
18	BUMPER ASS'Y, Timing Chain—L.H.	0.725	46	BOLT, Clutch Housing to Block ($\frac{7}{16}$ "-14 x $1\frac{1}{2}$ ")	8.900
19	NUT, Water Pump to Cover ($\frac{5}{16}$ "-24)	8.915	47	BEARING PKG., Connecting Rod	0.616
20	PULLEY, Water Pump & Fan	1.062	48	BOLT, Connecting Rod	0.623
21	BALANCER ASS'Y, Harmonic	0.659	49	PISTON ASS'Y	0.629
22	WASHER, Balancer to Crankshaft ($2\frac{1}{32}$ " I.D. x $\frac{9}{16}$ " O.D. x $\frac{1}{64}$ " Thick)	0.662	50	PIN, Piston	0.636
23	BOLT, Balancer to Crankshaft ($\frac{5}{8}$ "-18 x $1\frac{1}{2}$ " Hex.)	0.662	51	RING PKG., Piston Oil	0.643
24	BOLT, Engine Fan Attaching ($\frac{5}{16}$ "-24 x $3\frac{1}{4}$ ")	1.064	52	SCREW, to Pipe ($\frac{1}{4}$ "-14 x $\frac{5}{8}$ " Hex. W.F. Tap.)	8.977
25	FAN, Engine	1.064	53	BRACKET, Crankcase Vent Outlet Pipe—Lower	1.763
26	PUMP ASS'Y, Water	1.069	54	BOLT, to Cyl. Head ($\frac{3}{8}$ "-16 x $\frac{5}{8}$ " Hex.)	8.900
27	GASKET, Water Pump to Timing Chain Cover	1.079	55	BRACKET, Crankcase Ventilator Outlet Pipe	1.763
28	BOLT, to Cover ($\frac{5}{16}$ "-18 x 4")	8.900	56	DAMPER, Timing Chain Bumper Spring	0.725



CYLINDER HEAD, MANIFOLD AND RELATED PARTS (4 CYL.—TEMPEST SERIES)

KEY	PART NAME	GROUP NO.
1	HEAD, Cylinder	0.269
2	GASKET, Exhaust Manifold	3.270
3	MANIFOLD, Exhaust	3.601
4	WASHER, to Manifold ($1\frac{3}{32}$ " I.D.)	3.275
5	L/WASHER, Manifold to Cyl. Head ($\frac{3}{8}$ ")	8.932
6	BOLT, Manifold to Cyl. Head ($\frac{3}{8}$ "-16 x $1\frac{1}{8}$ ")	8.900
7	GASKET, Exhaust Pipe Flange	3.611
8	SPRING, Manifold Heat Control Valve	3.641
9	PIN, Heat Control Valve Anchor	3.647
10	THERMOSTAT, Manifold Heat Control	3.640
11	VALVE, Intake	0.296
12	VALVE, Exhaust	0.297
13	LIFTER ASS'Y, Valve	0.459
14	ROD, Push, Valve Rocker	0.333
15	PLUG, Engine	0.034
16	STUD, Valve Rocker Arm Ball	0.349
17	SPRING, Valve—Outer	0.303
18	GASKET, Intake Manifold	3.270
19	SEAL, Intake Manifold	0.213
20	MANIFOLD, Intake	3.265
21	THERMOSTAT, Cyl. Head Water Outlet	1.246
22	GASKET, Water Inlet and Outlet Elbow	1.154
23	ELBOW, Water Inlet and Outlet	1.153
24	BOLT, Elbow to Intake Manifold ($\frac{3}{8}$ "-16 x 1")	8.900
25	STUD, Manifold Intake to Carburetor	3.275
26	GASKET, Carburetor to Manifold	3.726
27	GASKET, Intake Manifold Choke Heat Tube Plate	3.602
28	COVER, Intake Manifold Choke Heat Stove	3.602
29	L/WASHER, Heat Stove ($\frac{5}{16}$ ")	8.932
30	BOLT, Heat Stove Cover to Intake Manifold ($\frac{5}{16}$ "-18 x $\frac{3}{4}$ ")	8.900
31	SPRING, Valve—Inner	0.303
32	CUP, Valve Spring	0.309
33	SEAL, Valve	0.308
34	LOCK, Valve Spring Cup	0.310
35	ARM, Valve Rocker	0.333
36	BALL, Valve Rocker	0.333
37	NUT, Valve Rocker Arm Ball Retainer	0.333
38	GASKET, Valve Rocker Arm Cover	0.423
39	COVER, Valve Rocker Arm	0.386
40	CAP, Oil Filter	1.758
41	BOLT, Cylinder Head	0.293

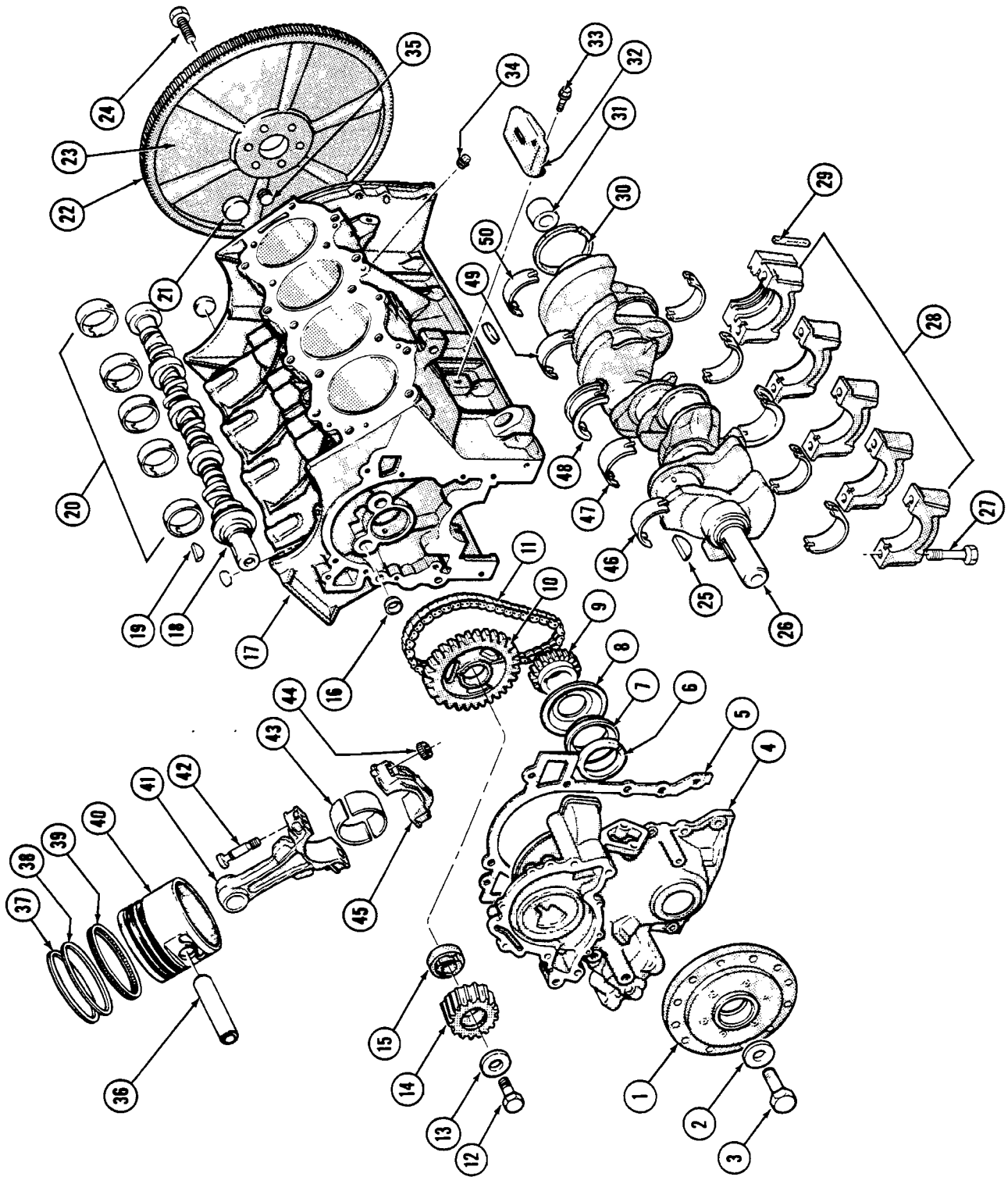
CYLINDER HEAD, MANIFOLD AND RELATED PARTS (4 CYL.—TEMPEST SERIES)



CAMSHAFT, CRANKSHAFT AND RELATED PARTS (4 CYL.—TEMPEST SERIES)

KEY	PART NAME	GROUP NO.
1	BOLT, Flywheel to Crankshaft	0.669
2	FLYWHEEL, Engine	0.666
3	GEAR, Flywheel Ring	0.673
4	BEARING, Crankshaft Clutch Pilot	0.649
5	CRANKSHAFT ASS'Y	0.646
6	KEY, Crankshaft Sprocket	0.729
7	SPROCKET, Crankshaft	0.728
8	SEAL, Timing Sprocket Cover Oil	0.213
9	BEARING PKG., Crankshaft Rear	0.106
10	BEARING PKG., Crankshaft Rear Center	0.103
11	BEARING PKG., Crankshaft Center	0.101
12	BEARING PKG., Crankshaft Front Center	0.099
13	BEARING PKG., Crankshaft Front	0.096
14	CAP, Crankshaft Bearing	N.S.
15	SHAFT, Oil Pump Drive	1.639
16	GASKET, Oil Pump to Cylinder Block	1.655
17	PUMP ASS'Y, Oil	1.652
18	SCREEN, Oil Pump	1.656
19	BAFFLE, Engine Oil	1.430
20	TUBE, Oil Level Indicator	1.516
21	BOLT, Crankshaft Bearing Cap	0.056
22	GASKET SET, Oil Pan	1.429
23	PAN, Oil	1.426
24	GASKET, Oil Pan Drain Screw	1.456
25	SCREW, Oil Pan Drain	1.453
26	BOLT, Oil Pan (5/16"-18 x 1/2")	1.426
27	CAMSHAFT, Engine	0.519
28	BEARING, Camshaft Rear	0.549
29	BEARING, Camshaft Rear Center	0.546
30	BEARING, Camshaft Center	0.543
31	BEARING, Camshaft Front Center	0.543
32	BEARING, Camshaft Front	0.539
33	KEY, Camshaft Sprocket (3/16" x 3/4")	0.738
34	PLATE, Camshaft Thrust	0.533
35	L/WASHER, Camshaft Thrust Plate Bolt (5/16")	8.931
36	BOLT, Camshaft Thrust Plate (5/16"-18 x 3/4")	8.900
37	SPROCKET, Camshaft	0.736
38	CHAIN, Timing	0.724
39	ECCENTRIC, Fuel Pump	0.737
40	BUSHING, Fuel Pump Eccentric	0.737
41	WASHER, Camshaft Sprocket	0.738
42	BOLT, Camshaft Sprocket to Camshaft (1/2"-20 x 1")	8.900

CAMSHAFT, CRANKSHAFT AND RELATED PARTS (4-CYL.-TEMPEST SERIES)

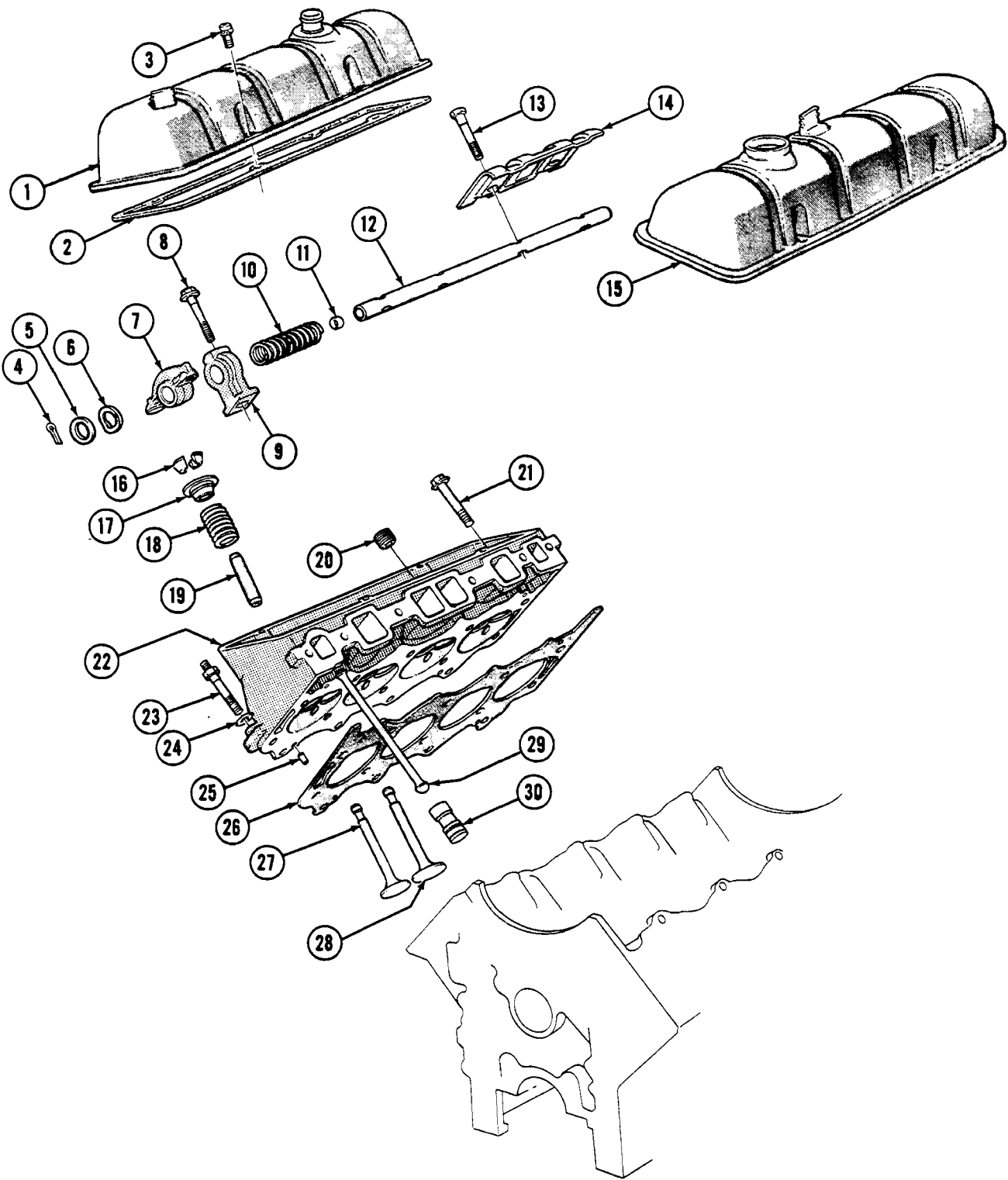


CYLINDER BLOCK AND RELATED PARTS (8 CYL.—TEMPEST SERIES)

CYLINDER BLOCK AND RELATED PARTS (8 CYL.—TEMPEST SERIES)

KEY	PART NAME	GROUP NO
1	BALANCER ASS'Y, Harmonic	0.659
2	WASHER, Harmonic Balancer	0.662
3	BOLT, Harmonic Balancer to Crankcase (5/8"-18 x 1 3/8")	8.900
4	COVER ASS'Y, Timing Chain	0.206
5	GASKET, Timing Chain	0.207
6	PACKING, Front Crankshaft (N.S.S.—Part of Cover Assy.)	N.S.
7	SHEDDER, Crankshaft Oil (N.S.S.—Part of Cover Assy.)	N.S.
8	SLINGER, Crankshaft Oil	0.648
9	SPROCKET, Crankshaft	0.728
10	SPROCKET, Camshaft	0.728
11	CHAIN ASS'Y, Timing	0.724
12	BOLT, Camshaft Sprocket to Camshaft (5/8"x1 1/8")	0.738
13	WASHER, Camshaft (1 5/32" x 1 3 1/64" x 5/32") Plain	0.738
14	GEAR, Distributor Drive	2.374
15	ECCENTRIC, Fuel Pump Operating	0.737
16	PLUG, Cyl. Block Oil Gallery	0.034
17	BLOCK ASS'Y, Cylinder	0.033
18	CAMSHAFT, Cylinder Block	0.519
19	KEY, Camshaft Woodruff (3/16" x 2 1/8")	8.960
20	BEARINGS, Camshaft	0.539 thru 0.549
21	PLUG, Crankshaft	0.034
22	GEAR, Flywheel	N.S.
23	FLYWHEEL ASS'Y	0.666
24	BOLT, Flywheel Ass'y to Crankshaft	0.669
25	KEY, Harmonic Balancer Ass'y & Crankshaft (3/16" x 2 1/8") Woodruff	8.960

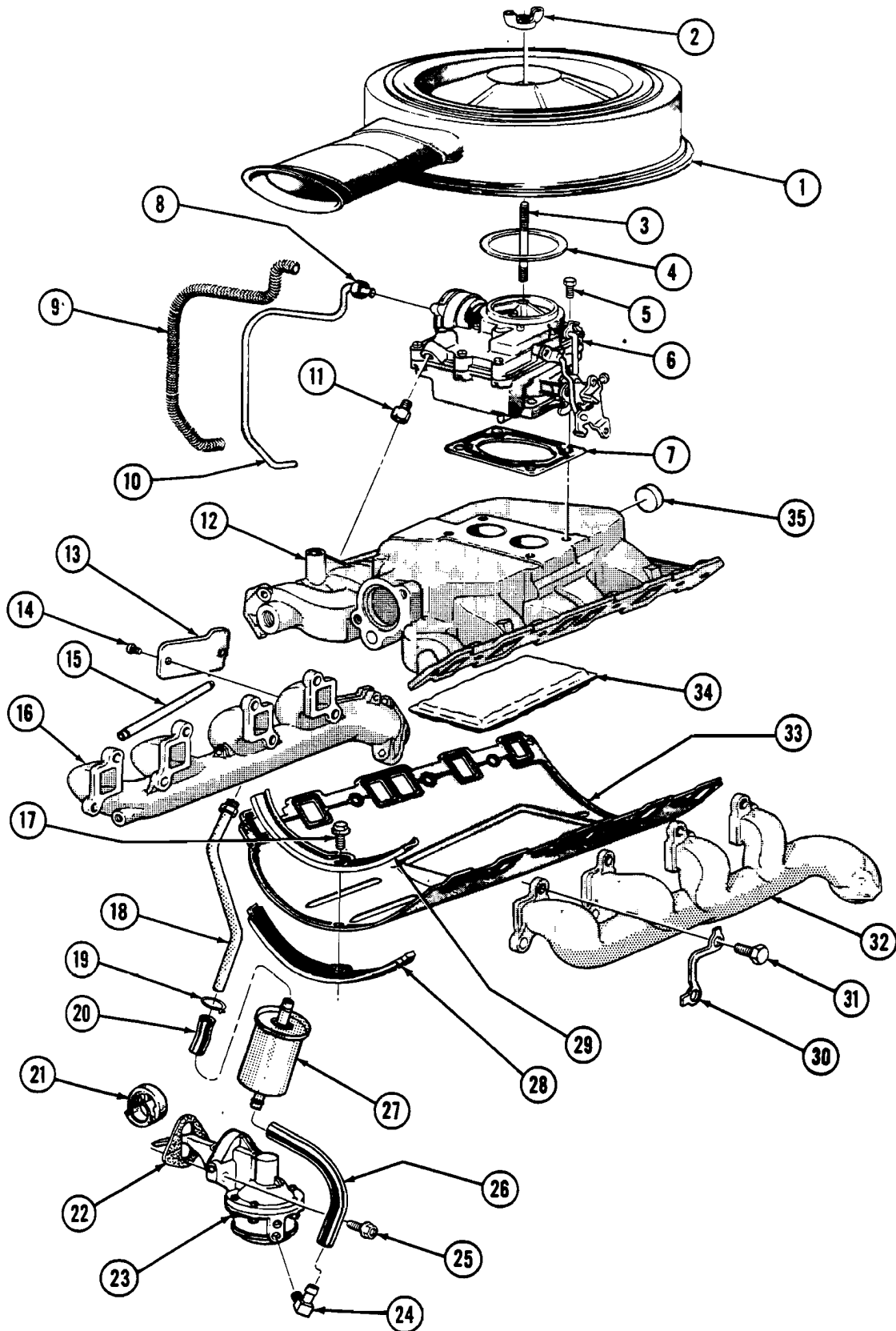
KEY	PART NAME	GROUP NO.
26	CRANKSHAFT, Cylinder Block	0.646
27	BOLT, Main Bearing Caps to Cylinder Block	0.056
28	CAP, Crankshaft Bearing—Front—Frnt. Ctr.—Ctr.—Rr. Ctr.—Rr.	N.S.
29	SEAL, Crankshaft Rear Main Bearing Oil	0.137
30	PACKING, Rear Main Bearing Oil Seal	0.137
31	BEARING, Crankshaft Clutch Pilot	0.649
32	BRACKET, Engine Front Mounting	0.004
33	BOLT & LOCK WASHER ASS'Y, Engine Front Mounting Bracket	0.002
34	PLUG, Pipe Hex. Hd. (Cylinder Block Drain)	0.034
35	PLUG, Cyl. Block Oil Galley	0.034
36	PIN, Piston	0.636
37	RING, Piston Compression—Upper	0.643
38	RING, Piston Compression—Lower	0.643
39	RING, Piston Oil	0.643
40	PISTON AND PIN	0.629
41	ROD, Connecting	0.603
42	BOLT, Connecting Rod	0.623
43	BEARING, Connecting Rod (1 Upper—1 Lower)	0.616
44	NUT, Connecting Rod Bolt	0.626
45	CAP, Connecting Rod	0.603
46	BEARING, Crankshaft Main—Front (Upper & Lower)	0.096
47	BEARING, Crankshaft Main—Front Center (Upper & Lower)	0.099
48	BEARING, Crankshaft Thrust—Center (Upper & Lower)	0.101
49	BEARING, Crankshaft Main—Rear Center (Upper & Lower)	0.103
50	BEARING, Crankshaft Main—Rear (Upper & Lower)	0.106



ENGINE ROCKER ARM, VALVES AND COVERS (8 CYL.—TEMPEST SERIES)

KEY	PART NAME	GROUP NO
1	COVER ASS'Y, Valve Rocker Arm R.H.	0.386
2	GASKET, Valve Rocker Arm Cover.	0.423
3	SCREW & LOCK WASHER, Rocker Arm Cover.	0.413
4	PIN, Rocker Arm Shaft ($\frac{3}{32} \times 1\frac{1}{8}$)	8.938
5	WASHER, Rocker Arm Shaft End Spring to Shaft	0.373
6	SPRING, Rocker Arm Shaft End.	0.376
7	BRACKET, Valve Rocker Arm Shaft.	0.349
8	SCREW, Valve Rocker Arm Shaft Bracket.	0.366
9	ARM ASS'Y, Valve Rocker.	0.333
10	SPRING, Rocker Arm Shaft.	0.376
11	PLUG, Rocker Arm Shaft.	0.356
12	SHAFT, Valve Rocker Arm.	0.353
13	BOLT, Valve Rocker Arm Shaft Brkts. & Baffle.	0.366
14	BAFFLE, Valve Rocker Arm Oil.	0.333
15	COVER ASS'Y, Valve Rocker Arm L.H.	0.386
16	KEY, Valve Spring Cap.	0.310
17	CUP, Valve Spring.	0.309
18	SPRING, Valve.	0.303
19	GUIDE, Valve Stem.	0.283
20	PLUG, Engine.	0.034
21	BOLT, Cyl. Head to Cyl. Block ($\frac{7}{16}$ "-14 x $3\frac{3}{16}$ ")	0.293
22	HEAD ASS'Y, Cylinder.	0.269
23	BOLT, Cyl. Head to Cyl. Block—Double End.	0.293
24	WASHER, Cyl. Head Bolt ($1\frac{5}{32}$ " I.D. x $\frac{7}{8}$ " O.D.)	8.929
25	PIN, Cyl. Head to Block Locating ($\frac{1}{4}$ " x $\frac{9}{16}$ " Dowel)	N. S.
26	GASKET, Cyl. Head.	0.289
27	VALVE, Exhaust.	0.297
28	VALVE, Intake.	0.296
29	ROD, Valve Push.	0.333
30	LIFTER ASS'Y, Hydraulic Valve.	0.459

ENGINE ROCKER ARM, VALVES AND COVERS (8 CYL.—TEMPEST SERIES)

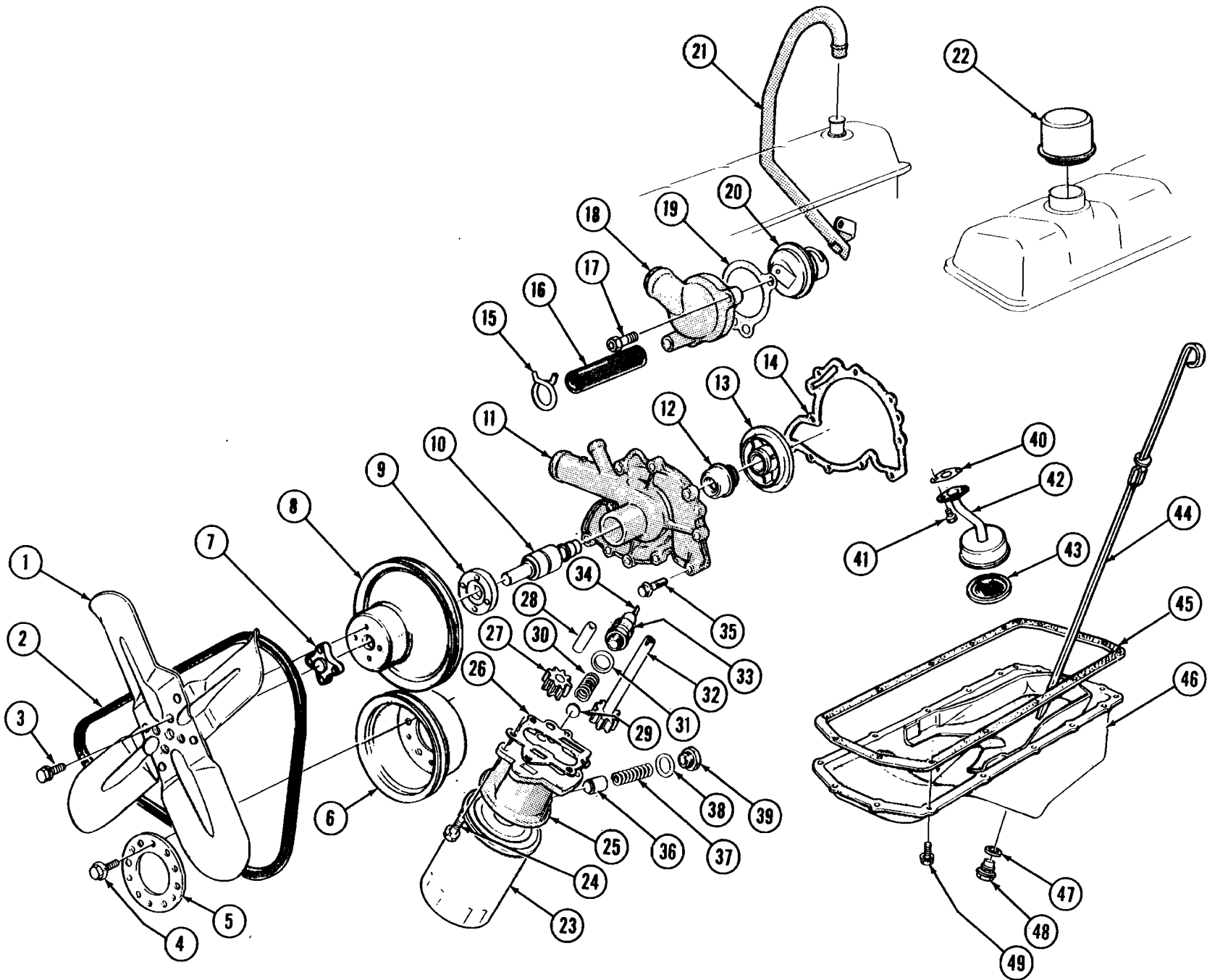


ENGINE MANIFOLD AND FUEL SYSTEM (8 CYL.—TEMPEST SERIES)

KEY	PART NAME	GROUP NO.
1	AIR CLEANER & SILENCER ASS'Y, Carburetor	3.402
2	NUT, Air Cleaner & Silencer to Carburetor	3.403
3	STUD, Air Cleaner & Silencer to Carburetor	3.403
4	GASKET, Air Cleaner to Carburetor	3.403
5	BOLT, Intake Manifold (5/16"-18 x 1")	8.900
6	CARBURETOR ASS'Y	3.725
7	GASKET, Carburetor to Manifold	3.726
8	NUT, Auto. Choke Heat Pipe to Carb. (1/4")	8.963
9	INSULATOR, Auto. Choke Heat Pipe—Upper	3.603
10	PIPE ASS'Y, Auto. Choke Heat—Upper	3.603
11	CONNECTOR, Filter Pipe to Carb. (5/16" Inverted Flared Tube)	8.963
12	MANIFOLD, Intake	3.265
13	COVER, Choke Stove	3.602
14	SCREW, R. H. Exhaust Manifold (#4 x 5/16")	8.977
15	PIPE, Auto. Choke Heat Lower	3.603
16	MANIFOLD, Exhaust R. H.	3.601
17	SCREW, Gasket Clamp to Cylinder Block	3.270
18	PIPE ASS'Y, Fuel Filter to Carburetor (1/4" I.D.)	8.964
19	CLAMP, Fuel Pump Fuel Pipe Hose to Filter	3.163
20	HOSE, Fuel Pipe to Fuel Filter	N.S.
21	ECCENTRIC, Fuel Pump Operating	0.737
22	GASKET, Fuel Pump to Cover	3.932
23	PUMP ASS'Y, Fuel	3.900
24	ELBOW, Fuel Pump to Hose	3.901
25	BOLT, Washer Face Fuel Pump (5/16"-18 x 1 1/8")	N.S.
26	HOSE, Fuel Pump to Fuel Filter	N.S.
27	FILTER ASS'Y, Fuel	3.890
28	SEAL, Manifold Gasket	3.270
29	CLAMP, Manifold Gasket	3.270
30	PLATE, Exhaust Manifold Bolt Locking	3.276
31	BOLT, Exhaust Manifold to Cylinder Hd. (3/8"-16 x 1 1/4")	8.900
32	MANIFOLD, Exhaust L.H.	3.601
33	GASKET, Intake Manifold	3.270
34	ABSORBER, Intake Manifold	3.270
35	PLUG, Intake Manifold	3.278

ENGINE MANIFOLD AND FUEL SYSTEM (8 CYL.—TEMPEST SERIES)

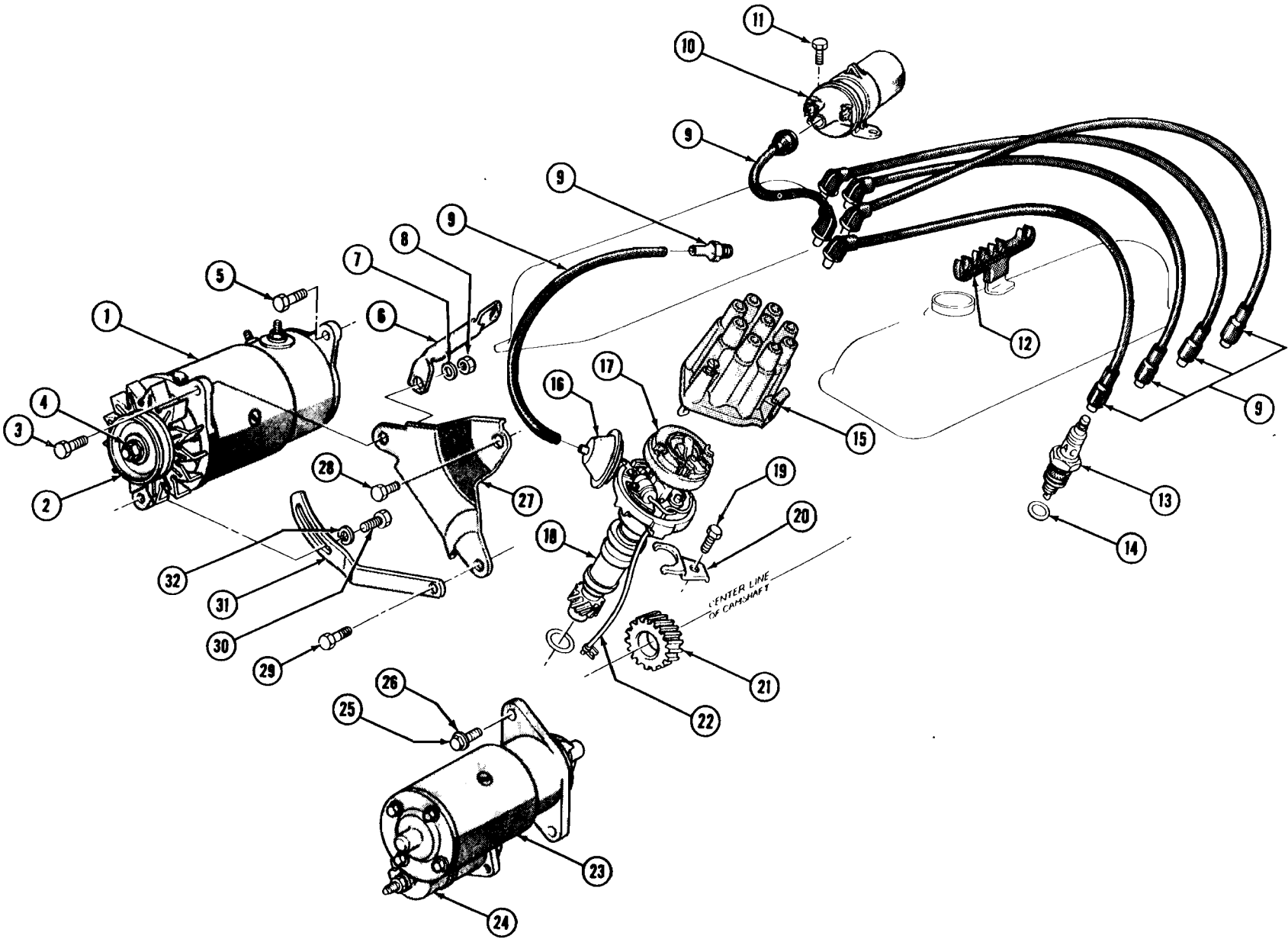
ENGINE COOLING AND OILING PARTS (8 CYL.-TEMPEST SERIES)



ENGINE COOLING AND OILING PARTS (8 CYL.-TEMPEST SERIES)

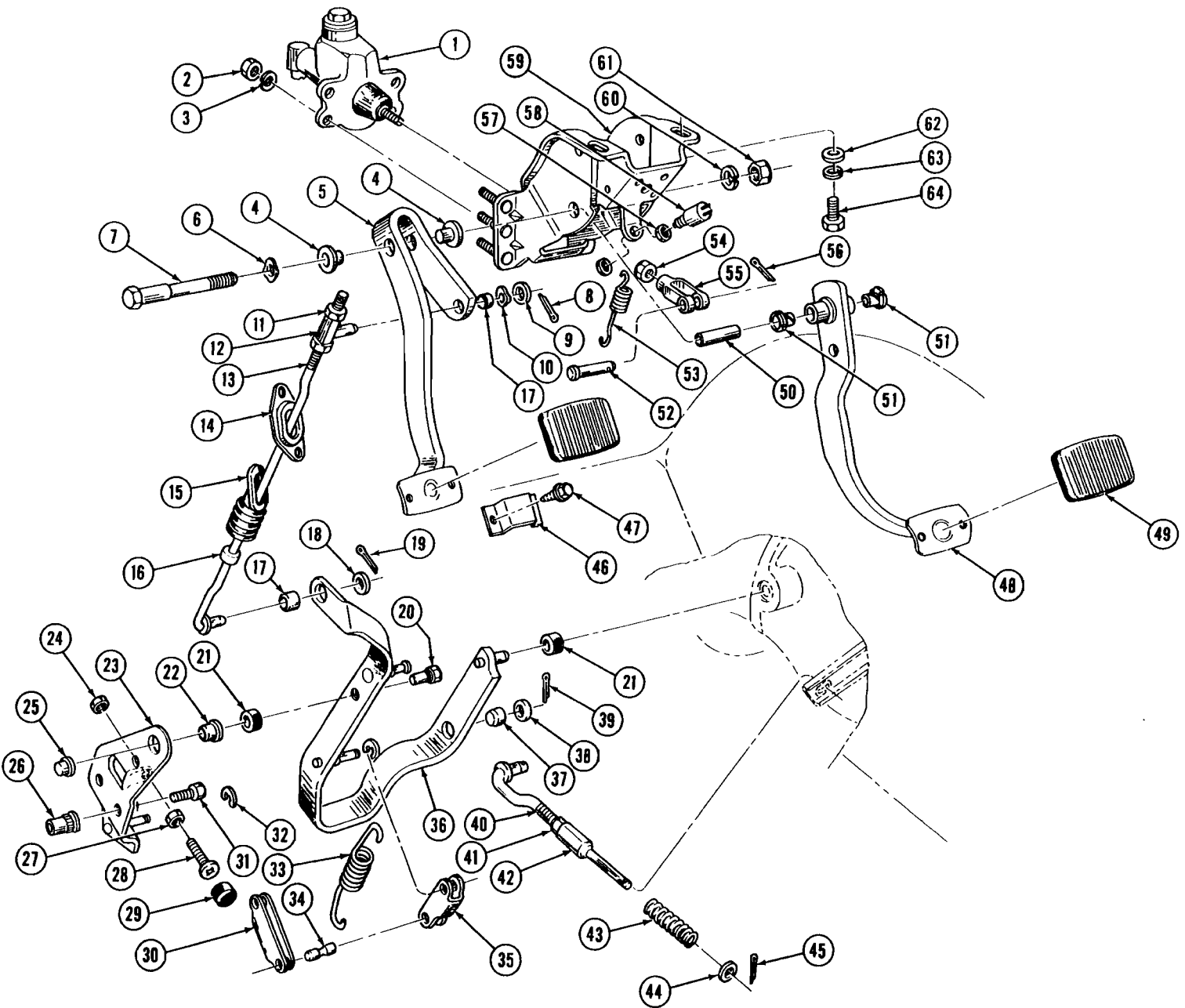
KEY	PART NAME	GROUP NO.	KEY	PART NAME	GROUP NO.
1	FAN ASS'Y, Engine	1.064	26	GASKET, Oil Pump Cover	1.724
2	BELT, Engine (Fan & Generator)	1.066	27	GEAR, Oil Pump (Drive Gear)	1.639
3	BOLT, Fan to Fan Hub ($\frac{5}{16}$ "-24 x $1\frac{3}{8}$ ")	1.064	28	PIN, Oil Pump Idler Gear	1.639
4	BOLT, Harmonic Balancer to Crankshaft ($\frac{5}{8}$ "-18 x $1\frac{3}{8}$ ")	0.662	29	VALVE, Oil Filter By-Pass	1.837
5	REINFORCEMENT, Fan Driving Pulley (Crankshaft)	0.660	30	SPRING, Oil Filter By-Pass	1.837
6	PULLEY, Crankshaft Fan Pulley	0.659	31	GASKET, Filter By-Pass Valve	1.837
7	SPACER, Engine Fan	1.064	32	SHAFT & GEAR ASS'Y, Oil Pump	1.639
8	PULLEY, Crankshaft (Fan Driving)	1.062	33	CAP, Oil Filter By-Pass Valve	1.837
9	HUB, Engine Fan	1.062	34	SWITCH, Oil Light Indicator	1.800
10	BEARING, Shaft & Slinger Ass'y, Water Pump	N.L.	35	BOLT, W/P Cover to T/C Cover	1.069
11	COVER ASS'Y, Water Pump	1.069	36	VALVE, Oil Pressure	1.609
12	SEAL ASS'Y, Water Pump	N.L.	37	SPRING, Oil Pressure Valve	1.609
13	IMPELLER & INSERT ASS'Y, Water Pump	N.L.	38	GASKET, Oil Pressure Relief Valve	1.609
14	GASKET, Water Pump Cover	1.079	39	CAP, Oil Pressure Regulating Valve	1.609
15	CLAMP, Thermostat By-Pass Hose $1\frac{5}{16}$ " (Type E)	8.948	40	GASKET, Oil Pump Suction Pipe Flange	1.531
16	HOSE, Thermostat By-Pass	1.159	41	BOLT, to Cylinder Block ($\frac{1}{4}$ "-20 x $\frac{3}{4}$ ")	8.900
17	BOLT, Water Outlet Fitting to Intake Manifold ($\frac{5}{16}$ "-18 x $1\frac{1}{8}$ ")	8.900	42	HOUSING, Pipe & Flange Ass'y, Oil Screen	1.656
18	FITTING, Intake Manifold Water Outlet	1.153	43	SCREEN ASS'Y, Oil Pump	1.656
19	GASKET, Intake Manifold Water Outlet Fitting	1.154	44	ROD, Oil Gage	1.516
20	THERMOSTAT, (170 degrees Mean Opening)	1.246	45	GASKET, Oil Pan	1.429
21	PIPE, Ventilator Outlet	1.762	46	PAN ASS'Y, Oil	1.426
22	CAP, Oil Filler	1.758	47	GASKET, Oil Pan Drain Screw	1.456
23	SHELL, Oil Filter	1.837	48	SCREW, Oil Pan Drain (Plug)	1.453
24	SCREW & WASHER ASS'Y, Cover Ass'y—to T/C Cover	1.723	49	SCREW ASS'Y, Engine Oil Pan to Crankcase ($\frac{5}{16}$ "-18 x $1\frac{1}{16}$ ")	1.426
25	COVER & NIPPLE ASS'Y, Oil Pump	N.S.			

ENGINE ELECTRICAL PARTS (8 CYL.-TEMPEST SERIES)



ENGINE ELECTRICAL PARTS (8 CYL.-TEMPEST SERIES)

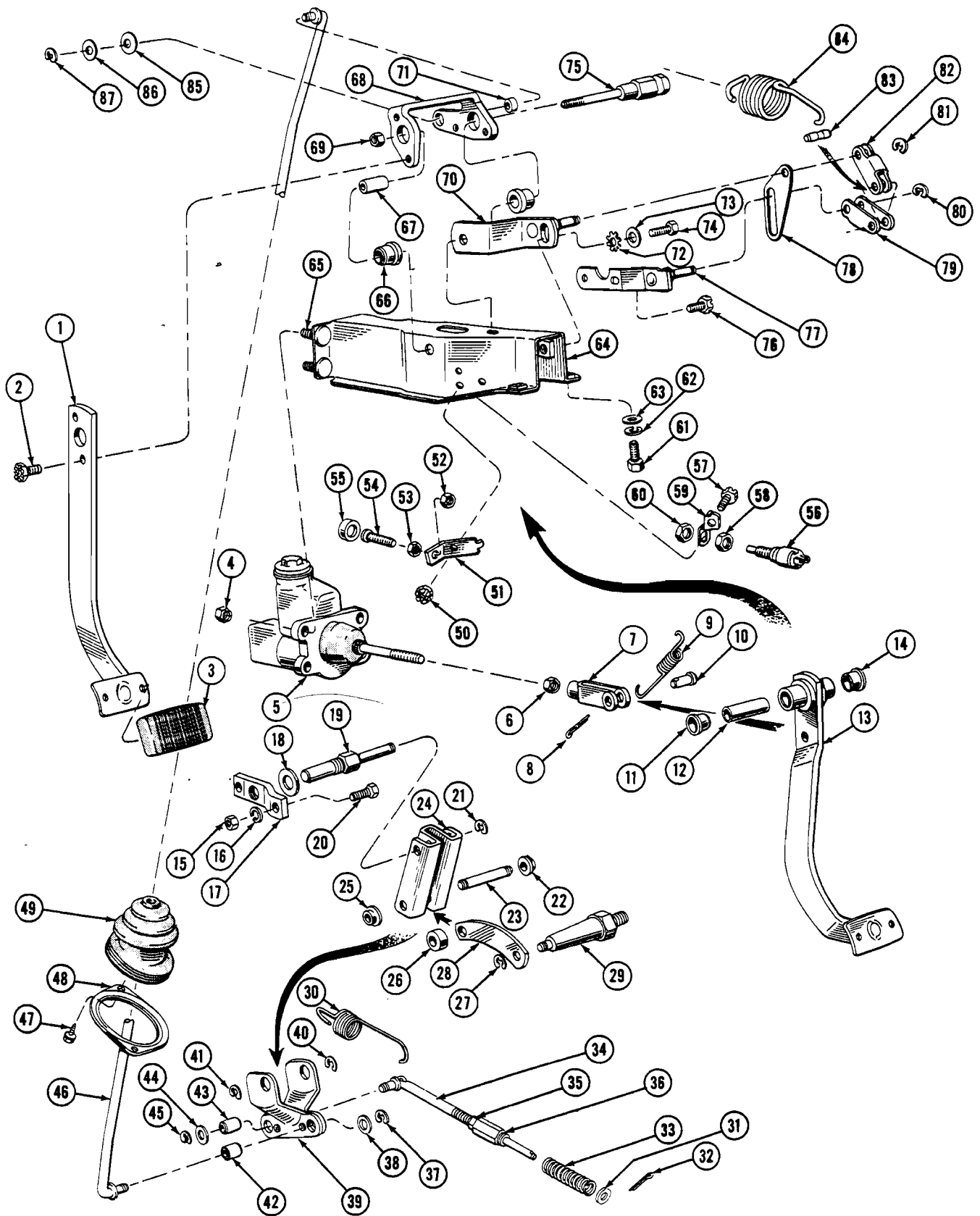
KEY	PART NAME	GROUP No.
1	GENERATOR.....	2.275
2	PULLEY & FAN, Generator.....	2.274
3	BOLT, to Mtg. Bracket & Gen. Bracket Brace (5/16"-24 x 1 1/8").....	2.275
4	NUT, Generator Armature Shaft.....	2.280
5	BOLT, Gen. Rear End to Exh. Manifold (5/16"-18 x 1").....	2.275
6	BRACE, Generator Mounting Front.....	2.277
7	WASHER, Mtg. Bracket & Gen. Bracket Brace (5/16" x 3/4").....	8.929
8	NUT, Mtg. Bracket & Gen. Bracket Brace (5/16"-24).....	8.915
9	SPARK PLUG & COIL WIRE PACKAGE.....	2.239
10	COIL, Ignition.....	2.170
11	BOLT, Coil Hold Down (5/16"-18 x 1/2" Hex.).....	8.900
12	SUPPORT, Spark Plug Wires.....	2.251
13	SPARK PLUG.....	2.270
14	GASKET, Spark Plug.....	2.271
15	CAP, Distributor.....	2.367
16	VACUUM CONTROL DISTRIBUTOR.....	2.410
17	ROTOR, Distributor.....	2.382
18	DISTRIBUTOR, Ignition.....	2.361
19	BOLT, Distributor Clamp (3/8"-16 x 1 3/8").....	8.900
20	CLAMP, Distributor Hold Down.....	2.363
21	GEAR, Distributor Drive.....	2.374
22	LEAD, Primary Distributor.....	2.400
23	MOTOR ASS'Y, Starter.....	2.041
24	SWITCH ASS'Y, Starter Motor.....	2.100
25	BOLT, Starter Motor Hold Down (7/16"-14 x 1").....	8.900
26	L/WASHER, Starter Motor Bolt (7/16").....	8.931
27	BRACKET, Generator Mounting.....	2.277
28	BOLT, Gen. Mtg. Bracket (3/8"-16 x 1").....	8.900
29	BOLT, Strap to Gen. Mounting Bracket (3/8"-16 x 1 1/8").....	8.900
30	BOLT, Strap to Generator (5/16"-18 x 3/4").....	8.900
31	STRAP, Generator Adjusting.....	2.317
32	L/WASHER, Strap Bolt Lock to Generator (5/16").....	8.931



CLUTCH AND BRAKE CONTROLS (EXC. TEMPEST SERIES)

CLUTCH AND BRAKE CONTROLS (EXC. TEMPEST SERIES)

KEY	PART NAME	GROUP NO.	KEY	PART NAME	GROUP NO.
1	CYLINDER ASS'Y, Master	4.650	33	SPRING, Clutch Control Overcenter	0.846
2	NUT, Cylinder Ass'y to Brkt. Ass'y ($\frac{3}{8}$ "-24)	8.915	34	PIN, Overcenter Spring Link Pivot	0.846
3	WASHER, Cylinder Ass'y to Brkt. Ass'y ($\frac{3}{8}$ " Med. Lock)	8.931	35	LINK, Overcenter Spring to Countershaft	0.846
4	BUSHING, Clutch Pedal Ass'y	0.831	36	SHAFT ASS'Y, Clutch Control Counter	0.852
5	CLUTCH PEDAL ASS'Y	0.830	37	SLEEVE, Clutch Control Countershaft	4.017
6	WASHER, Clutch Pedal Ass'y	0.837	38	WASHER, Clutch Control Countershaft Plain	0.854
7	BOLT, Brake & Clutch Pedal	0.833	39	PIN, Clutch Control C/Shaft Cotter ($\frac{1}{8}$ " x $\frac{7}{8}$ ")	8.938
8	PIN, Rod Ass'y Cotter—Upper ($\frac{1}{8}$ " x $\frac{7}{8}$ ")	8.938	40	ROD, Clutch Fork to Countershaft	0.787
9	WASHER, Rod Ass'y to Clutch Pedal Ass'y	0.854	41	NUT, Clutch Fork Countershaft Rod Jam ($\frac{3}{8}$ "-24)	8.916
10	WASHER, Rod Ass'y to Clutch Pedal Ass'y Anti-Rattle	4.019	42	NUT, Clutch Fork Countershaft Rod Adj.	0.793
11	NUT, Rod Ass'y Trunnion Jam	8.916	43	SPRING, Clutch Fork Rod to Fork	0.793
12	TRUNNION, Clutch Pedal to Countershaft Rod	4.019	44	WASHER, Clutch Fork Rod Spring to Fork ($\frac{7}{32}$ " I.D. x $\frac{5}{8}$ " O.D.)	8.929
13	ROD ASS'Y, Clutch Pedal Countershaft	0.854	45	PIN, Clutch Fork Rod Spring to Fork Cotter ($\frac{1}{16}$ " x $\frac{5}{8}$ ")	8.938
14	RETAINER, Clutch Rod Bellows	0.854	46	STOP, Clutch Pedal	0.829
15	BELLOWS, Clutch Pedal to Countershaft Rod	0.854	47	SCREW, Clutch Pedal Stop to Floor (#10-12 x $\frac{1}{2}$ ")	8.977
16	BUSHING, Clutch Pedal to Countershaft Rod	0.854	48	PEDAL ASS'Y, Brake	4.625
17	SLEEVE, Clutch Control Countershaft	4.017	49	PAD, Brake & Clutch Pedal	4.630
18	WASHER, Clutch Control Countershaft Plain	0.854	50	SPACER, Brake Pedal	4.625
19	PIN, Rod Ass'y Cotter—Lower ($\frac{1}{8}$ " x $\frac{7}{8}$ ")	8.938	51	BUSHING, Brake Pedal	4.626
20	BOLT, Clutch Control Countershaft Pivot	0.852	52	PIN, Master Cyl. Push Rod Clevis	8.942
21	FELT, Clutch Control Countershaft Oiling	0.851	53	SPRING, Brake Pedal Return	4.639
22	BUSHING, Clutch Control Countershaft Brkt.	0.852	54	NUT, Master Cyl. Push Rod Clevis Jam ($\frac{3}{8}$ "-24)	8.916
23	BRACKET ASS'Y, Clutch Control C/Shaft Frame	0.852	55	CLEVIS, Master Cyl. Push Rod	4.634
24	NUT, Clutch Control Bracket Jam ($\frac{3}{8}$ "-16)	8.916	56	PIN, Master Cyl. Push Rod Cotter ($\frac{3}{32}$ " x $\frac{3}{4}$ ")	8.938
25	CAP, Clutch Control C/Shaft Brkt. Bushing	0.852	57	NUT, Stop Light Switch Jam	4.634
26	NUT, C/Shaft Frame Brkt. to Frame	0.852	58	SWITCH ASS'Y, Stop Light	2.447
27	NUT, Clutch Control Bracket Jam ($\frac{3}{8}$ "-16)	8.916	59	BRACKET, Brake & Clutch Mounting	4.634
28	BOLT, Clutch Control Silencer Bumper	0.852	60	WASHER, Brake & Clutch Pedal Lock ($\frac{7}{16}$ ")	8.931
29	BUMPER, Clutch Control Silencer	0.852	61	NUT, Brake & Clutch Pedal ($\frac{7}{16}$ "-20)	8.917
30	LINK, Overcenter Spring to Frame Brkt.	0.846	62	WASHER, Mtg. Brkt. to Plenum Chamber Brkt. Plain ($\frac{1}{32}$ " I.D.)	8.929
31	BOLT, C/Shaft Frame Brkt. to Frame ($\frac{3}{8}$ "-16 x 1")	8.900	63	WASHER, Mtg. Brkt. to Plenum Chamber Brkt. ($\frac{5}{16}$ " Med. Lock)	8.931
32	RING, $\frac{3}{8}$ " Type "TE" External Retaining	8.934	64	SCREW, Mtg. Brkt. to Plenum Chamber Brkt. ($\frac{5}{16}$ "-18 x $\frac{7}{8}$ ")	8.977

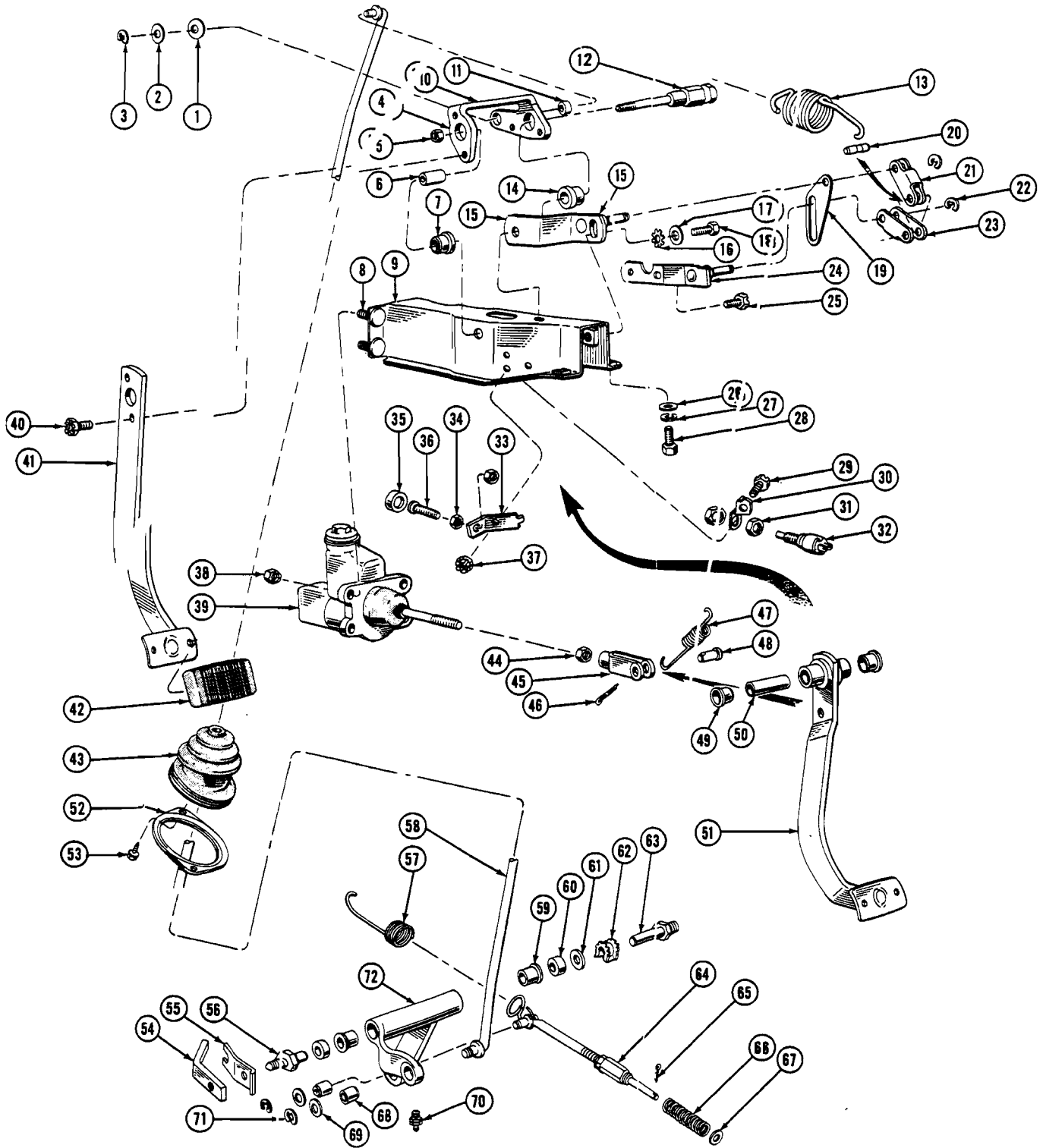


CLUTCH AND BRAKE CONTROLS (4 CYL.—TEMPEST SERIES)

CLUTCH AND BRAKE CONTROLS (4 CYL.-TEMPEST SERIES)

KEY	PART NAME	GROUP NO.
1	CLUTCH PEDAL ASS'Y.	0.830
2	BOLT, to Pedal Lever—(Special Hex. $5/16"$ -24 x $5/8"$)	0.852
3	PAD, Clutch & Brake Pedal	4.630
4	NUT, to Dash ($3/8"$ -24 Hex.)	8.917
5	MASTER CYL. ASS'Y, Brake	4.650
6	NUT, Push Rod to Clevis ($3/8"$ -24 Hex.)	8.916
7	CLEVIS, Brake Master Cyl. Push Rod ($3/8"$ -24)	4.662
8	PIN, Cotter to Brake Clevis Pin ($3/32"$ x $3/4"$)	8.938
9	SPRING, Brake Pedal Return	4.639
10	CLEVIS PIN, Brake Pedal Ass'y ($3/8"$ x $1 1/16"$)	8.942
11	BUSHING, Brake Pedal	4.626
12	SPACER, Brake Pedal	4.625
13	BRAKE PEDAL ASS'Y	4.625
14	BUSHING, Brake Pedal	4.626
15	NUT, Body L.H. Side Rail ($5/16"$ -24)	8.915
16	L/WASHER, Body L.H. Side Rail ($5/16"$)	8.931
17	PLATE, Clutch Control Stud Mounting	0.852
18	WASHER, Clutch Control Linkage to Body Side Rail ($1 3/32"$ x $1 3/16"$)	8.929
19	STUD, Clutch Control Linkage to Body Side Rail	0.852
20	BOLT, Body L.H. Side Rail ($5/16"$ -24 x $7/8"$)	8.900
21	RING, to Clutch Pedal Lever ($3/8"$ Ext. Retainer)	8.934
22	BUSHING, Clutch Control Idler Lever Link	4.017
23	SHAFT, Clutch Control Idler Lever Pivot	0.852
24	LINK, Clutch Control Idler Lever to Body Side Rail	0.852
25	BUSHING, Clutch Control Idler Lever Link	4.017
26	FELT, Idler Lever to Flywheel Housing Link	0.851
27	RING, to Flywheel Housing Stud ($3/8"$ Ext. Retainer)	8.934
28	LINK, Clutch Control Idler Lever to Flywheel Housing	0.852
29	STUD, Clutch Control Linkage to Flywheel Housing	0.852
30	SPRING, Clutch Linkage Anti-Rattle	0.844
31	WASHER, to Fork ($9/32"$ x $5/8"$)	8.929
32	COTTER PIN, to Fork ($3/32"$ x $3/4"$)	8.938
33	SPRING, Clutch Fork Rod to Fork	0.793
34	ROD, Clutch Fork to Idler Lever	0.787
35	NUT, Jam ($3/8"$ -24)	8.916
36	NUT, Clutch Fork Adjusting	0.793
37	RING, Ext. Retainer to Idler Lever ($3/8"$)	8.934
38	WASHER, Rod to Idler Lever	0.854
39	LEVER & BUSHING ASS'Y, Clutch Control Idler	0.852
40	RING, Ext. Retainer ($3/8"$)	8.934
41	RING, Ext. Retainer ($3/8"$)	8.934
42	BUSHING, Clutch Control Idler Lever Rod	0.852
43	BUSHING, Clutch Control Idler Lever Rod	0.852
44	WASHER, Rod to Idler Lever	0.793

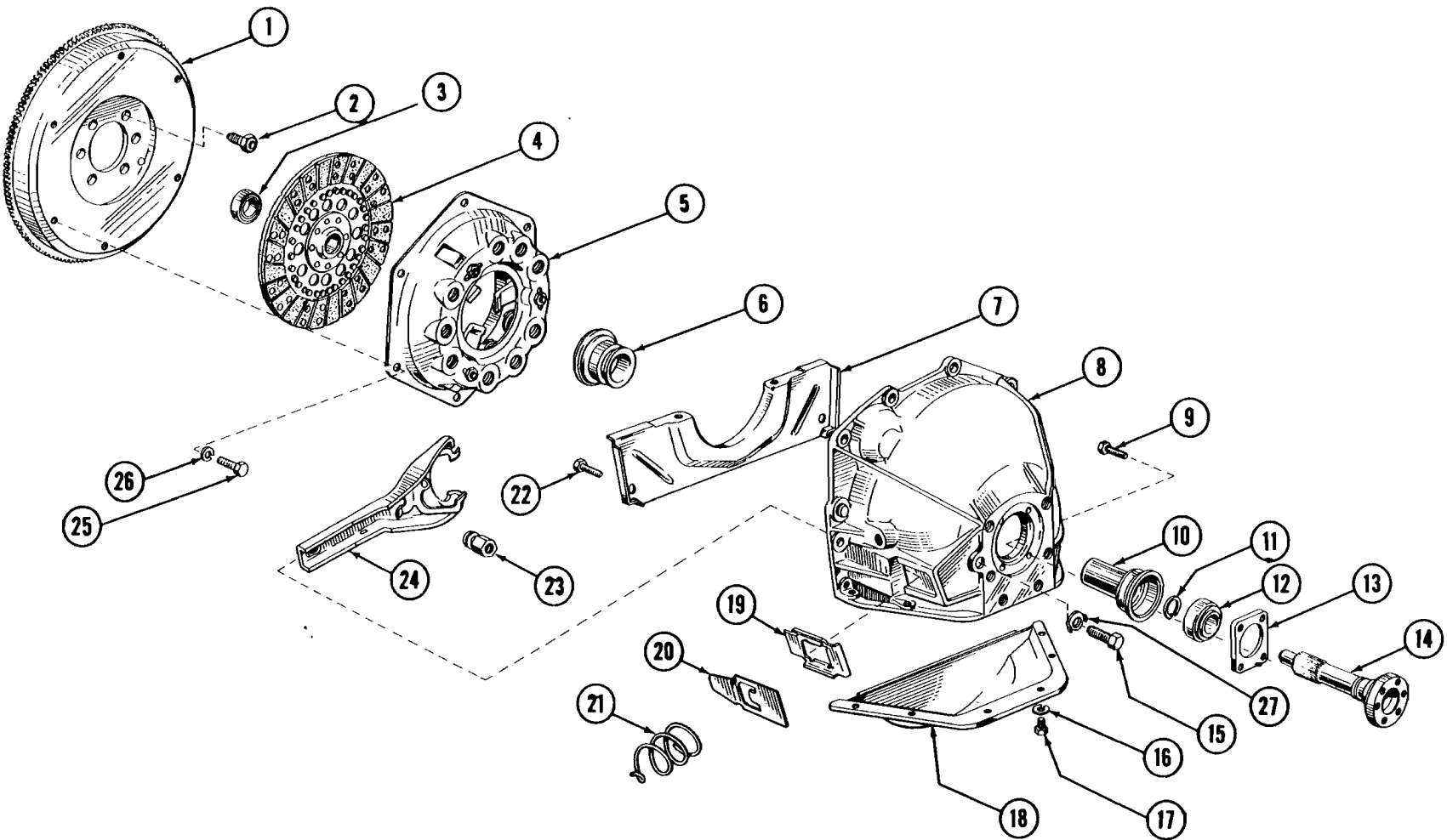
KEY	PART NAME	GROUP NO.
45	RING, to Idler Lever ($3/8"$ Ext. Retainer)	8.934
46	ROD, Clutch Pedal to Idler Lever	0.854
47	SCREW, Retainer Cover to Floor Pan (10-12 x $1/2"$)	8.977
48	RETAINER, Clutch Control Rod Bellows	0.854
49	BELLOWS, Clutch Control Rod	0.854
50	LOCK NUT, to Pedal Bracket ($5/16"$ -24)	8.917
51	BRACKET, Clutch Pedal Bumper Mounting	0.829
52	JAM NUT, to Mounting Bracket ($3/8"$ -16)	8.916
53	JAM NUT, to Mounting Bracket ($3/8"$ -16)	8.916
54	BOLT, Clutch Pedal Bumper	N.S.
55	BUMPER, Clutch Pedal	0.829
56	SWITCH, Stop Light	2.448
57	BOLT, to Pedal Bracket ($5/16"$ -24 x $5/8"$)	8.900
58	NUT, Stop Light Switch Jam ($1/2"$ -20)	8.916
59	BRACKET, Stop Light Switch Mounting	2.447
60	NUT, Stop Light Switch Jam ($1/2"$ -20)	8.916
61	BOLT, to Inst. Panel Bracket ($5/16"$ -18 x $3/4"$)	8.900
62	L/WASHER, to Inst. Panel Bracket ($5/16"$)	8.931
63	WASHER, to Inst. Panel Bracket ($1 1/32"$ x $1 1/16"$)	8.929
64	BRACKET, Brake & Clutch Pedal Mounting	4.634
65	BOLT, Mtg. Bracket to Master Cyl. ($3/8"$ -24)	8.915
66	BUSHING, Clutch Pedal	0.831
67	SPACER, Clutch Pedal Pivot	0.852
68	LEVER ASS'Y, Clutch Pedal Rod	0.852
69	NUT, Brake & Clutch Pedal Pivot Bolt ($7/16"$ -14)	8.917
70	BRACKET ASS'Y, Clutch Pedal Stop	0.829
71	BUSHING, Clutch Pedal	0.831
72	WASHER, to Mtg. Bracket ($3/8"$)	8.932
73	WASHER, to Mtg. Bracket ($1 3/32"$ x $1 3/16"$)	8.929
74	BOLT, to Mtg. Bracket ($3/8"$ -24 x 1")	8.900
75	BOLT, Brake & Pedal Pivot	0.833
76	BOLT, to Pedal Lever ($5/16"$ -24 x $5/8"$)	8.900
77	LEVER ASS'Y, Clutch Control Over Center	0.852
78	LINK, Clutch Control Over Center Stop	0.846
79	LINK, Over Center Spring to Over Center Lever Ass'y	0.846
80	RING, to Over Center Lever Ass'y ($3/8"$)	8.934
81	RING, to Stop Bracket ($3/8"$)	8.934
82	LINK, Over Center Spring to Stop Bracket	0.846
83	PIN, Over Center Spring Link Pivot	0.846
84	SPRING, Clutch Control Over Center	0.846
85	WASHER, Rod to Clutch Pedal Lever	0.929
86	WASHER, Rod to Clutch Pedal Lever	0.854
87	RING, to Clutch Pedal Lever ($3/8"$)	8.934



CLUTCH AND BRAKE CONTROLS (8 CYL.-TEMPEST SERIES)

CLUTCH AND BRAKE CONTROLS (8 CYL.-TEMPEST SERIES)

KEY	PART NAME	GROUP NO.	KEY	PART NAME	GROUP NO.
1	- WASHER, Rod to Clutch Pedal Lever.....	0.837	37	- NUT, to Pedal Bracket Lock (5/16"-24).....	8.917
2	- WASHER, Rod to Clutch Pedal Lever.....	0.854	38	- NUT, to Dash Hexagon Lock (3/8"-24).....	8.917
3	- RING, Clutch Pedal Lever (3/8").....	8.934	39	- MASTER CYLINDER ASS'Y, Brake.....	4.650
4	- LEVER ASS'Y, Clutch Pedal Rod.....	0.852	40	- BOLT, Pedal Lever Special Hex. Lock (5/16"-24 x 5/8").....	0.852
5	- NUT, Brake & Clutch Pedal Pivot Bolt (7/16"-14).....	8.917	41	- CLUTCH PEDAL ASS'Y.....	0.830
6	- SPACER, Clutch Pedal Pivot.....	0.852	42	- PAD, Clutch & Brake Pedal.....	4.630
7	- BUSHING, Clutch Pedal.....	0.831	43	- BELLOWS, Clutch Control Rod.....	0.854
8	- BOLT, 3/8"-24 Mtg. Bracket to Master Cylinder.....	8.915	44	- NUT, Push Rod to Clevis (3/8"-24 Hex.).....	8.916
9	- BRACKET, Brake & Clutch Pedal Mounting.....	4.634	45	- CLEVIS, Brake Master Cylinder Push Rod (3/8"-24).....	4.662
10	- LEVER ASS'Y, Clutch Pedal Rod.....	0.846	46	- PIN, Cotter to Brake Clevis Pin (3/32" x 1").....	8.938
11	- SLEEVE, Clutch Pedal Rod Ass'y.....	0.852	47	- SPRING, Brake Pedal Return.....	4.639
12	- BOLT, Brake & Clutch Pedal Pivot.....	0.833	48	- CLEVIS PIN, to Brake Clevis (3/8" x 1 1/16").....	8.942
13	- SPRING, Clutch Control Over Center.....	0.846	49	- BUSHING, Brake Pedal.....	4.626
14	- BUSHING, Clutch Pedal.....	0.831	50	- SPACER, Brake Pedal.....	4.625
15	- BRACKET ASS'Y, Clutch Pedal Stop.....	0.829	51	- BRAKE PEDAL ASS'Y.....	4.625
16	- WASHER, Mounting Bracket Shakeproof (3/8").....	8.932	52	- RETAINER, Clutch Control Rod Bellows.....	0.854
17	- WASHER, Mounting Bracket (1 3/32" x 1 3/16").....	8.929	53	- SCREW, Retaining Cover to Floor Pan (10-12 x 1/2").....	8.977
18	- BOLT, Mounting Bracket (3/8"-24 x 1").....	8.900	54	- PLATE, Clutch Control C/Shaft Outer Pivot Tapping.....	0.852
19	- LINK, Clutch Control Over Center Stop.....	0.846	55	- PLATE, Clutch Control C/Shaft Outer Pivot Mtg.....	0.852
20	- PIN, Over Center Spring Link Pivot.....	0.846	56	- STUD, Clutch Control C/Shaft Outer Pivot.....	0.852
21	- LINK, Over Center Spring to Stop Bracket.....	0.846	57	- SPRING, Clutch Linkage Anti-Rattle.....	0.844
22	- RETAINING RING, Over Center Lever Ass'y (3/8").....	8.934	58	- ROD, Clutch Pedal to Idler Lever.....	0.854
23	- LINK, Over Center Spring to Over Center Lever Ass'y.....	0.846	59	- BUSHING, Clutch Control C/Shaft & C/Shaft Frame Bracket.....	0.852
24	- LEVER ASS'Y, Clutch Control Over Center.....	0.852	60	- FELT, Clutch Control Cross Shaft.....	0.851
25	- BOLT, Pedal Lever (5/16"-24 x 5/8").....	8.900	61	- WASHER, 7/16" Flat Between Felt & Clip On Cross Shaft.....	8.929
26	- WASHER, Instrument Panel Bracket (1 1/32" x 1 1/16").....	8.929	62	- CLIP, Clutch Control Countershaft Spacer.....	0.852
27	- WASHER, Instrument Panel Bracket (5/16").....	8.931	63	- STUD, Clutch Control Countershaft Inner Pivot.....	0.852
28	- BOLT, to Instrument Panel Bracket (5/16"-18 x 3/4").....	8.900	64	- NUT, Clutch Fork Adjusting.....	0.793
29	- BOLT, to Pedal Bracket (5/16"-24 x 5/8").....	8.900	65	- PIN, Cotter to Fork (9/32" x 3/4").....	8.929
30	- BRACKET, Stop Light Switch Mounting.....	2.448	66	- SPRING, Clutch Fork Rod to Fork.....	0.793
31	- NUT, Stop Light Switch (1/2"-20).....	8.916	67	- WASHER, to Fork (9/32" x 5/8").....	8.938
32	- SWITCH, Stop Light.....	2.447	68	- SLEEVE, Clutch Control Idler Lever.....	0.852
33	- BRACKET, Clutch Pedal Bumper Mounting.....	0.829	69	- WASHER, Clutch Fork Idler Lever Rod to Idler Lever.....	0.793
34	- NUT, to Mounting Bracket (3/8"-16).....	8.916	70	- FITTING, Grease Special (1/8" Typed).....	8.984
35	- BUMPER, Clutch Pedal.....	0.829	71	- RING, Retaining to Idler Lever (3/8").....	8.934
36	- BOLT, Clutch Pedal Bumper.....	N.S.	72	- COUNTERSHAFT ASS'Y, Clutch Control.....	0.852

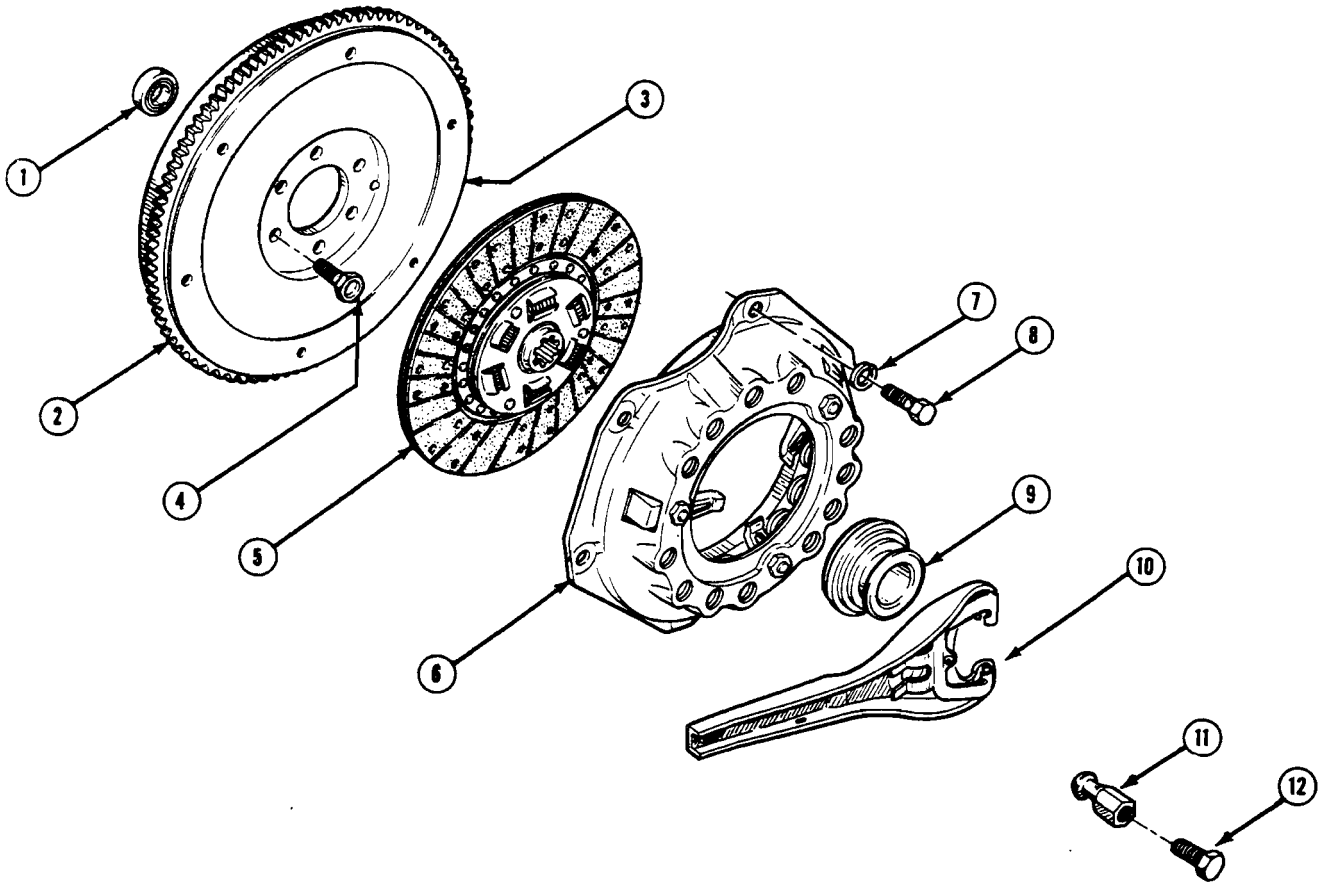


CLUTCH AND FLYWHEEL ASS'Y—(TEMPEST SERIES)

© 1961 PONTIAC MOTOR DIVISION, GENERAL MOTORS CORPORATION

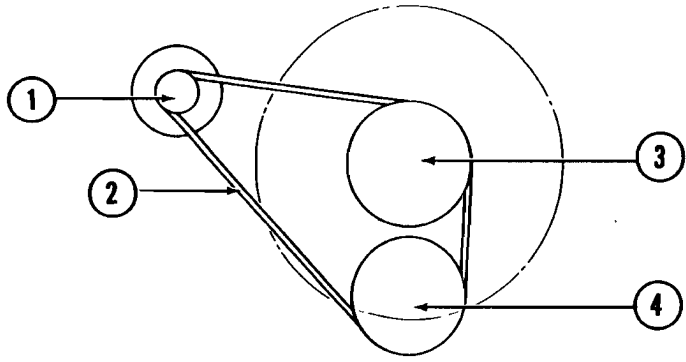
CLUTCH & FLYWHEEL ASSY. (TEMPEST SERIES)

KEY	PART NAME	GROUP NO
1	FLYWHEEL.....	0.666
2	BOLT, Flywheel Ass'y to Crankshaft.....	0.669
3	BEARING ASS'Y, Clutch Pilot.....	0.649
4	PLATE ASS'Y, Clutch Driven.....	0.886
5	COVER & PRESSURE PLATE ASS'Y, Clutch.....	0.859
6	BEARING ASS'Y, Clutch Release.....	0.799
7	SHIELD ASS'Y, Flywheel Housing Cover.....	0.679
8	COVER, Clutch Housing.....	0.683
9	BOLT, Clutch Release Bearing Support Retainer (5/16"-24 x 1" HH.).....	8.900
10	SUPPORT, Clutch Release Bearing.....	0.821
11	RING, Clutch Drive Shaft Bearing Retaining.....	0.868
12	BEARING ASS'Y, Clutch Drive Shaft.....	0.858
13	RETAINER, Clutch Release Bearing Support.....	0.803
14	SHAFT, Clutch Drive.....	0.868
15	BOLT, Clutch Fork Ball to Flywheel Housing (7/16"-20 x 1 1/8" HH.).....	8.900
16	WASHER, to Flywheel Housing (5/16" Med. Lock).....	8.931
17	BOLT, to Flywheel Housing (5/16"-18 x 1/2" HH. Plain).....	8.900
18	COVER, Flywheel Housing Bottom.....	0.679
19	PLATE, Clutch Fork Guide.....	0.797
20	COVER, Clutch Fork Guide Plate.....	0.797
21	SPRING, Clutch Fork Guide Plate Cover.....	0.797
22	BOLT, to Flywheel Housing (5/16"-18 x 1/2" HH. Plain).....	8.900
23	BALL, Clutch Release Fork.....	0.796
24	FORK, Clutch Release.....	0.795
25	BOLT, Plate Ass'y, to Flywheel.....	0.862
26	WASHER, Plate Ass'y, to Flywheel 5/16" Heavy Lock).....	8.931
27	WASHER, Clutch Fork Ball to Flywheel Hsg.....	0.796

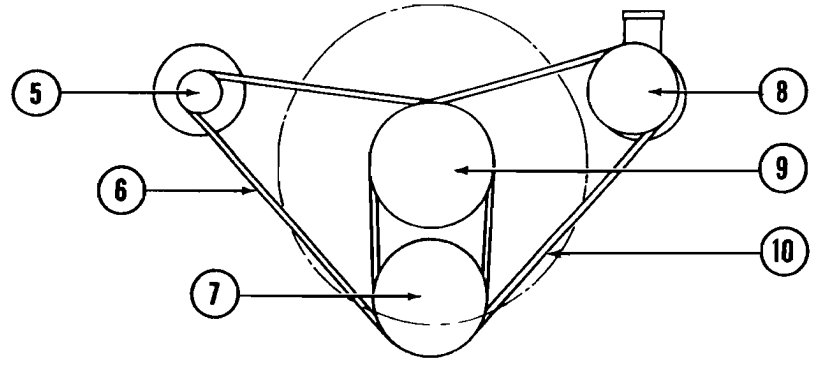


CLUTCH AND FLYWHEEL (EXC. TEMPEST SERIES)

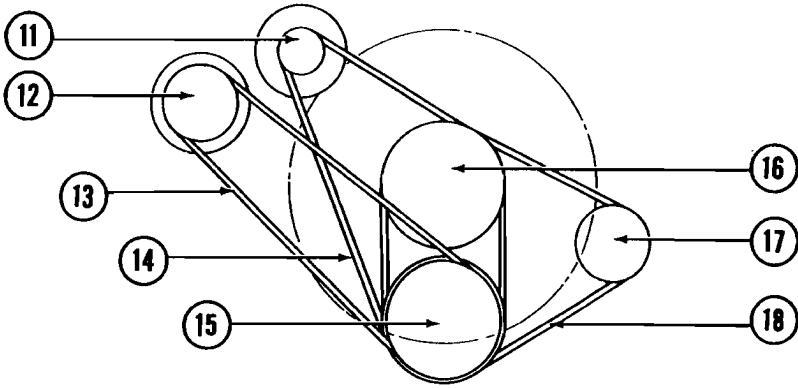
KEY	PART NAME	GROUP NO.
1	BEARING, Crankshaft Clutch Pilot	0.649
2	GEAR, Flywheel Ring	0.673
3	FLYWHEEL, Engine	0.666
4	BOLT, Flywheel to Crankshaft	0.669
5	PLATE ASS'Y, Clutch Driven	0.886
6	COVER ASS'Y, Clutch Pressure Plate	0.859
7	WASHER, Clutch Cover to Flywheel—($\frac{3}{8}$ " Lock)	8.931
8	BOLT, Clutch Cover to Flywheel	0.862
9	BEARING, Clutch Release	0.799
10	FORK ASS'Y, Clutch Release	0.795
11	BALL, Clutch Release Fork	0.796
12	BOLT, Clutch Fork Ball	0.796



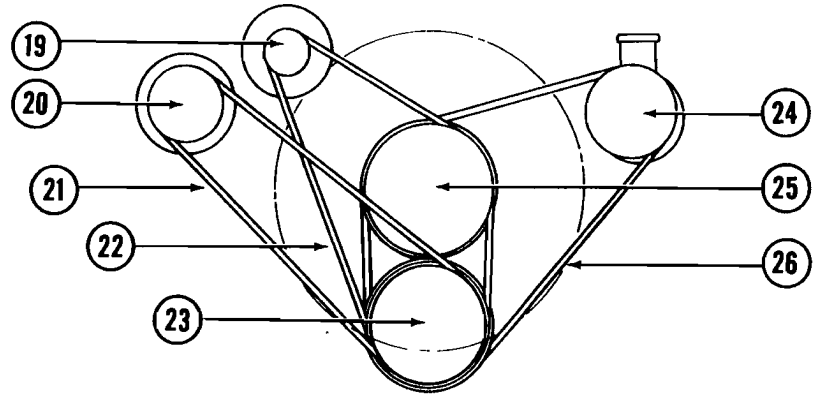
STANDARD CAR



POWER STEERING



AIR CONDITIONING



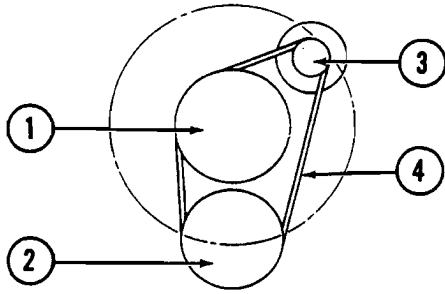
AIR CONDITIONING AND POWER STEERING

1961 PULLEY AND BELT APPLICATION (EXC. TEMPEST SERIES)

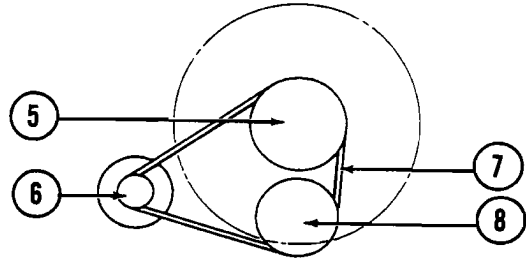
Key	Group Number	Part Number	Description	Size
1	2.274	1947620	Pulley (w/35 amp. gen.)	
	2.274	1944437	Fan (w/30 amp. gen.)	5" dia.
	2.274	1940994	Fan (w/35 & 45 amp. gen.)	57/16" dia.
2	1.066	538548	Belt	3/8" x 59"
3	1.062	518066	Fan Pulley (1-groove)	77/8" dia.
4	0.659	532492	Balancer (2-groove)	
5	2.274	1947620	Pulley (w/35 amp. gen.)	
	2.274	1944437	Fan (w/30 amp. gen.)	5" dia.
	2.274	1940994	Fan (w/35 & 45 amp. gen.)	57/16" dia.
6	1.066	538548	Belt	3/8" x 59"
7	0.659	532492	Balancer (2-groove)	
8	6.655	538550	Pulley	55/8" dia.
9	1.062	534583	Fan Pulley (2-groove)	
10	1.066	538548	Belt	3/8" x 59"
11	2.274	540124	Pulley (w/60 amp. gen.)	35/16" dia.
	2.274	1944437	Fan (w/30 amp. gen.)	5" dia.
	2.274	1940994	Fan (w/35 & 45 amp. gen.)	57/16" dia.
12	9.180	5914756	Pulley & Armature	
13	1.066	537097	Belt	1/2" x 58 1/2"
14	1.066	537607	Belt	3/8" x 56"
15	0.659	538544	Balancer (3-groove)	7 1/2" dia.
16	1.062	538547	Fan & Accessory Drive Pulley (2-groove)	8" dia.
17	9.180	532679	Idler Pulley	4 15/16" dia.
18	1.066	538683	Belt	3/8" x 50 1/2"
19	2.274	540124	Pulley (w/60 amp. gen.)	35/16" dia.
	2.274	1944437	Fan (w/30 amp. gen.)	5" dia.
	2.274	1940994	Fan (w/35 & 45 amp. gen.)	57/16" dia.
20	9.180	5914756	Pulley & Armature	
21	1.066	537097	Belt	1/2" x 58 1/2"
22	1.066	537607	Belt	3/8" x 56"
23	0.659	538544	Balancer (3-groove)	7 1/2" dia.
24	6.655	538551	Pulley	5 7/8" dia.
25	1.062	538547	Fan & Accessory Drive Pulley (2-groove)	8" dia.
26	6.660	537612	Belt	1/2" x 61"

4 CYL. ENGINE (195)

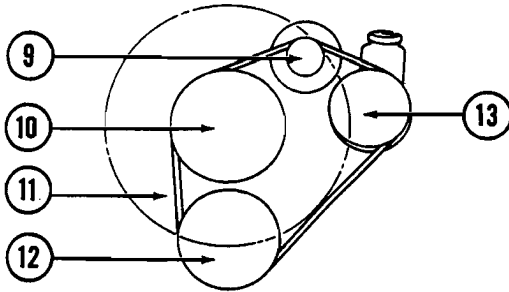
8 CYL. ENGINE (215)



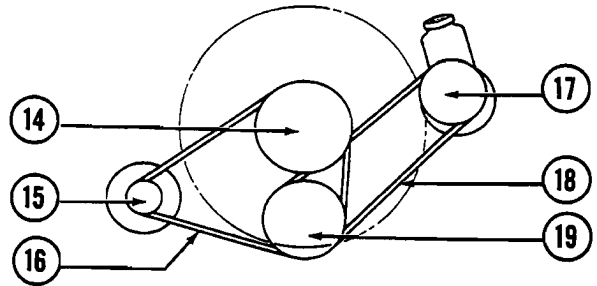
STANDARD CAR



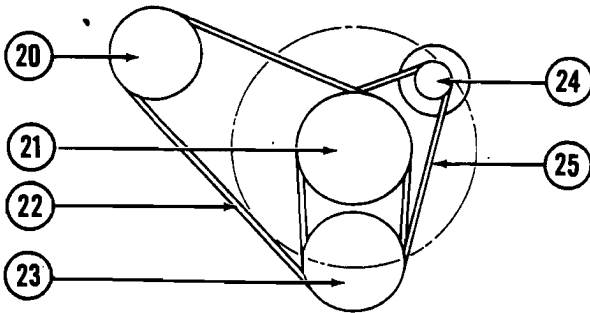
STANDARD CAR



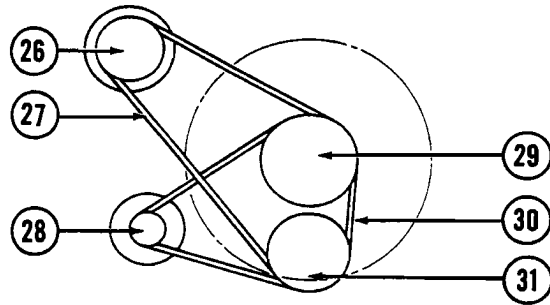
POWER STEERING



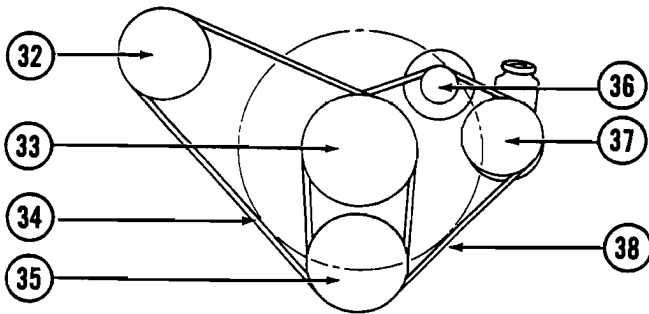
POWER STEERING



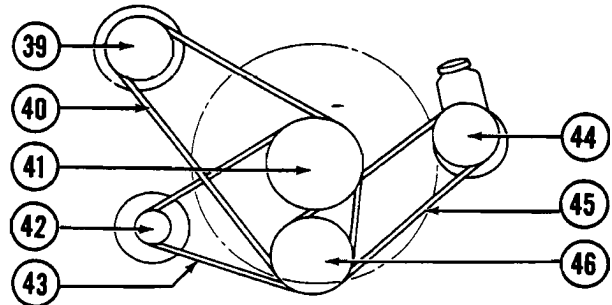
AIR CONDITIONING



AIR CONDITIONING



POWER STEERING WITH
AIR CONDITIONING



POWER STEERING WITH
AIR CONDITIONING

1961 PULLEY AND BELT APPLICATION (TEMPEST SERIES)

Key	Group Number	Part Number	Description	Size
1	1.062	518066	Fan Pulley (1-groove)	7 ⁷ / ₈ " dia.
2	0.659	532492	Balancer (2-groove)	7" dia.
3	2.274	1952882	Pulley (w/30 amp. gen.)	3 ¹ / ₄ " dia.
	2.274	1944437	Fan (w/30 amp. gen.)	5" dia.
4	1.066	539130	Belt	3 ⁸ / ₈ " x 47 ¹ / ₂ "
5	1.062	539864	Fan Pulley (2-groove)	6 ³ / ₄ " dia.
6	2.274	1951272	Pulley (w/30 amp. gen.)	2 ⁵ / ₈ " dia.
	2.274	1944437	Fan (w/30 amp. gen.)	5" dia.
7	1.066	1196920	Belt	3 ⁸ / ₈ " x 44"
8	0.659	1194884	Pulley, Fan Driving (1-groove)	5 ³ / ₄ " dia.
9	2.274	1952882	Pulley (w/30 amp. gen.)	3 ¹ / ₄ " dia.
	2.274	1944437	Fan (w/30 amp. gen.)	5" dia.
10	1.062	518066	Fan Pulley (1-groove)	7 ⁷ / ₈ " dia.
11	1.066	539208	Belt	3 ⁸ / ₈ " x 53 ¹ / ₂ "
12	0.659	532492	Balancer (2-groove)	7" dia.
13	6.655	539206	Pulley	5 ¹ / ₂ " dia.
14	1.062	539864	Fan Pulley (2-groove)	6 ³ / ₄ " dia.
15	2.274	1951272	Pulley (w/30 amp. gen.)	2 ⁵ / ₈ " dia.
	2.274	1944437	Fan (w/30 amp. gen.)	5" dia.
16	1.066	1196920	Belt	3 ⁸ / ₈ " x 44"
17	6.655	1195788	Pulley	4 ⁵ / ₈ " dia.
18	1.066	1196920	Belt	3 ⁸ / ₈ " x 44"
19	0.659	1195960	Pulley, Fan Driving (3-groove)	5 ³ / ₄ " dia.
20	9.180	5914686	Pulley & Armature (5-cyl. comp.)	6 ³ / ₄ " dia.
21	6.655	534583	Fan & Accessory Drive Pulley	7 ⁷ / ₈ " dia.
22	1.066	539247	Belt (5-cyl. comp.)	3 ⁸ / ₈ " x 65"
23	0.659	532492	Balancer (2-groove)	7" dia.
24	2.274	1952882	Pulley (2/30 amp. gen.)	3 ¹ / ₄ " dia.
	2.274	1944437	Fan (w/30 amp. gen.)	5" dia.
25	1.066	539130	Belt	3 ⁸ / ₈ " x 47 ¹ / ₂ "
26	9.180	5914694	Pulley & Armature (5-cyl. comp.)	4 ⁵ / ₈ " dia.
27	1.066	537607	Belt (6-cyl. comp.)	3 ⁸ / ₈ " x 56 ³ / ₄ "
	1.066	537607	Belt (5-cyl. comp.)	3 ⁸ / ₈ " x 56"
28	2.274	1951272	Pulley (w/30 amp. gen.)	2 ⁵ / ₈ " dia.
	2.274	1944437	Fan (w/30 amp. gen.)	5" dia.
29	1.062	539864	Fan & Accessory Drive Pulley (2-groove)	6 ¹ / ₈ " dia.
30	1.066	1196920	Belt	3 ⁸ / ₈ " x 44"
31	0.659	1195960	Pulley, Fan Driving (3-groove)	5 ³ / ₄ " dia.
32	9.180	5914686	Pulley & Armature (5-cyl. comp.)	6 ³ / ₄ " dia.
33	1.062	534583	Fan & Accessory Drive Pulley	7 ⁷ / ₈ " dia.
34	1.066	539247	Belt (5-cyl. comp.)	3 ⁸ / ₈ " x 65"
35	0.659	532492	Balancer (2-groove)	7" dia.
36	2.274	1952882	Pulley (w/30 amp. gen.)	3 ¹ / ₄ " dia.
	2.274	1944437	Fan (w/30 amp. gen.)	5" dia.
37	6.655	539206	Pulley	5 ¹ / ₂ " dia.
38	1.066	539208	Belt	3 ⁸ / ₈ " x 53 ¹ / ₂ "
39	9.180	5914694	Pulley & Armature (5-cyl. comp.)	4 ⁵ / ₈ " dia.
40	1.066	537607	Belt (6-cyl. comp.)	3 ⁸ / ₈ " x 56 ³ / ₄ "
	1.066	537607	Belt (5-cyl. comp.)	3 ⁸ / ₈ " x 56"
41	1.062	539864	Fan & Accessory Drive Pulley (2-groove)	6 ¹ / ₈ " dia.
42	2.274	1951272	Pulley (w/30 amp. gen.)	2 ⁵ / ₈ " dia.
	2.274	1944437	Fan (w/30 amp. gen.)	5" dia.
43	1.066	1196920	Belt	3 ⁸ / ₈ " x 44"
44	6.655	1195788	Pulley	4 ⁵ / ₈ " dia.
45	1.066	1196920	Belt	3 ⁸ / ₈ " x 44"
46	0.659	1195960	Pulley, Fan Driving (3-groove)	5 ³ / ₄ " dia.

1961 PULLEY AND BELT APPLICATION (TEMPEST SERIES)

YEAR	MODEL	PART NAME	PART NO.	PER CAR	PART NO.
0.002 BOLT-CUP-SPACER-WASHER, ENGINE MOUNTING					
1961-62	P/8	BOLT, front insulator to supt. bracket-w/540002, 541733 insulator		2	537953
1961-62	23-25-27 All 3 SPD.-S.T. (STD.)	rear bearing ret. mtg. bracket . . . (3/8"-24x2-3/4")		1	181651
1961	P/8	rear brg. brkt. to rear brg. ret. . . . (3/8"-16x3/4")		4	180120
1962	P/8	rear insulator to rear brg. support. . . (5/8"-16x1")		2	180122
1961-62	T/8	BOLT AND LOCK WASHER, frt. mtg. bracket to cyl. block		4	1195243
1961-62	T/4-T/8	CUP, front insulator stabilizer		2	537888
1961-62	T/8	SHIM, engine front support		2	540410
1961-62	T/4	SPACER, frt. mtg. bracket to cyl. block		2	539622
1961-62	T/4-T/8	NUT, frt. insulator to bracket (7/16"-20)		4	272684
1961-62	T/4-T/8	WASHER, frt. mtg. insulator to bracket		4	539624
1961-62	T/4-T/8	diff. mtg. supt. to supt. brkt.		2	539624
1961-62	P/8	frt. mtg. insulator to supt. bracket		2	535879
1962	P/8	rear mtg., to crossmember brkt.		2	531448
1962	P/8 S.T.	rear mtg., supt. brkt. to crossmember		2	531448
1962	P/8	engine insulator to brg. retainer		2	502306

0.004 BRACKET, ENGINE FRONT MOUNTING

NOTE: See 7.011 for Engine Rear Crossmember Pkg.

1961-62	T/4		539618 RH		539619 L
1961-62	T/4	front mount stop		2	541735
1961-62	T/8		Front 537892 RH		537893 L

0.027 INSULATOR, ENGINE SUPPORT

1961-62	T/4		Front	2	539623
1961-62	T/8		Front	2	540454
1961	P/8	1st type-used w/538224 member	Rear	2	538776
1961	P/8	2nd type-used w/535750 member on 534534 or 541764	Rear	2	534535
1961-62	P/8	rear crossmember frame		2	537761
1961-62	P/8		Front 540002 RH		541733 L
1962	P/8 All exc. 3 SPD.-S.T. (STD.)		Rear	2	542395
1962	P/8 3 SPD.-S.T. (STD.)		Rear	2	534535
1961-62	P/8	WASHER, frt. mtg. insulator to supt., w/540002 & 541733 insulator		2	535879

0.029 BRACKET, ENGINE MOUNTING

1961-62	P/8 3 SPD.-S.T. (STD.)		Rear	1	537336
1961	P/8 3 SPD.-S.T. (H.D.)		Rear	1	538856
1961-62	23-25-27 All 4 SPD.-S.T.		Rear	1	537945
1961	26-28 All 4 SPD.-S.T.			1	538856
1961	P/8 H.T.		Rear	1	538856
1961	P/8	engine rear mtg. support		1	538862
1962	P/8 3 SPD.-S.T. (STD.)	engine rear mtg. support		1	542393
1962	P/8 4 SPD.-S.T.	engine rear mtg. support		1	542393
1961	P/8 3 SPD.-S.T. (STD.)	PLATE, engine rear mtg. safety		1	537339
1961-62	P/8	RETAINER, rear crossmember frame insulator		2	537762

0.033 ENGINE ASSEMBLY, PARTIAL

1961	T/4	w/recessed top pistons	1	540275
1961	T/4	w/flat top pistons	1	540276
1961-62	P/8	w/recessed top pistons-w/2 bolt bearing caps	1	540245
1961-62	P/8	w/flat top pistons-w/2 bolt bearing caps	1	540246
1961-62	P/8 S.T.-3/2 B.C., & Spec. Police	w/flat top pistons-w/2 bolt brg. caps	1	540247
1961-62	P/8	w/flat top pistons-w/4 bolt bearing caps	1	540248
1962	T/4	w/recessed top pistons	1	534996
1962	T/4	w/flat top pistons	1	534997
1961-62	T/8	BLOCK ASSY., w/pistons	1	1389424

0.034 PLUG, ENGINE

1961-62	P/8-T/4	camshaft rear bearing hole	(2-1/16")	1	523096
1961-62	T/8	camshaft cup	(1-13/16")	1	1193557
1961-62	All	(8.971)	cylinder block drain	(1/8")	2	444614
1961	T/8	cylinder block drain	(1/4")	2	1194269
1961-62	P/8-T/4	(8.971)	cylinder block oil gallery	(3/8")	AR	444783
1961-62	P/8-T/4	cylinder block oil gallery	(9/16")	AR	518026
1961-62	P/8-T/4	cylinder block oil gallery	(15/16")	1	518170
1961-62	P/8-T/4	cylinder head core hole	(15/16")	AR	518170
1961-62	P/8-T/4	cylinder head core hole	(1-3/8")	AR	518032
1961-62	T/8	(8.971)	cylinder head core hole	(1/2")	4	444789
1961-62	P/8-T/4	cylinder block core hole	(1-15/16")	AR	404169
1961-62	P/8-T/4	cylinder head oil gallery	(9/16")	AR	518026
1961-62	P/8-T/4	cylinder head oil gallery	(15/16")	4	518170
1961-62	P/8-T/4	cylinder head oil gallery		AR	538296
1961-62	P/8-T/4	cylinder head oil hole	(21/64")	AR	523091
1962	T/8	(8.971)	cylinder block drain	(1/4")	2	444619

0.040 GASKET SET, ENGINE OVERHAUL

NOTE: The gasket sets listed in this group contain all gaskets necessary to completely overhaul an engine.

1961	T/4		1	540277
1961-62	P/8		1	540249
1962	T/4		1	542497

0.056 BOLT, CRANKSHAFT BEARING CAP

1961-62	P/8-T/4	All exc. rear	(1/2"-13x3-15/16")	8	532719
1961-62	P/8-T/4	Rear	(9/16"-12x3-3/4")	2	532720
1961-62	P/8	w/four bolt caps Front center-center-rear center	(1/2"-13x2")	6	9409054
1961-62	T/8		(1/2"-13x3-1/8")	10	1194065

0.096 BEARING PKG., CRANKSHAFT FRONT

1961-62	P/8	standard		1	533726
1961-62	T/4	standard		1	542287
1961-62	P/8001 U.S.		1	533727
1961-62	T/4001 U.S.		1	542288
1961-62	P/8002 U.S.		1	533728
1961-62	T/4002 U.S.		1	542289
1961-62	T/8	standard		1	5458455
1961-62	T/8001 U.S.		1	5458456
1961-62	T/8002 U.S.		1	5458457

0.099 BEARING PKG., CRANKSHAFT FRONT CENTER

1961-62	P/8	(0.096)	standard	1	533726
1961-62	T/4	(0.096)	standard	1	542287
1961-62	P/8	(0.096)	.001 U.S.	1	533727
1961-62	T/4	(0.096)	.001 U.S.	1	542288
1961-62	P/8	(0.096)	.002 U.S.	1	533728
1961-62	T/4	(0.096)	.002 U.S.	1	542289
1961-62	T/8	(0.096)	standard	1	5458455
1961-62	T/8	(0.096)	.001 U.S.	1	5458456
1961-62	T/8	(0.096)	.002 U.S.	1	5458457

0.101 BEARING PKG., CRANKSHAFT CENTER

1961-62	P/8	(0.096)	standard	1	533726
1961-62	T/4	(0.096)	standard	1	542287
1961-62	P/8	(0.096)	.001 U.S.	1	533727
1961-62	T/4	(0.096)	.001 U.S.	1	542288
1961-62	P/8	(0.096)	.002 U.S.	1	533728
1961-62	T/4	(0.096)	.002 U.S.	1	542289
1961-62	T/8		standard	1	5458459
1961-62	T/8		.001 U.S.	1	5458460
1961-62	T/8		.002 U.S.	1	5458461

0.103 BEARING PKG., CRANKSHAFT REAR CENTER

1961-62	P/8		standard	1	533729
1961-62	T/4		standard	1	542290
1961-62	P/8		.001 U.S.	1	533730
1961-62	T/4		.001 U.S.	1	542291
1961-62	P/8		.002 U.S.	1	533731
1961-62	T/4		.002 U.S.	1	542292
1961-62	T/8	(0.096)	standard	1	5458455
1961-62	T/8	(0.096)	.001 U.S.	1	5458456
1961-62	T/8	(0.096)	.002 U.S.	1	5458457

0.106 BEARING PKG., CRANKSHAFT REAR

1961-62	P/8-T/4		standard	1	533732
1961-62	P/8-T/4		.001 U.S.	1	533733
1961-62	P/8-T/4		.002 U.S.	1	533734
1961-62	T/8	(0.096)	standard	1	5458455
1961-62	T/8	(0.096)	.001 U.S.	1	5458456
1961-62	T/8	(0.096)	.002 U.S.	1	5458457

0.137 SEAL-PACKING, CRANKSHAFT REAR BEARING OIL

1961-62	T/8		SEAL, crankshaft rear main brg. oil	2	1192796
1961-62	P/8-T/4		PACKING, crankshaft rear main brg. oil seal	2	532122
1961-62	T/8			2	1193133

0.206 COVER ASSY., TIMING CHAIN

1961-62	T/8			1	1194376
---------	-----	--	--	---	---------

1961-62	P/8-T/4	1	541504
1961-62	T/8	BOLT, cover to cyl. block (5/16"-18x1-1/16")	4	1349072
1961-62	T/8	cover to cyl. block (5/16"-18x2-3/4")	1	1195018
1961-62	T/8	(8.900)	cover to cyl. block (3/8"-16x1")	1	220708
1961-62	T/8	timing chain and water pump covers to cyl. block (5/16"-18x4-1/2")	4	1195017
1961-62	P/8-T/4	STUD, timing chain cover to block (3/8"x3-5/16")	2	531295
1961-62	T/8	SHIM, timing chain cover to cyl. block	1	1348440

0.207 GASKET, TIMING CHAIN COVER

1961-62	T/8	1	1194266
1961-62	P/8-T/4	GASKET PKG., consists of 1-537711 gasket, 1-538600 gasket & 2-535598 retainer	1	543011

0.213 SEAL, TIMING CHAIN COVER OIL

1961-62	P/8-T/4	1	492085
1961-62	P/8-T/4	intake manifold to timing chain cover (5/8" LD. x 1" O.D.)	1	538327

0.219 CLAMP, TIMING CHAIN COVER SEAL

1961-62	P/8-T/4	cover to intake manifold	1	538325
1961-62	P/8-T/4	(8.900)	BOLT, cover to intake manifold seal clamp (5/16"-18x4")	1	178429

0.269 HEAD, CYLINDER

1961-62	T/4	1	540658
1961-62	P/8 exc. 3/2 B.C. & 425A	2	540658
1961-62	P/8 3/2 B.C. & 425A	2	540659
1961-62	T/8	HEAD PKG., cyl.-w/plugs	2	1388086

0.283 GUIDE, VALVE STEM

1961-62	T/8	16	1193744
1961-62	T/8	oversize	16	1164906

0.289 GASKET, CYLINDER HEAD

1961-62	P/8-T/4	AR	538299
1961-62	T/8 (.015")	2	1190997
1961-62	T/8	GASKET SET (.015")	1	1389459

0.289 GASKET SET, VALVE GRIND

NOTE: The gasket sets listed in this group contain all gaskets required to grind valves.

1961-62	T/4	1	540278
1961-62	P/8	1	540250

0.293 BOLT, CYLINDER HEAD

1961-62	T/8	(7/16"-14x2-5/32")	8	1193927
1961-62	T/8	(7/16"-14x2-5/8")	11	1193928
1961-62	T/8	w/stud on head (7/16"-14x2-11/16")	3	1195214
1961-62	T/8	(7/16"-14x3-13/16")	6	1193929
1961-62	P/8-T/4	(1/2"-13x2-3/16")	AR	538306
1961-62	P/8-T/4	(1/2"-13x3")	AR	538303
1961-62	P/8-T/4	(1/2"-13x3-3/8")	AR	538305
1961-62	P/8-T/4	(1/2"-13x4-1/4")	AR	538304
1961-62	P/8 A.C.	cyl. head and comp. rear		
			brkt. (3/8"-24, 1/2"-13x5-5/8")	1	538946
1961-62	P/8-T/4	(1/2"-13x4-5/8")	AR	518031
1961-62	P/8	cyl. head and battery ground-w/stud		
			on head (1/2"-13x3-5/8")	1	538308
1961-62	P/8 exc. A.C.	cyl. head and gen. bracket-w/stud		
			on head (1/2"-13x3-3/8")	2	538312
1961-62	P/8	cyl. head and gen. rear mtg. brkt. w/45 amp.		
			low cut in Dir. C gen. & 60 amp.		
			Alt. C gen. (3/8"-24, 1/2"-13x5-5/8")	1	538946
1961-62	P/8-T/4	PIN, cyl. head locating dowel	AR	522780
1961-62	T/8	WASHER, cyl. head bolt	3	150008

0.296 VALVE, INTAKE

1961-62	T/4	standard	4	538248
1961-62	T/4001 O.S.	4	538249
1961-62	T/4003 O.S.	4	538250
1961-62	T/4005 O.S.	4	538251
1961-62	T/8	8	1192802
1961-62	P/8 2 B.C.-4 B.C. exc. 425A	standard	8	538248
1961-62	P/8 2 B.C.-4 B.C. exc. 425A001 O.S.	8	538249
1961-62	P/8 2 B.C.-4 B.C. exc. 425A003 O.S.	8	538250
1961-62	P/8 2 B.C.-4 B.C. exc. 425A005 O.S.	8	538251
1961-62	P/8 3/2 B.C.-425A	standard	8	538279
1961-62	P/8 3/2 B.C.-425A001 O.S.	8	538280
1961-62	P/8 3/2 B.C.-425A003 O.S.	8	538281
1961-62	P/8 3/2 B.C.-425A005 O.S.	8	538282

0.297 VALVE, EXHAUST

1961-62	T/4	standard	4	538252
1961-62	T/4001 O.S.	4	538253
1961-62	T/4003 O.S.	4	538254
1961-62	T/4005 O.S.	4	538255
1961-62	T/8	8	1196963
1961-62	P/8 2 B.C.-4 B.C. exc. 425A	standard	8	538252
1961-62	P/8 2 B.C.-4 B.C. exc. 425A001 O.S.	9	538253
1961-62	P/8 2 B.C.-4 B.C. exc. 425A003 O.S.	8	538254
1961-62	P/8 2 B.C.-4 B.C. exc. 425A005 O.S.	8	538255
1961-62	P/8 3/2 B.C.-425A	standard	8	538274
1961-62	P/8 3/2 B.C.-425A001 O.S.	8	538275
1961-62	P/8 3/2 B.C.-425A003 O.S.	8	538276
1961-62	P/8 3/2 B.C.-425A005 O.S.	8	538277

0.303 SPRING, VALVE

1961-62	P/8-T/4	w/single valve springs	AR	535254
1961-62	P/8-T/4 exc. 425A or 3/2 B.C.-w/S.T.	w/dual valve springs	Inner AR	519112

1961-62	P/8-T/4 exc. 425A or 3/2 B.C.-w/S.T.	w/dual valve springs	Outer	AR	519113
1961-62	P/8 S.T. 3/2 B.C., 425A . . .	w/dual valve springs	Inner	AR	524598
1961-62	P/8 S.T. 3/2 B.C., 425A . . .	w/dual valve springs	Outer	AR	524593
1961	T/8		16	1196559
1962	T/8		16	1349041

0.308 SEAL-SHIELD, VALVE

1961-62	P/8-T/4	SEAL, intake and exhaust stem oil	AR	3835333
1961-62	P/8-T/4	SHIELD, valve spring	AR	524597

0.309 CUP, VALVE SPRING

1961-62	P/8-T/4	AR	516027
1961-62	T/8	16	1192816

0.310 LOCK, VALVE SPRING CUP

1961-62	P/8-T/4	AR	838029
1961-62	T/8	KEY, valve spring cap	32	1192817

0.333 ARM, VALVE ROCKER

1961-62	T/8	Front	1194142 RH	4	1194143 LH
1961-62	T/8	Rear	1194143 RH	4	1194142 LH
1961-62	P/8-T/4	ARM, BALL AND PUSH ROD PKG., valve rocker	AR	540323		
1961-62	T/8	ROD, valve push	16	1192920		
1961	T/8	BAFFLE, valve rocker arm oil	1	1193910		
1962	T/8	valve rocker arm oil	1	1353596		
1961-62	P/8-T/4	NUT, valve rocker arm ball retainer	AR	538343		

0.349 STUD, VALVE ROCKER ARM BALL

1961-62	P/8-T/4	standard	AR	538256
1961-62	P/8-T/4003 O.S.	AR	540324
1961-62	T/8	BRACKET, valve rocker arm shaft	8	1192124

0.353 SHAFT, VALVE ROCKER ARM

1961-62	T/8	2	1193560
1961-62	T/8	SHAFT AND PLUG ASSY., valve rocker arm	2	1389430

0.356 PLUG, VALVE ROCKER ARM SHAFT

1961-62	T/8	4	1237691
---------	---------------	-----------	---	---------

0.366 BOLT-SCREW, VALVE ROCKER ARM SHAFT BRACKET

1961-62	T/8	BOLT, rocker arm shaft brkts. and baffle to cyl. head .	2	1193558
1961-62	T/8	SCREW, rocker arm shaft brkt. to cyl. head	6	1195495

0.373 WASHER, VALVE ROCKER ARM SHAFT END SPRING			
1961-62	T/8	to shaft	4 1237679
0.376 SPRING, VALVE ROCKER ARM SHAFT			
1961-62	T/8		6 1343468
1961-62	T/8	rocker arm shaft end	4 1249383
0.386 COVER, VALVE ROCKER ARM			
1961-62	T/4		1 539413
1961-62	P/8		538344 RH 538345 LF
1961	T/8		1193900 RH 1193901 LF
1962	T/8		1193900 RH 1348957 LF
0.413 SCREW AND LOCK WASHER ASSY., VALVE ROCKER ARM COVER			
1961-62	T/8	cover to cyl. head	8 1195640
0.423 GASKET, VALVE ROCKER ARM COVER			
1961-62	P/8-T/4		AR 538342
1961-62	T/8		2 1193906
0.439 COVER ASSY., VALVE PUSH ROD			
1961-62	T/4		1 539394
1961-62	P/8		1 538372
0.443 GASKET, VALVE PUSH ROD COVER			
1961-62	T/4		1 539397
1961-62	P/8		1 518106
0.459 LIFTER ASSY., VALVE			
1961	T/4	standard	8 5231360
1961-62	T/8		16 5232090
1961-62	P/8 exc. 425A, Police (spec. eqpt.) & 2947 S.T.	standard	AR 5231360
1961-62	P/8 425A & Police (spec. eqpt.)	standard	16 5231615
1962	T/4 S.T.-1 B.C.	standard	8 5231360
1962	T/4 A.T.-4 B.C.	standard	8 5231615
1962	2947 S.T. exc. 3/2 B.C.	standard	16 5231615
0.519 CAMSHAFT, ENGINE			
1961	T/4 S.T.-1 B.C.	w/flat top pistons	1 537995
1961	T/4-1 B.C.	w/recessed top pistons	1 537995

1961-62	T/4 A.T.-1 B.C.	w/flat top pistons	1	539099
1961-62	T/4 4 B.C.	1	539099
1961-62	T/8	1	1164950
1961-62	P/8 S.T. exc. 425A or police (spec. eqpt.) 3/2 B.C. & 2947 custom	1	518111
1961	23-25 All H.T. exc. 425A, 3/2 B.C. & Police (spec. eqpt.)	1	519640
1961-62	23-25-29 All 3/2 B.C.	1	529472
1961-62	All H.T. (315) exc. 425A & 425E	1	529472
1961-62	26-27-28 All H.T.-425E	1	519640
1961-62	26-27-28 All S.T.-3/2 B.C.	1	529472
1961-62	425A	1	524886
1961-62	Police (spec. eqpt.)	1	529472
1962	T/4 S.T.-1 B.C.	w/recessed top pistons	1	537995
1962	T/4 A.T.-1 B.C.	w/recessed top pistons	1	541155
1962	All H.T.-2 B.C. (10)	1	519640
1962	23 All H.T.-4 B.C. (10)	1	529472
1962	2947 4 B.C. exc. 425A	1	529472

0.533 PLATE, CAMSHAFT THRUST

1961-62	P/8-T/4	1	518116
---------	-------------------	-----------	---	--------

0.539 BEARING, CAMSHAFT FRONT

1961-62	P/8-T/4	1	522112
1961-62	T/8	1	583421

0.543 BEARING, CAMSHAFT CENTER AND FRONT CENTER

1961-62	P/8-T/4	2	522113
1961-62	T/8 Front Center	1	583422
1961-62	T/8 Center	1	583423

0.546 BEARING, CAMSHAFT REAR CENTER

1961-62	P/8-T/4 (0.543)	1	522113
1961-62	T/8	1	583424

0.549 BEARING, CAMSHAFT REAR

1961-62	P/8-T/4 (0.543)	1	522113
1961-62	T/8	1	583425

0.603 ROD ASSEMBLY, CONNECTING

1961-62	P/8-T/4	less bearing	AR	532294
1961-62	T/8	less bearing	8	1193362

0.616 BEARING PKG., CONNECTING ROD

1961-62	T/4	Standard	4	540336
1961-62	T/4	.001 U.S.	4	540337
1961-62	T/4	.002 U.S.	4	540338
1961-62	T/8	Standard	8	5458450
1961-62	T/8	.001 U.S.	8	5458451
1961-62	T/8	.002 U.S.	8	5458452
1961-62	P/8	Standard	8	559564
1961-62	P/8	.001 U.S.	8	529654
1961-62	P/8	.002 U.S.	8	559565

0.623 BOLT, CONNECTING ROD

1961	P/8-T/4	AR	522690
1961-62	T/8	16	1193341
1962	P/8-T/4	AR	544007

0.626 NUT, CONNECTING ROD BOLT

1961-62	P/8-T/4	(3/8"-24)	AR	522691
1961-62	T/8	(11/32"-24)	16	1193342

0.629 PISTON AND PIN

1961-62	P/8 police, 425A & S.T. 3/2 B.C.	4.060 Standard	Flat top	8	536778
1961-62	P/8-T/4	4.061 Standard	Flat top	AR	536783
1961-62	P/8-T/4	4.062 Standard	Flat top	AR	536784
1961-62	P/8-T/4 exc. police, 425A & S.T. 3/2 B.C.	4.063 Standard	Flat top	AR	536785
1961-62	P/8-T/4	4.061 Standard	Recessed top	AR	535569
1961-62	P/8-T/4	4.062 Standard	Recessed top	AR	535570
1961-62	P/8-T/4	4.063 Standard	Recessed top	AR	535571
1961	T/8	Standard		8	1389184
1962	T/8	Standard	Flat top	8	1389648
1961-62	P/8-T/4	.005 O.S.	Flat top	AR	536767
1961-62	P/8-T/4	.005 O.S.	Recessed top	AR	535572
1962	T/8	.005 O.S.	Flat top	8	1389947
1961-62	P/8-T/4	.010 O.S.	Flat top	AR	536768
1961-62	P/8-T/4	.010 O.S.	Recessed top	AR	535573
1961	T/8	.010 O.S.		8	1388997
1962	T/8	.010 O.S.	Flat top	8	1388515
1961-62	P/8-T/4	.020 O.S.	Flat top	AR	536769
1961-62	P/8-T/4	.020 O.S.	Recessed top	AR	535574
1962	T/8	.020 O.S.	Flat top	8	1389948
1961-62	P/8-T/4	.030 O.S.	Flat top	AR	536770
1961-62	P/8-T/4	.030 O.S.	Recessed top	AR	535575

0.636 PIN, PISTON

1961-62	P/8-T/4	Standard	AR	529230
1961-62	P/8-T/4	.001 O.S.	AR	531118
1961-62	P/8-T/4	.003 O.S.	AR	531119
1961-62	T/8		8	1192818

0.643 RING, PISTON COMPRESSION

1961-62	P/8-T/4	Standard-upper	AR	529233
1961-62	P/8-T/4	Standard-lower	AR	529234

1961	T/8	Standard-No. 1 groove	8	1164996
1961	T/8	Standard-No. 2 groove	8	1347001
1961-62	T/8	.010 O.S.-No. 1 groove	8	1164997
1961-62	T/8	.010 O.S.-No. 2 groove	8	1347002
1961-62	P/8-T/4	.005 O.S.-upper	AR	531186
1961-62	P/8-T/4	.005 O.S.-lower	AR	531190
1961-62	P/8-T/4	.010 O.S.-upper	AR	531187
1961-62	P/8-T/4	.010 O.S.-lower	AR	531191
1961-62	P/8-T/4	.020 O.S.-upper	AR	531188
1961-62	P/8-T/4	.020 O.S.-lower	AR	531192
1961-62	P/8-T/4	.030 O.S.-upper	AR	531189
1961-62	P/8-T/4	.030 O.S.-lower	AR	531193
1962	T/8	Standard-No. 1 groove	8	579975
1962	T/8	Standard-No. 2 groove	8	579976

0.643 RING PKG., PISTON OIL

1961-62	P/8-T/4	Standard	AR	531195
1961-62	P/8-T/4	.005 O.S.	AR	531196
1961-62	P/8-T/4	.010 O.S.	AR	531197
1961-62	P/8-T/4	.020 O.S.	AR	531198
1961-62	P/8-T/4	.030 O.S.	AR	531199
1961-62	T/8	Standard	8	1389583
1961-62	T/8	.010 O.S.	8	1389584

0.643 RING SET, PISTON

1961-62	T/4	Standard	1	540279
1961-62	P/8	Standard	1	531224

0.646 CRANKSHAFT ASSEMBLY

1961	T/4-A.T.		1	539732
1961	T/4-S.T.	use 541461 seal	1	542239
1961-62	T/8-A.T.		1	1193645
1961-62	P/8		1	531369
1962	T/4		1	542239

0.648 SLINGER, CRANKSHAFT OIL

1961-62	T/8		1	1193967
---------	-----	--	---	---------

0.649 BEARING, CRANKSHAFT CLUTCH PILOT

1961-62	All S.T.		1	907109
1961	T/4-T/8 S.T.	BEARING PKG., clutch release-consist of 1-907326 brg., 1-541348 rod	1	541939
1961-62	T/4 S.T.	RETAINER PKG., clutch pilot brg.-consists of 1- 541357 plate, 3-541358 bolts	1	541359

0.659 BALANCER ASSY., HARMONIC

1961	T/8	1	1193961
1961-62	T/4	1	532492
1961-62	P/8 exc. A.C.	1	532492
1961-62	P/8 A.C.	1	538544
1962	T/8	1	1199580
1961-62	P/8-T/4 (0.729)	KEY, harmonic balancer	1	495152
1961-62	T/8 S.S. exc. A.C.	PULLEY, crankshaft fan drive	1	1194884
1961-62	T/8 A.C.-S.S.	water pump, fan and accessory drive-triple groove	1	1195960
1961-62	T/8 P.S.	water pump, fan and accessory drive-triple groove	1	1195960

0.660 REINFORCEMENT, CRANKSHAFT FAN DRIVE PULLEY

1961-62	T/8 S.S. exc. A.C.	1	1180986
---------	--------------------	-------	-------	---	---------

0.662 BOLT-PIN-WASHER, BALANCER TO CRANKSHAFT

1961-62	P/8-T/4	BOLT, balancer to crankshaft (5/8"-18x1-1/2")	1	223736
1961-62	T/8 (8.900) (5/8"-18x1-3/8")	1	271582
1961	T/8 (8.940)	PIN, harmonic balancer		
			weight (1/4"x1/2" groove type)	AR	274587
1962	All exc. 21 (8.940)	harmonic balancer weight (1/4"x3/4" grooved type)	AR	9409680
1961-62	P/8-T/4	WASHER, balancer to		
			crankshaft (21/32" LD. x 1-9/16" O.D.)	1	518161
1961-62	T/8	balancer to crankshaft	1	1190368
1961-62	T/8 (8.990)	SCREW, crankshaft pulley to balancer		
			flange (5/16"x18x7/8")	6	9408962

0.666 FLYWHEEL ASSEMBLY

1961-62	T/4 S.T. exc. taxi or trailer	1	539168	
1961-62	T/4 S.T.-taxi (spec. order)	1	540523	
1961-62	T/4 A.T.	1	539138	
1961-62	T/8 A.T.	1	539673	
1961-62	P/8 S.T.	1	538003	
1961-62	P/8 H.T. (315)	1	8619333	
1961-62	P/8 H.T. (10)	1	538001	
1962	T/4 S.T.-trailer exc. taxi	1	540523	
	(spec. ord.)	1	539672	
1961-62	T/8 S.T.	ADAPTER, flywheel to prop. shaft	1	8619930
1961-62	P/8 H.T. (315) (4.156)	BUSHING, flywheel	1	539674
1961-62	T/8 A.T.	HUB, flywheel	1	538042
1961-62	P/8 H.T. (315)	PLATE, flywheel	1	522975
1961-62	P/8 H.T. (315)	SPACER, flywheel to crankshaft	1	
1961	P/8 H.T. (10), 3/2 B.C.,	DAMPER ASSY., flywheel-w/white letter "P" on rear	1	8619502
	425A & spec. police	face		
1961	P/8 H.T. (10) 2 B.C.-	w/orange letter "P" on rear face	1	8621676
	4 B.C. & 425E	1	8621676	
1962	P/8 H.T. (10)	1		

0.669 BOLT, FLYWHEEL TO CRANKSHAFT

1961-62	P/8 S.T.	(Spec. 1/2"-20x7/8")	6	508463
1961-62	T/4 S.T. exc. taxi (special order) or trailer	(Spec. 1/2"-20x7/8")	6	508463
1961-62	T/4 S.T.-taxi (special order)	(Spec. 1/2"-20x7/8")	6	540525
1961-62	T/8 A.T.	flywheel hub to crankshaft	6	579528
1961-62	T/8 A.T. (8.977)	flywheel adapter to flywheel hub (3/8"-24x1")	6	9409035
1961-62	P/8 H.T. (10)	flywheel to crankshaft (Spec. 1/2"-20x7/8")	6	508463
1961-62	P/8 H.T. (315)	flywheel to crankshaft (Spec. 1/2"-20x3/4")	6	521204
1962	T/4 S.T.-trailer exc. taxi (spec. ord.)	flywheel to crankshaft (Spec. 1/2"-20x7/8")	6	540525

0.673 GEAR, FLYWHEEL RING

1961-62	T/4		1	539140
1961-62	P/8 S.T.		1	8619504
1961-62	P/8 H.T. (10)		1	8619504

0.679 COVER ASSY., FLYWHEEL HOUSING BOTTOM

1961-62	T/4-T/8 S.T.		1	540863
1961-62	T/4-T/8 A.T.		1	539307
1961-62	P/8 S.T.		1	538135
1961-62	P/8 H.T. (315)		1	537697
1961-62	P/8 H.T. (10)		1	538135
1961-62	T/4-T/8 A.T.	GASKET, flywheel hsg. bottom cover	1	539309
1961-62	T/4 A.T.	flywheel hsg. shield to hsg.	2	539804
1961-62	T/4 A.T.	flywheel hsg. shield to oil pan	1	539803
1961-62	T/8 A.T.	flywheel hsg. cover shield	1	539629
1961-62	T/4	SHIELD ASSY., flywheel hsg. cover	1	539304
1961-62	T/8 A.T.		1	539628
1961-62	P/8 S.T.		1	538136
1961-62	P/8 H.T. (315)		1	537698
1961-62	P/8 H.T. (10)		1	538136

0.683 HOUSING ASSY., FLYWHEEL

1961-62	T/4 S.T.		1	539265
1961-62	T/4 A.T.		1	540268
1961-62	T/8 A.T.		1	539626
1961-62	P/8 S.T.		1	538089
1961-62	P/8 H.T. (315)		1	8619341
1961-62	T/4 S.T.	HOUSING ASSY., flywheel-consists of shaft, brg., supt., ret., and ring	1	542861
1961-62	P/8-T/4	BOLT, housing to block (Spec. 7/16"-14x1-3/8")	AR	499590
1961	T/4 (8.900)	housing to block (7/16"-14x2")	1	180153
1961-62	T/8 A.T.	housing to block (Spec. 3/8"-16x1-1/2")	8	1195565
1962	T/4	housing to block-stud on hd. (7/16"-14x1-3/8")	1	542241

0.686 COVER, CLUTCH INSPECTION HOLE

1961-62	P/8 H.T. (10)	PLUG, flywheel cover	2	537016
---------	-------------------------	--------------------------------	---	--------

0.724 CHAIN, TIMING

1961-62	T/4		1	532994
1961-62	T/8		1	1192915
1961-62	P/8		1	532993

0.725 BUMPER-BOLT-SPRING, TIMING CHAIN

1961-62	T/4	BUMPER ASSY., timing chain	539295 RH	
1961-62	T/4	timing chain-use w/543287 Damper		543285 LH
1961-62	T/4	DAMPER, timing chain bumper spring-use			
			w/543285 bumper		1 543287
1961-62	T/4	BOLT, bumper to cyl. block		1 539291
1961-62	T/4	SPRING, bumper		1 539298

0.728 SPROCKET, CRANKSHAFT

1961-62	P/8-T/4		1 532006
1961-62	T/8		1 1192916

0.729 KEY, CRANKSHAFT SPROCKET

1961-62	P/8-T/4		1 495152
1961-62	T/8		1 1352537

0.736 SPROCKET, CAMSHAFT

1961-62	P/8-T/4		1 532005
1961-62	T/8		1 1193559

0.737 ECCENTRIC AND BUSHING PKG., FUEL PUMP

1961-62	P/8-T/4 (3.925)		1 523024
1961-62	T/8	ECCENTRIC, fuel pump operating		1 1193869

0.738 BOLT-KEY-WASHER, CAMSHAFT SPROCKET

1961-62	T/8	BOLT, sprocket and dist. drive gear to camshaft		1 1285606
1961-62	P/8-T/4 (8.960)	KEY, sprocket (3/16"x3/4")		1 106751
1961-62	T/8 (0.729)		1 1352537
1961-62	T/8	WASHER, sprocket and dist. drive gear to camshaft		1 1195207
1961-62	P/8-T/4	sprocket to camshaft (Spec. 1/2")		1 518055

0.787 ROD, CLUTCH FORK

1961	T/4-S.T. exc. taxi	fork to idler lever-Use w/909422 brg.		1 539657
1961-62	T/4-S.T., taxi (special order)	fork to idler lever use w/907326 brg.			
			on 1961 (8-5/8" long)		1 541352
1961-62	T/4-S.T. taxi (exc. special order or trailer)	fork to idler lever use w/907326 brg.			
			on 1961 (8-27/32" long)		1 541348
1961-62	P/8 S.T.	fork to countershaft		1 538811
1962	T/4 S.T.-trailer (exc. taxi spec. ord.)	fork to idler lever (8-5/8" long)		1 541352

0.793 NUT-SPRING-WASHER, CLUTCH FORK ROD

1961-62	All S.T.	NUT, clutch fork countershaft rod adjuster		1 538810
1961-62	T/4-T/8 S.T. (8.934)	RING, clutch fork rod ret. (3/8" groove dia.)		1 9413183
1961-62	P/8-T/4 S.T.	SPRING, clutch fork rod to fork		1 516441
1961-62	All S.T. exc. 21 (0.854)	WASHER, clutch fork countershaft rod to lever		1 535076
1961-62	21 All S.T. (0.854)	clutch fork idler lever rod to idler lever		1 535076

0.795 FORK, CLUTCH RELEASE

1961-62	P/8-T/4 S.T.		1	541933
1961	P/8-T/4	FORK PKG., clutch release	1	540344

0.796 BALL, CLUTCH RELEASE FORK

1961-62	All S.T.		1	523868
1961-62	T/4-T/8 S.T.	WASHER, clutch fork ball to flywheel hsg.	1	540939

0.797 COVER-PLATE, CLUTCH FORK GUIDE PLATE

1961-62	All S.T.	COVER	1	538217
1961-62	All S.T.	PLATE	1	538218
1961-62	All S.T.	SPRING, cover	1	534219

0.799 BEARING, CLUTCH RELEASE

1961-62	P/8 S.T.	ball type	1	900018
1961-62	21 All S.T.-taxi	flat face	1	907326

0.803 RETAINER, CLUTCH RELEASE BEARING SUPPORT

1961-62	T/4-T/8 S.T.		1	539258
---------	----------------------	--	---	--------

0.821 SUPPORT, CLUTCH RELEASE BEARING

1961-62	T/4-T/8 S.T.		1	539257
---------	----------------------	--	---	--------

0.829 BRACKET, CLUTCH PEDAL STOP

1961-62	T/4-T/8 S.T.		1	539633
1961-62	T/4-T/8 S.T.	clutch pedal bumper mtg.	1	539653
1962	21 S.T. (2.275)	NUT, clutch pedal bumper mtg.	1	517011
1961-62	P/8 S.T.	STOP, clutch pedal	1	537929

0.830 PEDAL, CLUTCH

1961-62	T/4-T/8 S.T.		1	539651
1961-62	P/8 S.T.		1	538558

0.831 BUSHING-SLEEVE, CLUTCH PEDAL

1961-62	T/4-T/8 S.T.		2	539691
1961-62	P/8 S.T.		2	529316
1961-62	All S.T. (4.017)	SLEEVE, clutch pedal	1	534007

0.833 BOLT, CLUTCH AND BRAKE PEDAL PIVOT

1961-62	T/4-T/8 S.T.	1	539747
1961-62	P/8 S.T.-S.B.	1	535931
1961-62	P/8 S.T.-P.B.	1	536972

0.837 WASHER, CLUTCH PEDAL

1961-62	All S.T. (4.019)	to countershaft rod- anti-rattle (13/32" L.D. x 53/64" O.D.)	1	501253
1961-62	P/8 S.T.	clutch pedal spring	1	537950

0.844 SPRING, CLUTCH LINKAGE ANTI-RATTLE

1961-62	T/4-T/8 S.T.	1	539662
---------	--------------	-------	-------	---	--------

0.846 SPRING, CLUTCH CONTROL OVERCENTER

1961-62	T/4-T/8 S.T.	1	542203	
1961-62	P/8 S.T.	1	538817	
1961	T/4-T/8 S.T.	LEVER ASSY., clutch pedal	1	539646
1961-62	T/4-T/8 S.T.	LINK, overcenter spring to stop bracket	1	539650
1961-62	P/8 S.T.	overcenter spring to countershaft	1	538804
1961-62	T/4-T/8 S.T.	overcenter stop	1	539825
1961-62	T/4 S.T.	overcenter spring to overcenter lever	1	538804
1961-62	P/8 S.T.	overcenter spring to frame bracket	1	538805
1961-62	All S.T.	PIN, overcenter spring link pivot	1	538808
1961-62	T/4-T/8 S.T. (8.934)	RING, clutch control over center spring (3/8" groove dia.)	2	9413183

0.851 FELT, CLUTCH COUNTERSHAFT OILING

1961-62	All S.T.	clutch cont. cross shaft	1	520444
1961-62	All S.T.	clutch cont. idler lever	1	520444

0.852 COUNTERSHAFT, CLUTCH CONTROL

1961-62	P/8 S.T.	1	538814	
1961-62	P/8 S.T.	BOLT, clutch cont. countershaft pivot	AR	540101
1961-62	P/8 S.T.	BRACKET AND PIN ASSY., clutch control countershaft frame	1	537154
1961-62	P/8 S.T.	BUSHING, clutch control countershaft	1	537482
1961-62	P/8 S.T.	CAP, clutch countershaft bushing	1	513392
1961-62	T/4-T/8 S.T.	LEVER ASSY., clutch control overcenter	1	539643
1961-62	T/4 S.T.	LEVER AND BUSHING ASSY., clutch control idler	1	539639
1961-62	T/4 S.T.	LINK, clutch control idler lever to body side rail	1	539649
1961-62	T/4 S.T.	clutch control idler lever to flywheel housing	1	539648
1961-62	T/4 S.T.	PLATE, clutch control mtg. stud	1	539654
1961-62	T/4-T/8 S.T. (8.934)	RING, clutch pedal idler lever pivot shaft (3/8" groove dia.)	1	9413183
1961-62	T/4-T/8 S.T. (8.024)	SCREW, clutch pedal bumper to bracket	(3/8"x1-1/4")	1	530273
1961-62	P/8 S.T. (8.024)	clutch cont. bumper to cont. bracket	(3/8"x1-1/4")	1	530273
1961-62	T/4 S.T.	SHAFT, clutch control idler lever pivot	1	539659
1961-62	P/8 S.T.	SHIELD, clutch linkage	1	542922

1961-62	T/4 S.T. (4.017)	SLEEVE, clutch control idler levers	2	534007
1961-62	P/8 3 SPD S.T. (4.017)	clutch control countershaft levers	2	534007
1961-62	T/4-T/8 S.T.	SPACER, clutch pedal pivot	1	539660
1961-62	T/4 S.T.	STUD, clutch control to body side rail	1	539664
1961-62	T/4 S.T.	clutch control to flywheel hsg.	1	539663
1961-62	P/8 S.T.	NUT, clutch control countershaft frame bracket to frame	3	537138
		BUSHING (see Group 4.042 for use)		517439

0.854 ROD, CLUTCH PEDAL

1961-62	T/4 S.T.	pedal to idler lever	1	539658
1961-62	P/8 S.T.	pedal to countershaft	1	538813
1961-62	T/4-T/8 S.T.	BELLOWS, clutch control rod	1	539632
1961-62	P/8 S.T.	clutch pedal to countershaft rod	1	538526
1961-62	P/8 S.T.	BUSHING, clutch pedal countershaft rod	1	534070
1961-62	T/4-T/8 S.T.	RETAINER, bellows	1	539855
1961-62	P/8 S.T.	1	538411
1961-62	T/4-T/8 S.T. (8.934)	RING, clutch pedal rod (3/8" groove dia.)	2	9413183
1961-62	P/8 3 SPD-S.T. (4.019)	TRUNNION, clutch pedal to countershaft	1	535077
1961-62	P/8 S.T.	WASHER, clutch pedal countershaft rod to lever	1	535076
1961-62	T/4-T/8 S.T.	clutch pedal rod to idler lever	1	535076
1961-62	T/4-T/8 S.T.	clutch pedal idler lever rod to clutch pedal lever	1	535076

0.858 BEARING ASSY., CLUTCH DRIVE SHAFT

1961-62	T/4-T/8 S.T.		1	954294
---------	----------------------	--	---	--------

0.859 COVER AND PRESSURE PLATE, CLUTCH

1961	T/4-T/8 S.T. exc. taxi (special order)		1	541815
1961-62	T/4 S.T. Taxi (special order)		1	540519
1961-62	P/8-3 SPD.-S.T. (STD.)		1	538318
1961-62	P/8 3 SPD. (H.D.) & 4 SPD.- S.T.		1	538848
1962	21 All S.T. (exc. taxi special order or trailer)		1	543664
1962	21 All S.T.-trailer (exc. taxi spec. ord.)		1	540519

0.862 BOLT, CLUTCH COVER TO FLYWHEEL

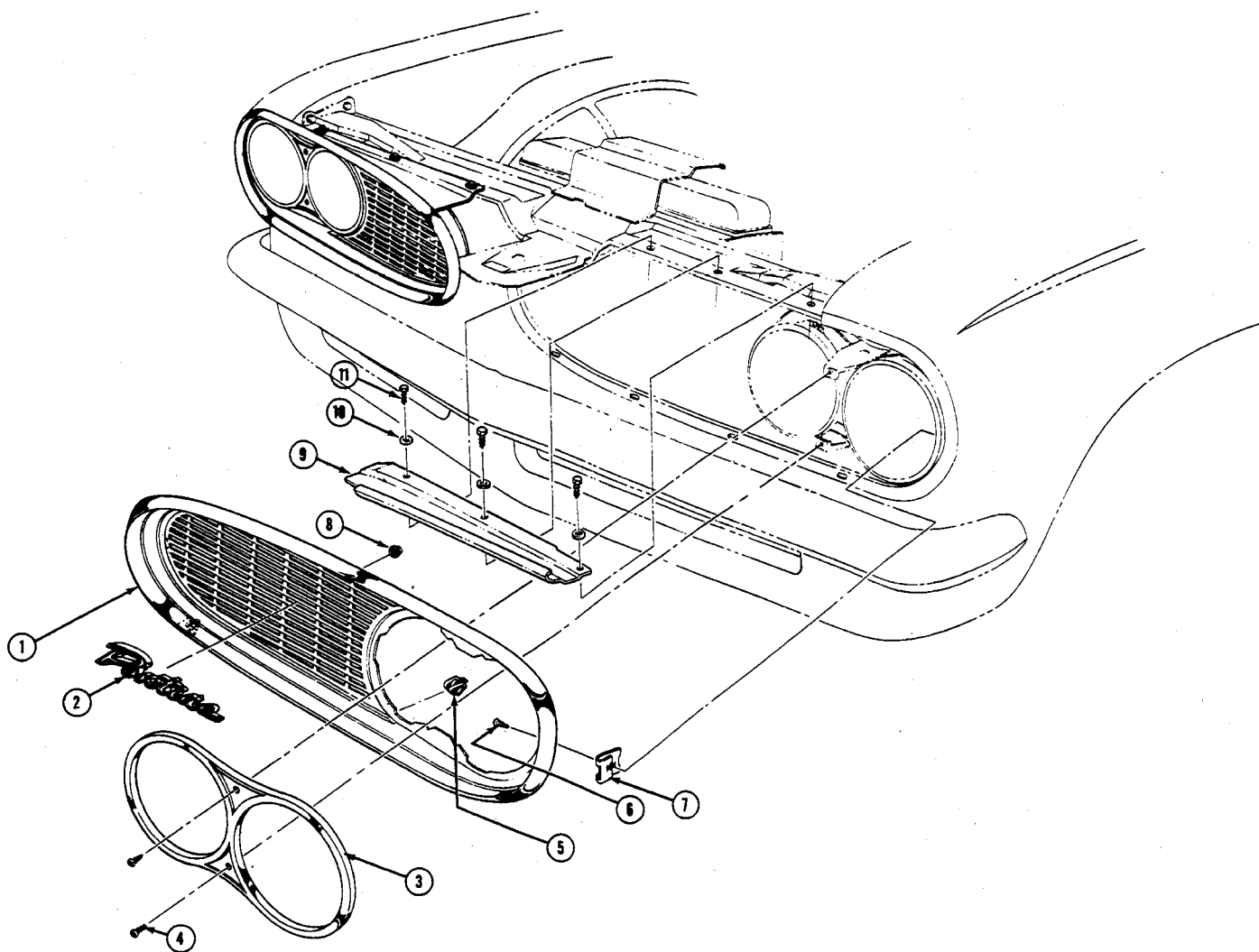
1961-62	T/4 S.T.		6	539170
1961-62	P/8 S.T.		6	500177

0.868 SHAFT, CLUTCH DRIVE

1961-62	T/4-T/8 S.T.		1	539241
1961-62	T/4 S.T.	FELT, clutch drive shaft oiling	1	542322
1961-62	T/4-T/8 S.T. (8.934)	RING, clutch drive shaft bearing	1	9412063
1961-62	T/4 S.T.	SEAL ASSY., clutch pilot brg. oil-w/542239 crankshaft	1	541461

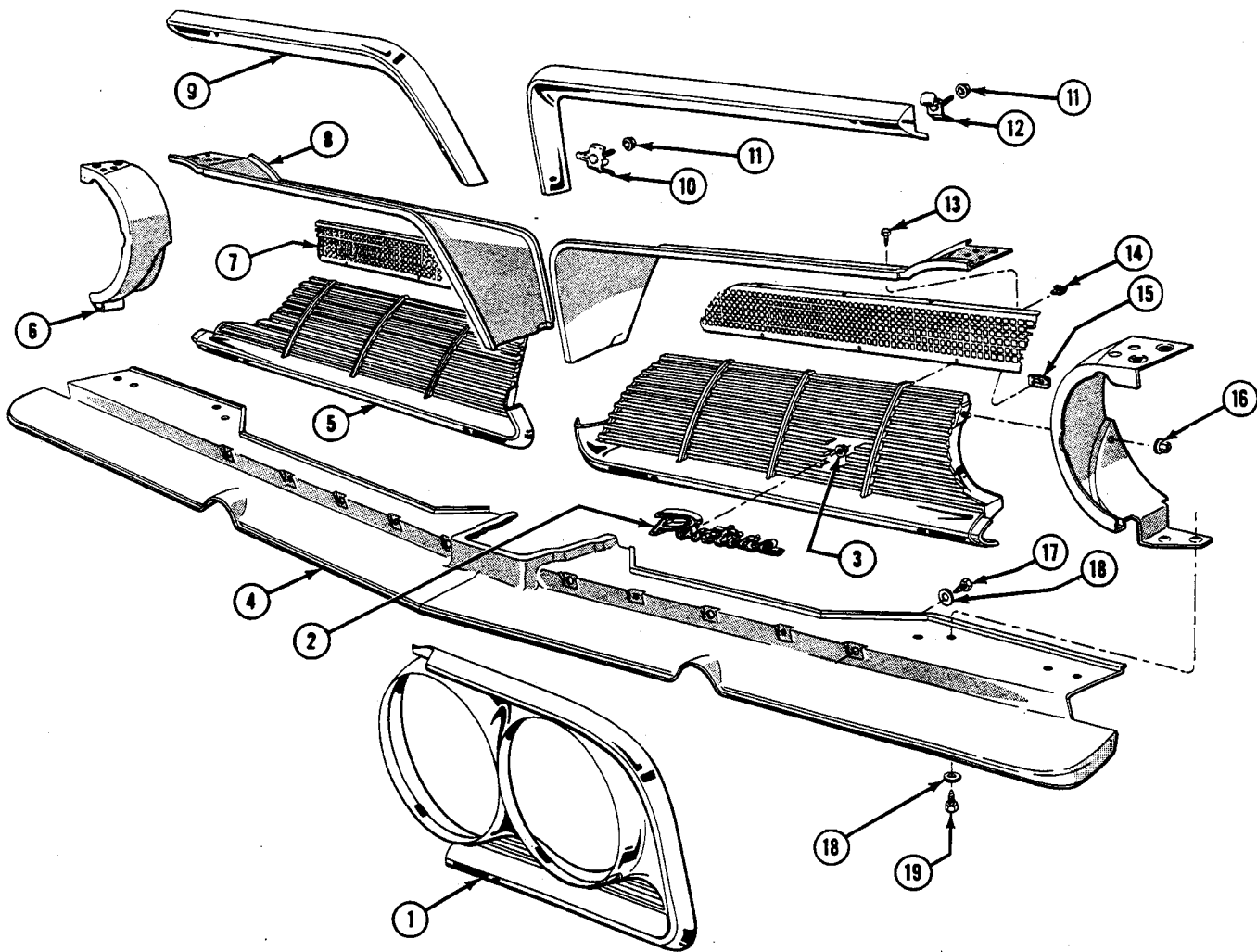
0.886 PLATE ASSY., CLUTCH DRIVEN

1961-62	T/4 S.T. (exc. taxi special order or trailer)		1	541460
1961-62	T/4 S.T. (taxi special order)		1	540520
1961-62	P/8 S.T. exc. H.D.		1	542489
1961-62	P/8-3 SPD.-S.T. (H.D.)		1	542834
1962	21 All S.T.-trailer (exc. taxi spec. ord.)		1	540520



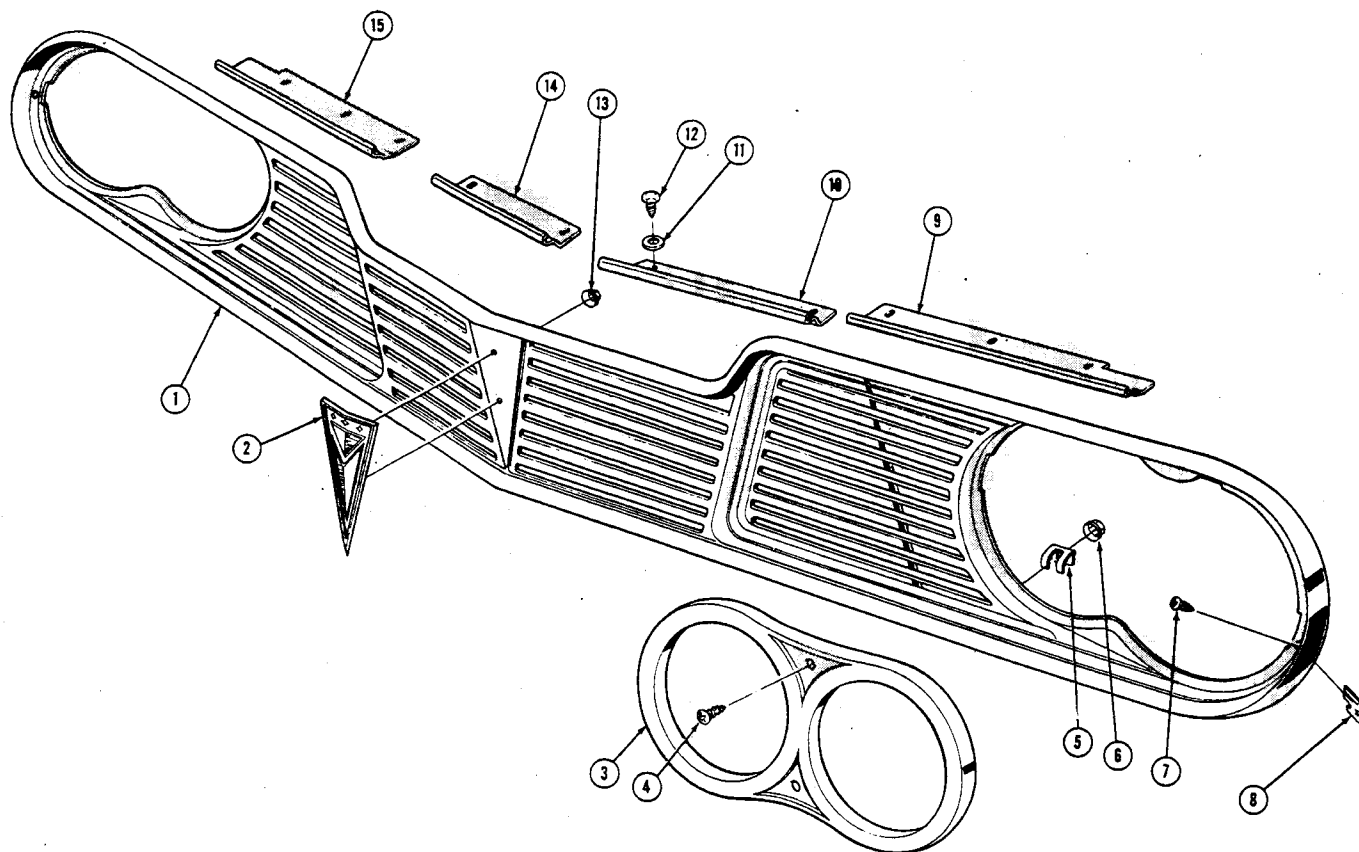
1961 RADIATOR GRILLE (TEMPEST SERIES)

KEY	PART NAME	GROUP NO.
1	GRILLE, Radiator—L.H.	1.266
2	PLATE, Radiator Grille Name	1.303
3	BEZEL, Headlamp	2.728
4	SCREW, Headlamp Bezel Retainer (#8-15 x 1/2")	8.977
5	CLIP, Radiator Grille to Lwr. Panel	1.269
6	SCREW, Grille to Fender—Oval Hd. Cr. Rec. Tap Chrome (#8-15 x 5/8")	8.977
7	NUT, Grille to Fender (#8-15)	8.921
8	NUT, Type "M" Stamped Spring	1.303
9	BRACKET, Radiator Grille—L.H.	1.266
10	WASHER, Radiator Grille Bracket—Flat (1/4")	8.929
11	SCREW, Radiator Grille Bracket (#14-10 x 3/4")	8.977



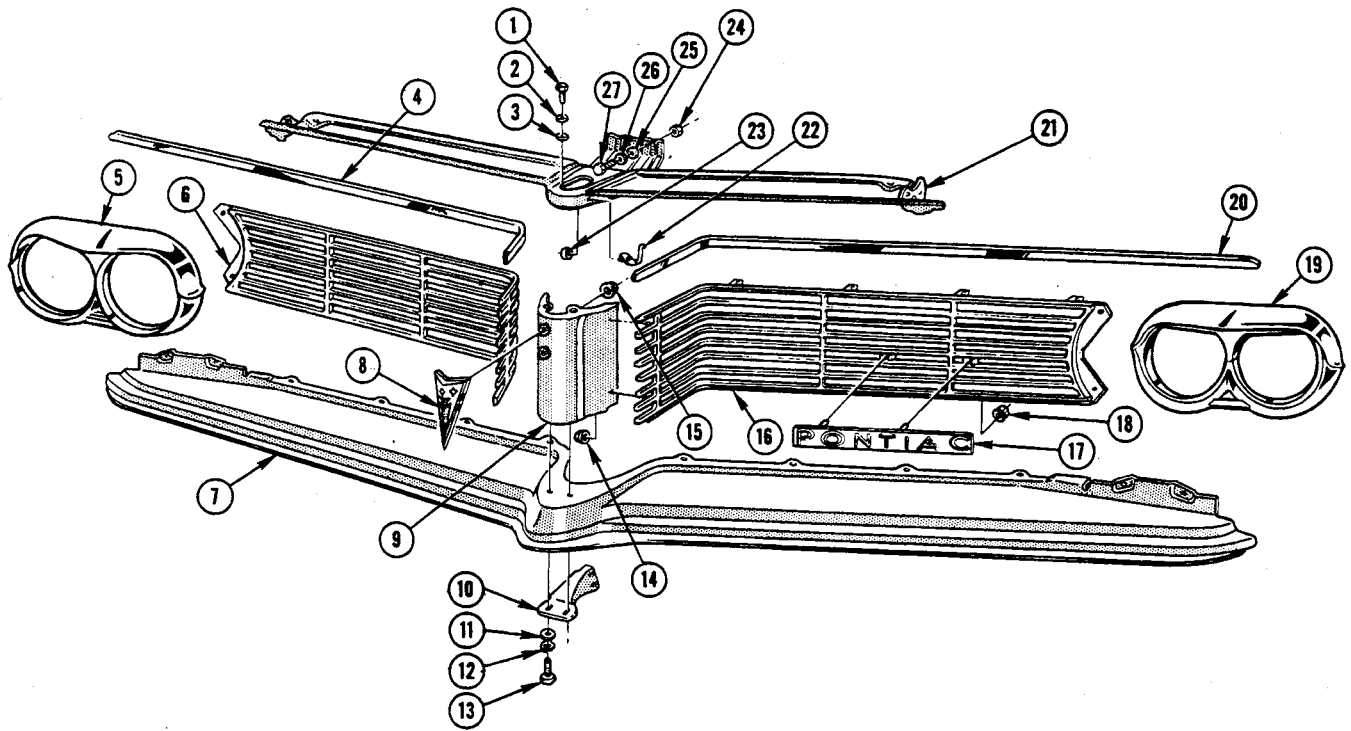
1961 RADIATOR GRILLE (EXC. TEMPEST SERIES)

KEY	PART NAME	GROUP NO.
1	DOOR, Headlamp	2.728
2	PLATE, Radiator Grille Name	1.303
3	NUT, Name Plate to Grille	1.303
4	PANEL, Radiator Grille Lower	1.266
5	GRILLE	1.266
6	PANEL ASS'Y, Radiator Grille—Outer	1.266
7	SCREEN, Radiator Grille Opening	1.266
8	PANEL, Radiator Grille Upper	1.266
9	MOULDING, Radiator Grille Upper	1.268
10	RETAINER ASS'Y, Rad. Grille Up. Mldg.—Inner	1.266
11	NUT—Upper Mldg. Retainer to Hood	1.269
12	RETAINER ASS'Y, Rad. Grille Upper Mldg.—Outer	1.266
13	SCREW, Upper Panel to Screen (8-15 x 3/8" Hex. Head)	8.977
14	NUT, Upper Panel to Screen (5/32")	1.269
15	NUT, Radiator Grille to Screen	1.269
16	NUT, Radiator Grille to Outer Panel	1.269
17	SCREW, Lower Panel to Grille (1/4"-20 x 1/2" Hex. Head)	8.977
18	WASHER, Flat—Small 1/4"	8.929
19	SCREW, Lower Panel to Panel Ass'y Outer (14-10 x 3/4" Hex. Head)	8.977



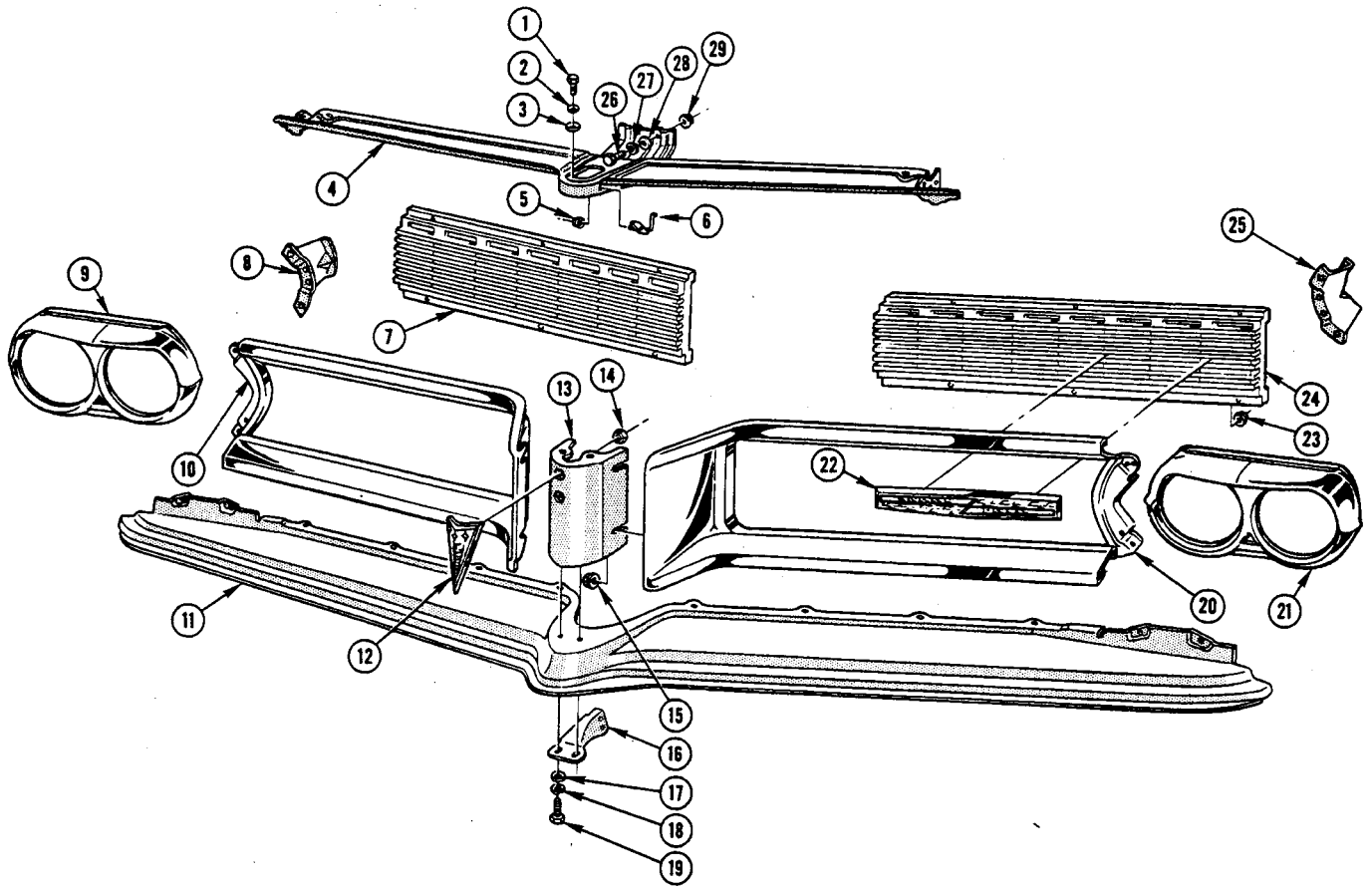
1962 RADIATOR GRILLE (TEMPEST SERIES)

KEY	PART NAME	GROUP NO.
1	GRILLE, Radiator.....	1.266
2	EMBLEM, Radiator Grille.....	1.303
3	BEZEL, Headlamp.....	2.728
4	SCREW, Headlamp Bezel Retainer (8-15 x 1/2").....	8.977
5	CLIP, Radiator Grille to Lower Panel.....	1.269
6	NUT, Stamped Spring Type.....	1.269
7	SCREW, Grille to Fender (8-15 x 5/8").....	8.977
8	NUT, Grille to Fender.....	1.269
9	RETAINER, Radiator Grille Upper-Outer.....	1.266
10	RETAINER, Radiator Grille Upper-Inner.....	1.266
11	WASHER, Radiator Grille Retainer (1/4").....	8.929
12	SCREW, Radiator Grille Retainer (14-10 x 3/4").....	8.977
13	NUT, Emblem Retaining.....	1.303
14	RETAINER, Radiator Grille Upper-Inner.....	1.266
15	RETAINER, Radiator Grille Upper-Outer.....	1.266



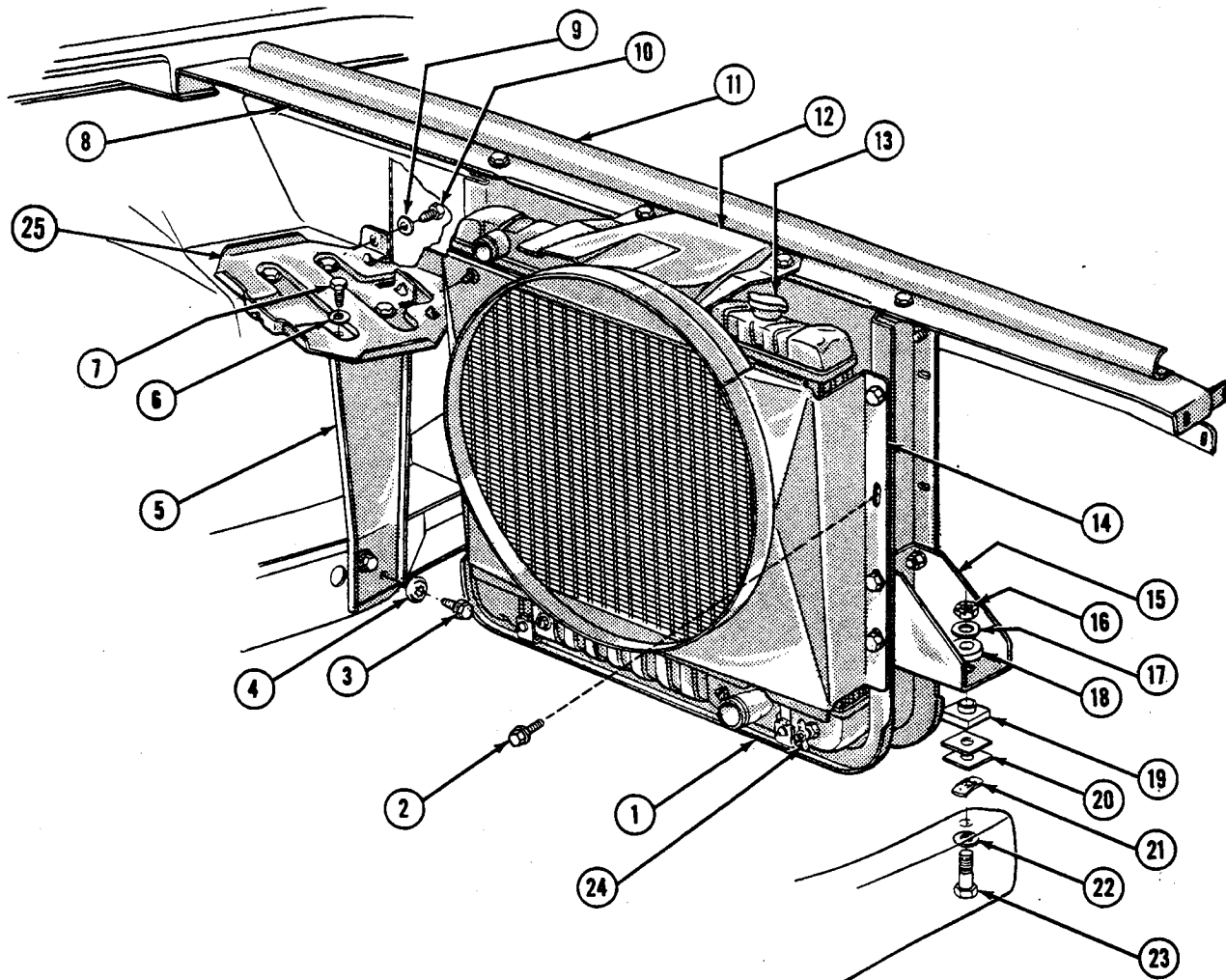
1962 PONTIAC RADIATOR GRILLE (EXC. 2947 CUSTOM)

KEY	PART NAME	GROUP NO.	KEY	PART NAME	GROUP NO.
1	SCREW, Radiator Grille Upper Panel to Center Panel (5/16"-18 x 7/8")	8.977	13	SCREW, Radiator Lower Panel to Center Panel (5/16"-18 x 7/8")	8.977
2	WASHER, Radiator Grille Center Panel to Upper Panel (3/8" Lock)	8.931	14	NUT, Radiator Grille to Center Panel (10-24)	8.921
3	WASHER, Radiator Grille Center Panel to Upper Panel (3/8")	1.269	15	NUT, Emblem to Center Panel	1.303
4	MOLDING, Radiator Grille—Upper	1.268	16	GRILLE, Radiator—L.H.	1.266
5	BEZEL, Headlamp—R.H.	2.728	17	PLATE, Radiator Grille Name	1.303
6	GRILLE, Radiator—R.H.	1.266	18	NUT, Name Plate to Grille	1.303
7	PANEL ASS'Y, Radiator Grille—Lower	1.266	19	BEZEL, Headlamp—L.H.	2.728
8	EMBLEM, Radiator Grille	1.303	20	MOLDING, Radiator Grille—Upper	1.268
9	PANEL ASS'Y, Radiator Grille—Center	1.266	21	PANEL ASS'Y, Radiator Grille—Upper	1.266
10	BRACE, Radiator Grille Lower Panel	1.268	22	RETAINER, Radiator Grille Midg	1.266
11	WASHER, Radiator Grille Center Panel to Lower Panel (3/8")	1.269	23	NUT, Grille Midg. Ret. to Grille Panel (10-24)	1.269
12	WASHER, Radiator Grille Center Panel to Lower Panel (3/8" Lock)	8.931	24	NUT, Hood Latch to Radiator (3/8"-16)	8.915
			25	WASHER, Hood Latch to Radiator (3/8")	8.929
			26	WASHER, Hood Latch to Radiator Support (3/8" Lock)	8.931
			27	SCREW, Hood Latch to Radiator Support (3/8"-16 x 1")	8.080



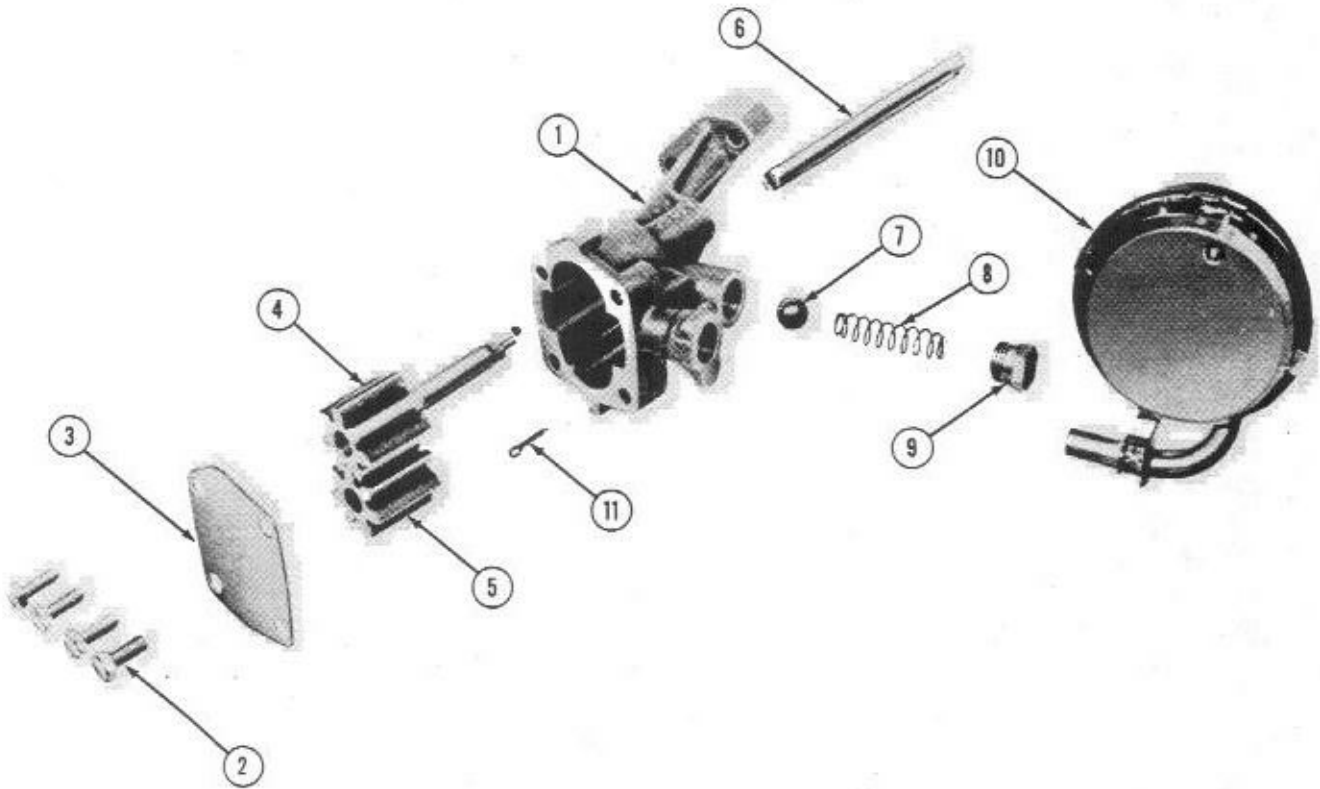
1962 PONTIAC RADIATOR GRILLE (2947 CUSTOM)

KEY	PART NAME	GROUP NO.	KEY	PART NAME	GROUP NO.
1	SCREW, Radiator Grille Upper Panel to Center Panel (5/16"-18 x 7/8")	8.977	16	BRACE, Radiator Grille Lower Panel	1.268
2	WASHER, Radiator Grille Center Panel to Upper Panel (3/8" Lock)	8.931	17	WASHER, Radiator Grille Center Panel to Lower Panel (3/8")	1.269
3	WASHER, Radiator Grille Center Panel to Upper Panel (3/8")	1.269	18	WASHER, Radiator Grille Center Panel to Lower Panel (3/8" Lock)	8.931
4	PANEL ASS'Y, Radiator Grille—Upper	1.266	19	SCREW, Radiator Lower Panel to Center Panel (5/16"-18 x 7/8")	8.977
5	NUT, Grille Mldg. Ret. to Grille Panel (10-24)	1.269	20	EXTENSION, Radiator Grille—L.H.	1.266
6	RETAINER, Radiator Grille Ext. to Center Panel	1.266	21	BEZEL & MOLDING ASS'Y, Headlamp—L.H.	2.728
7	GRILLE, Radiator—R.H.	1.266	22	PLATE, Radiator Grille Name	1.303
8	BRACKET, Headlamp Mounting—R.H.	N.S.	23	NUT, Name Plate to Grille	1.303
9	BEZEL & MOLDING ASS'Y, Headlamp—R.H.	2.728	24	GRILLE, Radiator—L.H.	1.266
10	EXTENSION, Radiator Grille—R.H.	1.266	25	BRACKET, Headlamp Mounting—L.H.	N.S.
11	PANEL ASS'Y, Radiator Grille—Lower	1.266	26	SCREW, Hood Latch to Radiator Supt. (3/8"-16 x 1")	8.080
12	EMBLEM, Radiator Grille	1.303	27	WASHER, Hood Latch to Radiator Supt. (3/8" Lock)	8.931
13	PANEL ASS'Y, Radiator Grille—Center	1.266	28	WASHER, Hood Latch to Radiator (3/8")	8.929
14	NUT, Emblem to Center Panel	1.303	29	NUT, Hood Latch to Radiator (3/8"-16)	8.915
15	NUT, Rad. Grille Ext. to Center Panel (10-24)	1.269			



RADIATOR AND SUPPORTS (EXC. TEMPEST SERIES)

KEY	PART NAME	GROUP NO.
1	RADIATOR ASS'Y.	1.219
2	SCREW, Shroud to Radiator Support	1.219
3	SCREW, Battery Tray Support to Frame (5/16"-18 x 3/4" Hex. Hd.)	8.977
4	WASHER, Battery Tray Support to Frame	8.155
5	SUPPORT, Battery Tray to Frame	2.333
6	WASHER, Battery Tray to Support (5/16")	8.929
7	SCREW, Battery Tray to support (20-9 x 3/4" Hex. Hd.)	8.977
8	BRACE ASS'Y, Radiator	8.155
9	WASHER, Battery Tray to Baffle (1 1/32" I.D. x 1 1/16" O.D.)	8.929
10	SCREW, Battery Tray to Baffle (20-9 x 3/4" Hex. Hd.)	8.977
11	SEAL, Hood to Radiator	1.274
12	SHIELD ASS'Y, Radiator	1.277
13	CAP ASS'Y, Radiator	1.203
14	SHROUD ASS'Y, Radiator (A.C., Police, Taxi, H.D. Rad. & 2890)	1.277
15	BRACKET, Radiator Support Mounting	1.274
16	NUT, Rad. Support Mtg. Brkt. (7/16"-20 Lock)	8.917
17	WASHER, Rad. Support Mtg. Brkt. (7/16")	8.929
18	INSULATOR, Rad. Support Mtg. Brkt. to Frame	1.270
19	INSULATOR ASS'Y, Rad. Support Mtg. Brkt. to Frame	1.270
20	SHIM, Rad. Support Mtg. Brkt.	1.270
21	NUT, Rad. Support Mtg. Brkt.—Spring Lock	N.L.
22	WASHER, Frame to Mtg. Brkt. (7/16" I.D. x 7/8" O.D.)	8.929
23	BOLT, Frame to Mtg. Brkt. (7/16"-20 x 2 1/2" Hex. Head)	8.900
24	COCK, Radiator Drain	1.229
25	TRAY, Battery	2.333



OIL PUMP ASSEMBLY (4 CYL. TEMPEST SERIES)

KEY	PART NAME	GROUP NO.
1	BODY, Oil Pump	1.653
2	BOLT, Oil Pump Cover to Body (5/16"-18 x 3/4")	8.900
3	COVER, Oil Pump	1.723
4	GEAR & SHAFT ASS'Y., Oil Pump Drive	1.639
5	GEAR, Oil Pump Driven	1.639
6	SHAFT, Oil Pump Drive	1.639
7	BALL, Oil Pressure Regulator (5/8" dia.)	8.899
8	SPRING, Oil Pressure Regulator	1.609
9	RETAINER, Oil Pressure Regulator Spring	1.609
10	SCREEN ASS'Y, Oil Pump	1.656
11	PIN, Oil Pump Screen Retainer (1/8" x 1 1/4" Cotter)	8.938

YEAR	MODEL	PART NAME	PART NO.	PER CAR	PART NO.
------	-------	-----------	----------	---------	----------

1.050 CLUTCH ASSY., ENGINE FAN

1961-62	All Circulaire A.C.	thermostatic controlled-fluid		1	540055
1961-62	All Circulaire A.C. . . (8.900)	BOLT, thermostatic controlled clutch to pump shaft flange (5/16"-24x3/4")		4	9408969

1.062 HUB-PULLEY, WATER PUMP AND FAN

1961-62	P/8-T/4	HUB		1	516100
1961-62	T/8			1	1307357
1961-62	P/8-T/4 exc. A.C.-P.S.	PULLEY, water pump and fan-single groove-exc. 60 amp. Alt. C. gen.		1	518066
1961-62	T/4 A.C. (6.655)	water pump, fan and accessory drive-double groove .		1	534583
1961-62	T/8	water pump and fan driven-double groove		1	539864
1961-62	P/8 A.C.	water pump, fan and accessory drive-double groove .		1	538547
1961-62	P/8 exc. P.S. (6.655)	water pump fan and accessory drive-double groove- w/60 amp. Alt. C. gen.		1	534583
1961-62	P/8 P.S. exc. A.C. . . (6.655)	water pump fan and accessory drive-double groove .		1	534583
1961-62	P/8 A.C.	fan belt idler-w/45 amp. extra low cut in Dir. C. gen. or 60 amp. Alt. C. gen.		1	538687

1.064 FAN, ENGINE

1961-62	T/4 exc. A.C., taxi or trailer .	4 blades		1	539131
1961-62	T/4 A.C.	7 blades		1	540962
1961-62	T/4 taxi & trailer exc. A.C. .	6 blades		1	539899
1961-62	T/8 exc. A.C.	4 blades		1	1196736
1961	T/8 A.C.	7 blades		1	535682
1961	P/8 exc. A.C.	4 blades		1	519834
1961	P/8 Circulaire A.C.	6 blades		1	540168
1961	P/8 Cool Pack A.C.	5 blades		1	530912
1961-62	P/8 Cool Pack A.C.	6 blades-field installed		1	534337
1962	P/8 exc. A.C. & 10 H.T.	4 blades		1	519834
1962	P/8 H.T. (10) exc. A.C.	4 blades		1	542621
1962	P/8 Circulaire A.C.	7 blades		1	542789
1962	T/8 A.C.	7 blades		1	543165
1962	P/8 trailer exc. A.C. & 10 H.T.	5 blades		1	530912
1961-62	P/8 exc. A.C.	SPACER, engine fan		1	535253
1961-62	T/8 A.C.			1	535683
1961	P/8 Cool Pack A.C.			1	530247
1961	P/8 exc. A.C. (8.900)	BOLT, engine fan attaching (5/16"-24x3-1/4")		4	128147
1962	P/8 exc. A.C.			4	189322
1961-62	T/4			4	9409084
1961-62	T/8 A.C. (8.900)			4	9408969
1961	P/8 Cool Pack A.C.			4	9410936
1961-62	P/8 Circulaire A.C. . (8.900)	fan to clutch assy. (5/16"-18x5/8")		4	9412101

1.066 BELT, WATER PUMP, FAN AND ACCESSORY DRIVE

1961-62	T/4 S.S.	water pump and fan-w/30 amp. gen.		1	539130
1961-62	T/4 exc. P.S.	water pump fan and generator-w/35 amp. Dir. C. low cut in gen.		1	540383
1961-62	T/4 P.S.	water pump, fan and power strg.		1	539208
1961-62	P/8 exc. A.C.	water pump and fan-exc. 60 amp. Alt. C. or low cut in gen.		1	538548
1961	P/8 A.C.	water pump, fan and generator - exc. 60 amp. Alt. C. or low cut in gen.		1	537607
1961-62	P/8 A.C. exc. P.S.	water pump, fan and idler pulley - exc. 60 amp. Alt. C. or low cut in gen.		1	538683

1961-62	P/8 exc. A.C.	water pump, fan and gen. drive-w/45 amp. extra low cut in Dir. C. gen.	1	538792
1961-62	P/8 A.C.	water pump, fan and idler pulley	1	538683
1961-62	P/8 A.C.-P.S.	water pump, fan strg. pump and idler pulley-w/45 amp. extra low cut in gen. or 60 amp. Alt. C. gen.	1	538548
1961	T/4 A.C.	compressor drive w/5 cyl. comp.	1	539247
1961-62	T/4 A.C.	compressor drive w/6 cyl. comp.	1	541566
1961	T/8 A.C.	compressor drive-w/5 cyl. comp.	1	537607
1961-62	P/8-Circulaire-A.C.	compressor drive	1	537097
1961-62	T/8	fan and generator	1	1196920
1961-62	P/8 exc. A.C.-P.S.	fan and generator drive-w/60 amp. Alt. C. gen.	1	532674
1961-62	P/8 A.C.	gen. drive-w/45 amp. extra low cut in Dir. C. gen.	1	538791
1961-62	P/8 A.C.	gen. drive-w/60 amp. Alt. C. gen.	1	540123
1961-62	T/8 P.S.	power strg. pump	1	1196920
1961-62	P/8 P.S.	power strg. pump and gen. drive-w/60 amp. Alt. C. gen.	1	537347
1961-62	T/8 A.C.	compressor drive	1	539860
1961-62	P/8 Circulaire A.C.	water pump-fan and gen.-w/6 cyl. comp., exc. 60 amp. Alt. C. or low cut in gen.	1	541552
1961-62	P/8 Circulaire A.C., 3/2 B.C.	water pump-fan and gen.-w/6 cyl. comp., exc. 60 amp. Alt. C. or low cut in gen.	1	542512
1962	P/8 Cool Pack A.C.	comp. drive-w/6 cyl. comp.	1	537327

1.069 PUMP ASSY., WATER

1961-62	T/4	w/gasket	1	540071
1961-62	P/8	w/gasket	1	540069
1961-62	T/8	1	1389457
1961-62	T/8	BOLT, water pump cover to timing chain cover	5	1195617

1.070 CAP, HEATER INLET HOSE

1961-62	T/8	exc. heater	1	1191141
---------	---------------	-----------------------	---	---------

1.073 STUD, WATER PUMP TO TIMING CHAIN COVER

1961-62	P/8-T/4 (5/16"-18x5/16"-24x1-1/8")	4	538329
1962	T/8 (1.070)	CAP, heater water hose nipple-exc. heater	1	1191141

1.079 GASKET, WATER PUMP TO TIMING CHAIN COVER

1961-62	P/8-T/4	1	541180
1961-62	T/8	water pump cover	1	1193872

1.150 SWITCH, ENGINE WATER THERMOGAUGE

1961	T/4	243°	1	1993513
1961	P/8 S.T.	248°	1	1998746
1961	P/8 H.T.-A.C., taxi, police, H.D.C., hvy. duty rad.	248°	1	1998746
1961	P/8 H.T. exc. A.C. taxi, police, H.D.C., hvy. duty rad. & 425E	242°	1	1993521
1961	T/8	248°	1	1993518
1962	T/4	248°	1	1993518
1962	T/8	248°	1	1993582
1962	P/8	248°	1	1998746

1.153 FITTING, WATER INLET AND OUTLET

1961-62	T/4	intake manifold water outlet	1	539366
1961-62	T/8	intake manifold water outlet	1	1194041
1961-62	P/8 2 B.C.-4 B.C.	intake manifold water outlet	1	538440
1961-62	P/8 3/2 B.C.	intake manifold water outlet	1	538568
1961-62	T/8	BOLT, outlet fitting to intake manifold	2	1193499
1961-62	P/8-T/4 (8,900)	intake manifold water outlet (3/8"-16x1")	2	180122

1.154 GASKET, INTAKE MANIFOLD WATER OUTLET FITTING

1961-62	T/4		1	537713
1961-62	T/8		1	1194629
1961-62	P/8		1	537712

1.159 HOSE, RADIATOR

1961-62	T/4	inlet to intake manifold (1-1/2" LD. x 14" dev. lgth.)	1	540937
1961-62	T/8	inlet to intake manifold (1-1/2" LD. x 13-1/4" dev. lgth.)	1	539689
1961-62	P/8 2 B.C.-4 B.C.	inlet to intake manifold (1-3/4" LD. x 16-1/4" dev. lgth.)	1	538818
1961-62	P/8 3/2 B.C.	inlet to intake manifold (1-3/4" LD. x 15" dev. lgth.)	1	538821
1961-62	T/4	outlet to pump (1-3/4" LD. x 15-1/2" dev. lgth.)	1	540938
1961-62	T/8	outlet to pump (1-1/2" LD. x 14-1/2" dev. lgth.)	1	539690
1961-62	P/8	outlet to pump (1-3/4" LD. x 16-1/4" dev. lgth.)	1	538819
1961-62	T/8	thermostat by-pass (5/8" LD. x 3-27/32")	1	1195030

1.160 SPRING, RADIATOR OUTLET HOSE

1961-62	T/4	w/539454 hose	1	539456
1961-62	T/8		1	1193179
1961-62	P/8		1	538820

1.166 CLAMP, RADIATOR HOSE

1961-62	All	inlet or outlet (1-1/2" to 2-3/4" dia.)	AR	3692864
		CLAMP (see Group 4.931 for use)		111603
		CLAMP (see Group 3.163 for use)		272843
		CLAMP (see Group 8.846 for use)		272852

1.203 CAP, RADIATOR FILLER

1961	All	13 lb. pressure	1	850800
1961-62	All	15 lb. pressure	1	861050

1.219 RADIATOR ASSEMBLY

1961	T/8 A.C.	w/overflow tube & clips (2" thick core)	1	3151154
1961	P/8 A.C. taxi, police & H.D.C. & Hvy. duty Rad.	w/overflow tube & clips	1	3151056
1961-62	T/4 exc. A.C.	w/overflow tube & clips (1-1/4" thick core)	1	3150951
1961-62	T/4 A.C.	w/overflow tube & clips (2" thick core)	1	3150952
1961-62	T/8 exc. A.C.	w/overflow tube & clips (1-1/4" thick core)	1	3151153
1961-62	P/8 exc. A.C., 2947 Custom, taxi, police & H.D.C.	w/overflow tube & clips (2" thick core)	1	3151053

1962	T/8 A.C.	w/overflow tubes & clips	1	3154356
1962	P/8 A.C. exc. H.D.C. or Hvy. duty Rad.	w/overflow tube & clips	1	3154257
1962	2947	w/overflow tube & clips	1	3154257
1962	P/8 taxi, police, H.D.C. & Hvy. Duty Rad.	w/overflow tube & clips	1	3151056
1961-62	All	SCREW, rad. to rad. support . (5/16"-18x3/4" w/face)	AR	533971

1.229 DRAIN COCK, RADIATOR

1961-62	All (8.951) (1/4" pipe thread)	1	455883
---------	-----------------------	------------------------------	---	--------

1.240 TUBE, RADIATOR OVERFLOW

1961-62	All (3/4" O.D. x 23-3/4")	1	534521
1961-62	All	CLIP, overflow tube	2	3149974

1.246 THERMOSTAT, CYLINDER HEAD WATER OUTLET

1961	P/8-T/4 (170 degree)	1	3148225
1961-62	P/8-T/4 (180 degree)	1	3149016
1961-62	T/8 (170 degree)	1	1199784
1961-62	T/8 (180 degree)	1	1164290

1.266 GRILLE, RADIATOR

1961	21 All	539118 RH	539119 LH
1961	All exc. 21	538534 RH	538535 LH
1962	21 All		1 541051
1962	All exc. 21 & 2947 Custom	541062 RH	541063 LH
1962	2947 Custom		2 542565
1961	21 All	PANEL, radiator grille Lower		1 539389
1961	All exc. 21 Upper	538380 RH	538381 LH
1961	All exc. 21 Lower		1 538386
1961	All exc. 21 Outer	538447 RH	538448 LH
1962	21 All Lower		1 541033
1962	All exc. 21 & 2947 Custom Upper		1 541221
1962	All exc. 21 & 2947 Custom Center		1 541306
1962	All exc. 21 Lower		1 541307
1962	2947 Custom Upper		1 542546
1962	2947 Custom Center		1 542620
1961	All exc. 21	SCREEN, rad. grille opening	538963 RH	538964 LH
1961	21 All	BRACKET, rad. grille to fender cross brace	539714 RH	539715 LH
1961-62	21 All	rad. grille lower panel mtg.		1 539532
1962	2947 Custom	headlamp mtg.		2 543026
1961-62	21 All A.C.	EXTENSION, rad. grille lower panel		1 539748
1962	2947 Custom	542610 RH	542611 LH
1961-62	All exc. 21 (8.148)	NUT, rad. grille to panel . Upper and outer (No. 10-24)	AR	446059
1961	All exc. 21	RETAINER, rad. grille upper molding Inner	4	537365
1961	All exc. 21	rad. grille upper molding Outer	8	537366
1962	21 All	rad. grille upper Inner	2	541074
1962	21 All Outer	541069 RH	541070 LH
1962	All exc. 21 & 2947 Custom	rad. grille upper mldg. to panel	2	542586
1962	All exc. 21 & 2947 Custom	rad. grille mldg.	10	541697
1962	2947 Custom	rad. center grille panel to extension	2	542627

1962	2947 Custom	rad. grille extension	Inner	2	542616
1962	2947 Custom	rad. grille extension	Center	2	542617
1962	2947 Custom	rad. grille extension	Outer	2	542618

1.268 MOLDING, RADIATOR GRILLE

1961	All exc. 21	Upper	538741 RH	538742 LH
1962	All exc. 21 & 2947 Custom		541462 RH	541463 LH
1962	All exc. 21	BRACE, rad. grille lower panel		1 541220
1962	21 All			1 541256

1.269 CLIP-NUT-WASHER, RADIATOR GRILLE

1961	21 All	CLIP, rad. grille to lower panel		4	539846
1962	21 All			4	541700
1961-62	21 All (8.921)	NUT, rad. grille to fender spring type (No. 8-15 "J" shape)		2	446754
1961	All exc. 21 (8.921)	rad. grille screen to grille push on type (5/32")		6	445202
1961-62	All exc. 21 (8.921)	rad. grille mldg. ret. to hood (No. 10-24)		12	441239
1961	21 All (8.921)	rad. grille lower panel to fender (No. 14-10 spring)	AR		447026
1962	21 All (8.921)	rad. grille to lower panel (No. 10-24 spring)		4	9413579
1962	21 All (7.800)	rad. grille lower panel-nylon retainer	AR		577499
1962	2947 Custom	rad. grille to ext. assy.-spring		12	542893
1961-62	21 All (8.977)	SCREW, rad. baffle to cross brace & grille (No. 14-10 x 3/4")	AR		9416677
1961-62	All exc. 21 (8.977)	rad. grille upper and lower panel to fender (5/16"-18x7/8")	AR		9411835
1962	All exc. 21 (8.977)	rad. grille center panel to upper and lower grille		4	9411835
1962	All exc. 21 (8.977)	rad. grille upper panel to fender (No. 10-12x3/4")		2	168593
1962	2947 Custom (8.977)	rad. grille to ext. (No. 10-12x5/8")		12	451625
1961-62	21 All (8.929)	WASHER, rad. grille bracket to fender brace (9/32" LD. x 5/8" O.D.)		6	9416678
1961	21 All	rad. grille bracket to hood latch		2	541181
1962	21 All (8.929)	rad. grille panel ext. to body (9/32" LD. x 5/8" O.D.)		2	9416678
1962	All exc. 21 (8.929)	rad. grille center panel to upper & lower panels (3/8" LD. x 3/4" O.D.)		4	446548
1962	All exc. 21 (8.155)	rad. grille lower panel to fender		2	533842

1.270 SUPPORT ASSY., RADIATOR

1961	All exc. 21, 2367, 2867 & H.D.C.	with baffle and seals		1	537113
1961	2367, 2867 & H.D.C.	with baffle and seals		1	537112
1962	All exc. 21	with baffle and seals		1	541207
1961	2367, 2867 & H.D.C.	BOLT, rad. supt. to frame (7/16"-14x2")		1	535874
1961	2367, 2867 & H.D.C.	CUSHION, rad. supt. mtg.		2	535761
1961-62	21 All	INSULATOR, rad. support mtg. bracket	Upper	1	539476
1961-62	21 All	rad. support bracket	Lower	2	539477
1961-62	All exc. 21	rad. support mtg. bracket		3	539476
1961-62	All exc. 21 (9.023)	rad. support mtg. bracket to frame-rubber		2	538823
1961-62	All exc. 21 (9.023)	rad. support mtg. bracket to frame-rubber and steel		2	538826
1961	2367, 2867 & H.D.C.	RETAINER, rad. supt. mtg. cushion		2	535759
1961-62	T/4-T/8	SHIM, rad. mtg. upper brkt.		1	539893
1961-62	All exc. 21, 2367, 2867 & H.D.C. (9.023)	rad. supt. brkt. to frame (.060")	AR		530117
1961	2367, 2867 & H.D.C.	rad. supt. to frame (.060")	AR		533010
1961-62	All exc. 21, 2367, 2867 & H.D.C. (9.023)	rad. supt. brkt. to frame (.120")	AR		530119
1962	All exc. 21	rad. supt. fender brace to fender (.030)	AR		541411
1962	All exc. 21	rad. supt. fender brace to fender (.060)	AR		541410

1962	All exc. 21	rad. supt. fender brace to fender	(.120)	AR	539893
1962	All exc. 21	grille panel to fender brace	(.120)	AR	539893
1962	21 All (8.143)	rad. baffle to body	(.125)	AR	530362
1961	2367, 2867 & H.D.C.	SPACER, rad. supt. cushion		1	535760

1.272 BAFFLE ASSY., RADIATOR

1961	21 All		539436	RH	539437	LH
1962	21 All		542421	RH	542422	LH
1961-62	21 All (8.143)	BOLT, rad. baffle assy. to body	(3/8"-16x1-1/4")	2	9412037	
1961-62	21 All (8.016)	WASHER, rad. baffle assy. to body		2	531448	

1.274 APRON, RADIATOR SPLASH

1961	All exc. 21			1	538039	
1961-62	All exc. 21	BRACKET, radiator mtg.	Lower	2	538699	
1961-62	All exc. 21, 2367, 2867 & H.D.C.	rad. support mtg.		2	538735	
1961-62	21 All	rad. support.	Lower	2	539490	
1961-62	P/8 A.C. taxi, Police, H.D.C., hvy. duty rad. & trailer	FASTENER, rad. supt. to fender brace seal		AR	533516	
1961-62	All exc. A.C., taxi, police & hvy. duty rad.	FILLER, rad. support to rad.-steel		2	537033	
1961-62	All A.C. exc. 21	RETAINER, rad. baffle frt. bumper outer seal		2	537557	
1961	All A.C. exc. 21	rad. support to rad. inner seal		1	540035	
1961-62	All A.C., taxi, police, H.D.C. & heavy duty rod. exc. 21	rad. supt. fender brace to rad. seal		1	537985	
1961-62	All Circulaire A.C. exc. 21	rad. splash apron frt. bumper seal		1	537573	
1961-62	T/4 A.C.	frt. cross rail to rad. inner seal		1	540497	
1962	All Circulaire A.C.	rad. support to rad. inner seal		1	540035	
1961	All exc. 21	SEAL, rad. baffle to fender	Upper	2	538730	
1961	All exc. 21		Lower	2	538731	
1961	All A.C. exc. 21	rad. baffle frt. bumper	Inner	1	537901	
1961-62	All A.C. exc. 21	rad. baffle frt. bumper	Outer	2	537388	
1961	All A.C. exc. 21	rad. splash apron frt. bumper		1	537576	
1961-62	All A.C. exc. 21	rad. support to rad.	Inner	1	540000	
1961	All A.C. taxi, police, H.D.C. & hvy. duty rad. exc. 21	rad. supt. fender brace		1	537596	
1961-62	All A.C. taxi, police, H.D.C. & hvy. duty rad. exc. 21	rad. supt. fender brace to rad.		1	537986	
1961-62	T/4 A.C.	frt. cross rail to rad.	Inner	1	540387	
1961-62	T/4 A.C.	frt. cross rail to rad.	540496	RH	540388	LH
1962	All exc. 21	rad. baffle to fender	Upper	2	541222	
1962	All exc. 21	rad. baffle to fender	Lower	2	541223	
1962	All Circulaire A.C.	rad. baffle frt. bumper	Inner	2	541484	
1962	All Circulaire A.C.	rad. splash apron frt. bumper		1	541479	
1962	All Circulaire A.C. & trailer	rad. supt. fender brace		1	541573	
1961-62	All A.C. exc. 21 (8.977)	SCREW, rad. and front bumper seal ret.		AR	188754	
1961-62	All A.C. exc. 21 (8.977)	rad. baffle front bumper outer seal ret.		2	188754	
1961	All A.C. exc. 21	SHIELD ASSY., rad. support to rad.	540075	RH	540076	LH
1962	All Circulaire A.C.	rad. support to rad.	540075	RH	540076	LH
1961	All exc. 21, 2367, 2867 & H.D.C.	WASHER, rad. supt. mtg. brkt. to frame		2	1164547	
1961-62	All exc. 2367, 2867 & H.D.C.	rad. supt. brkt. to rad. supt.		4	537902	
1961	All Circulaire A.C. (9.649)	rad. splash apron frt. bumper intermediate seal		12	533863	
1962	All exc. 21	rad. supt. mtg. brkt. to frame		2	1164547	

1.276 SCREW, RADIATOR BAFFLE

1961	21 All (8.977)	fan shield to cross brace	(No. 14-10 x 3/4")	3	9416677	
1962	21 All (8.921)	NUT, rad. baffle to body	(No. 14-10)	12	447026	
1961-62	21 All (8.929)	WASHER, fan shield to cross brace		3	9416678	

1.277 SHROUD, RADIATOR FAN

1961-62	T/4 A.C.		1	539925
1961-62	P/8 A.C., taxi, police, H.D.C., hvy. duty rad. & trailer		1	538585
1962	T/8 A.C.	SHROUD AND SEALS ASSY., radiator fan	1	535821
1962	T/8 A.C.	SEAL, fan shroud 535819 RH		535820 LH
1961-62	21 All	SHIELD, rad. fan top	1	539550
1961-62	P/8 exc. A.C., taxi, police, H.D.C., heavy duty rad. & 21		1	538799
1961-62	All A.C., taxi, police, H.D.C., heavy duty rad. exc. 21		1	537170

1.303 PLATE, RADIATOR GRILLE NAME

1961	21 All	PONTIAC	1	540455
1961	23, 26 All	PONTIAC	1	538852
1961	27-28 All	BONNEVILLE	1	538779
1962	23, 26 All	PONTIAC	1	541688
1962	27, 28 All	BONNEVILLE	1	541814
1962	2947 Custom	GRAND PRIX	1	4864600
1962	21 All	EMBLEM, rad. grille	1	541130
1962	All exc. 21		1	541228
1961-62	All	NUT, rad. grille name plate or emblem to grille	AR	540019
1962	2947 Custom	SPACER, rad. grille name plate	2	542771

1.426 PAN, OIL

1961-62	P/8-T/4		1	538286
1961-62	T/8		1	539886
1961-62	P/8-T/4	BOLT, oil pan and hsg. cover shield to cyl. block	2	539587
1961-62	P/8-T/4	oil pan to cyl. block (5/16"-18x1/2" w/face)	14	504256
1961-62	T/8	SCREW AND WASHER ASSY., engine oil pan to block	16	1199924

1.429 GASKET PKG., OIL PAN

1961-62	P/8-T/4		1	540262
1961-62	T/8	GASKET	1	1193807

1.430 BAFFLE, ENGINE OIL

1961-62	P/8-T/4		1	538285
---------	-------------------	--	---	--------

1.453 SCREW, OIL PAN DRAIN

1961-62	All	less gasket	1	529752
1961-62	T/8	PLUG PKG., crankcase oil drain	1	1388478

1.456 GASKET, OIL PAN DRAIN SCREW

1961-62	All		1	513975
---------	---------------	--	---	--------

1.516 INDICATOR, OIL LEVEL

1961-62	T/4 exc. A.C.		1	539429
1961	T/4 A.C.	w/5 cyl. compressor	1	540703

1962	T/4 A.C.		1	541414
1961-62	T/8		1	539889
1961-62	P/8 exc. A.C.		1	538506
1961	P/8 A.C.	w/5 cyl. comp.	1	538314
1961-62	P/8 Circulaire A.C.	INDICATOR AND TUBE PKG., oil level-w/6 cyl. comp.	1	543255
1961-62	T/4	TUBE, oil lever indicator	1	523707
1961	T/4 A.C.	oil level indicator extension-w/5 cyl. comp.	1	540704
1962	T/4 A.C.		1	541415
1961-62	P/8-T/4	cyl. block to baffle	1	532780
1961-62	P/8 exc. A.C.	oil level indicator-w/5 cyl. comp.	Upper	1 538315
1961-62	P/8	oil level indicator	Lower	1 518117

1.531 GASKET, OIL PUMP SUCTION PIPE FLANGE

1961-62	T/8		1	1193862
---------	-----	--	---	---------

1.609 OIL PRESSURE REGULATOR PARTS

1961-62	P/8-T/4	(8.899)	BALL, oil pressure reg.	(5/8" dia.)	1	147495
1961-62	T/8		CAP, oil pressure reg. valve		1	1194360
1961-62	T/8		GASKET, oil pressure relief valve		1	1196898
1961-62	P/8-T/4		SPRING, oil pressure reg.		1	518268
1961-62	T/8		oil pressure valve		1	1193162
1961-62	P/8-T/4		RETAINER, regulator spring		1	523478
1961-62	T/8		VALVE, oil pressure relief		1	1199080

1.639 GEAR-SHAFT-PIN, OIL PUMP DRIVE AND DRIVEN

1961-62	T/8		GEAR AND SHAFT ASSY., oil pump drive		1	1194185
1961-62	T/8		GEAR, oil pump driven		1	1169917
1961-62	T/8		KIT, oil pump overhaul		1	1389346
1961-62	P/8-T/4		GEAR AND SHAFT PKG., oil pump drive		1	534589
1961-62	P/8-T/4		SHAFT, oil pump drive		1	518022
1961-62	P/8-T/4		oil pump driven gear		1	523476
1961-62	T/8		PIN, oil pump idler gear		1	1193214

1.652 PUMP ASSEMBLY, OIL

1961	P/8-T/4		1	538309
1962	P/8-T/4		1	543781

1.653 BODY, OIL PUMP

1961	P/8-T/4		1	538310
1962	P/8-T/4		1	543782

1.655 GASKET, OIL PUMP TO BLOCK

1961-62	P/8-T/4		1	532001
---------	---------	--	---	--------

1.656 SCREEN, OIL PUMP

1961-62	P/8-T/4		1	516085
1961-62	T/8		1	1193859
1961-62	T/8	HOUSING, PIPE & FLANGE ASSY., oil screen	1	539890

1.657 STRAINER ASSY., OIL PUMP
 1961-62 T/8 1 1347577

1.723 COVER, OIL PUMP BODY
 1961-62 P/8-T/4 1 523477
 1961-62 T/8 1 1347578
 1961-62 T/8 SCREW AND WASHER, cover to timing chain
 cover (1/4"-20x1-1/2") 1 1164644
 1961-62 T/8 (1/4"-20x1") 5 1196730

1.724 GASKET, OIL PUMP COVER
 1961 T/8 1 1194325

1.758 CAP, OIL FILLER
 1961 All with std. air cleaner (Type FB-7) AR 1552232
 1962 All (Type FB-7) AR 1552232

1.762 KIT, POSITIVE CRANKCASE VENTILATOR
 1961-62 T/4 1 B.C. KIT, pos. crankcase vent 1 5647265
 1961 T/4 4 B.C. 1 5647418
 1961 T/8 1 5647266
 1961-62 P/8 2 B.C. 1 5647263
 1961 P/8 3/2 B.C. 1 5646237
 1961-62 P/8 4 B.C. 1 5647458
 1962 T/4 4 B.C. 1 5649170
 1962 T/8 1 5649505
 1961 T/4 PIPE, crankcase vent. outlet 1 540961
 1961 T/8 crankcase vent. outlet-exc. positive crankcase
 vent. kit 1 537502
 1961-62 P/8 crankcase vent. outlet 1 538524
 1962 T/4 crankcase vent. outlet 1 542246
 1962 T/8 crankcase vent. outlet 1 541663
 1961-62 T/8 TUBE, rocker arm cover to pos. crankcase
 vent outlet valve 1 537992
 1962 T/8 crankcase vent. outlet valve to carb. spacer 1 542831
 1961-62 All HOSE, pos. crankcase vent outlet (29" long) AR 5646422
 1961 All (3.201) pos. crankcase vent. connector to fitting and elbow . AR 539503
 1961 T/8 pos. crankcase vent outlet valve to adapter 1 537991
 1962 T/8 (4.931) pos. crankcase vent outlet valve to tube 1 537371

1.763 BRACKET, CRANKCASE VENTILATOR OUTLET PIPE
 1961 T/4 Upper 1 538523
 1961 T/4 exc. positive crankcase vent. kit Lower 1 539752
 1961 P/8 1 538523
 1961-62 P/8 4 B.C.-exc. A.C. pos. crankcase vent. hose supt. to
 manifold Front 1 537534
 1961 T/4 pos. crankcase vent hose supt. to manifold 1 537534
 1962 P/8 2 B.C.-4 B.C. 1 538523
 1962 T/4 crankcase vent. outlet pipe Upper 1 542243
 1962 T/4 crankcase vent. outlet pipe Lower 1 542244
 1961-62 P/8 BRACKET PKG., pos. crankcase vent hose (type CV-296) 1 5646419
 1962 T/8 pos. crankcase vent. tube 1 542829

1.764 ADAPTER-SPACER-VALVE, POSITIVE CRANKCASE VENT

1961	T/8 2 B.C.	ADAPTER, pos. crankcase vent. carb. to manifold . . .	1	1164541
1961-62	P/8 3/2 B.C.	SPACER PKG., pos. crankcase vent. . . . (type CV-331)	2	5646481
1961-62	P/8 3/2 B.C.	(type CV-332) Center	1	5646482
1961-62	T/4-4 B.C.	CONNECTOR, pos. crankcase vent. hose	1	537505
1961	P/8 2 B.C.-4 B.C.	1	537505
1962	P/8	1	537505
1961	T/4 4 B.C. (3.900)	ELBOW, pos. crankcase vent hose to manifold	1	539479
1961-62	T/4 4 B.C.	FITTING, pos. crankcase vent. hose to manifold	1	539455
1961-62	T/4-1 B.C. exc. A.C. . (3.163)	1	530664
1961-62	P/8	2	539455
1961-62	T/4	VALVE PKG., pos. crankcase vent outlet (type CV-486)	1	5647362
1961-62	T/8	(type CV-478)	1	5647361
1961-62	P/8	(type CV-273)	1	5646286

1.773 SEAL, CRANKCASE VENTILATOR OUTLET PIPE

1961	P/8-T/4	1	522232
1962	All exc. 3/2 B.C.	1	522232
1961	T/4	GROMMET, pos. crankcase vent. outlet	1	542245
1961-62	T/8	pos. crankcase vent. outlet	1	1164539
1961-62	P/8-T/4	GROMMET PKG., pos. crankcase vent outlet (type CV-295)	1	5646418

1.800 SWITCH ASSY., ENGINE OIL PRESSURE

1961-62	All	1	534598
1961-62	T/8	WIRE ASSY., oil pressure switch	1	2978693

1.835 FILTER ASSY., OIL

1961-62	All	(A.C. type PM-502)	1	5575870
---------	---------------	------------------------------	---	---------

1.836 ELEMENT PKG., OIL FILTER

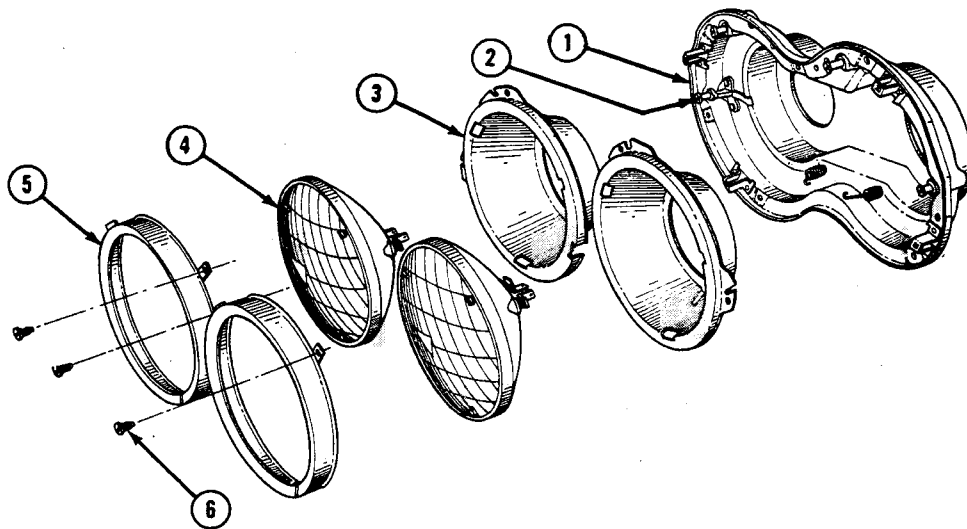
1961-62	All	(A.C. type PF-5) disposable type	1	5575198
---------	---------------	--	---	---------

1.837 OIL FILTER PARTS

1961-62	T/8	CAP, oil filter by-pass valve	1	1196784
1961-62	T/4	COVER, oil filter pad-less filter	1	518166
1961-62	T/8 (1.609)	GASKET, oil filter by-pass valve	1	1196898
1961-62	T/8	SPRING, oil filter by-pass valve	1	1194362
1961-62	T/8	VALVE, oil filter by-pass	1	1185923

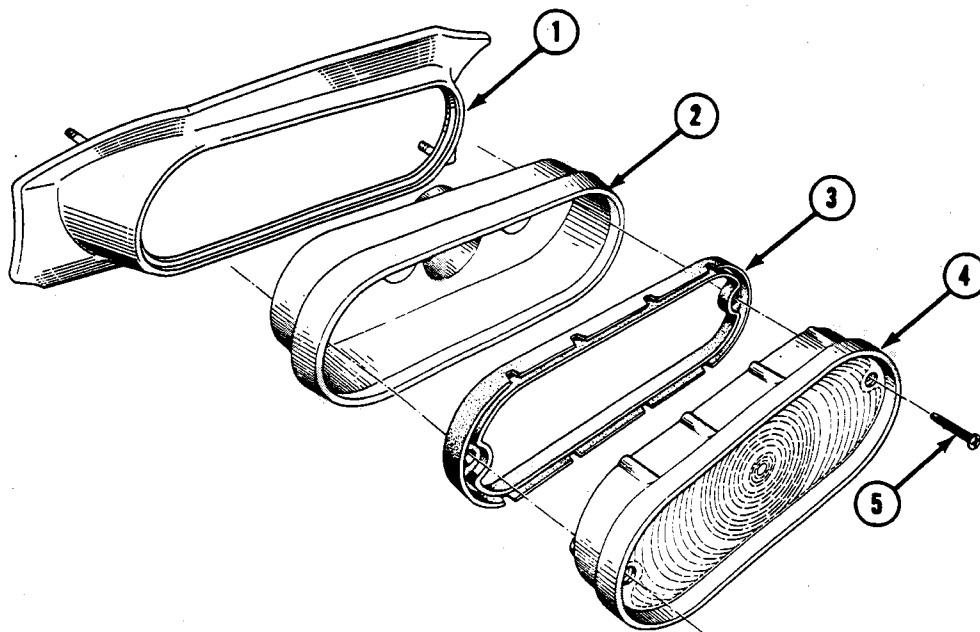
1.844 GASKET, OIL FILTER PAD COVER

1961-62	T/4	without oil filter	1	518167
1961-62	P/8-T/4	filter to cylinder block	1	536841



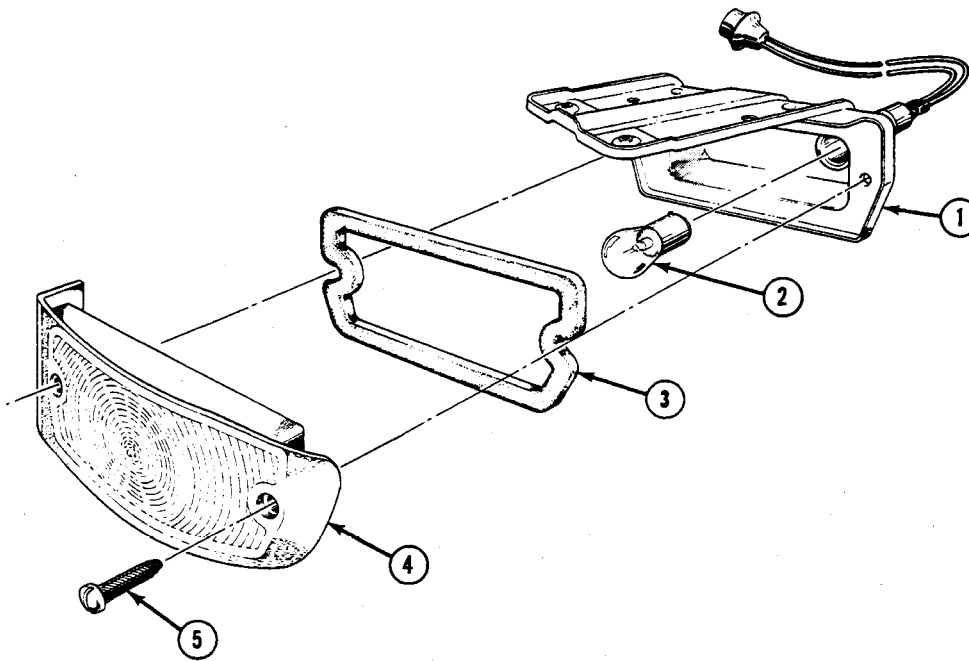
HEAD LAMP ASSEMBLY (TEMPEST SERIES)

KEY	PART NAME	GROUP NO.
1	BODY ASS'Y.....	N.S.S.
2	SCREW, Adj. (1/4"-28 x 1").....	2.737
3	RING, Mounting.....	2.726
4	LAMP UNIT, Sealed Beam.....	2.727
5	RING ASS'Y, Retaining.....	2.731
6	SCREW, Retaining Ring (#8-32 x 2 1/64").....	2.736



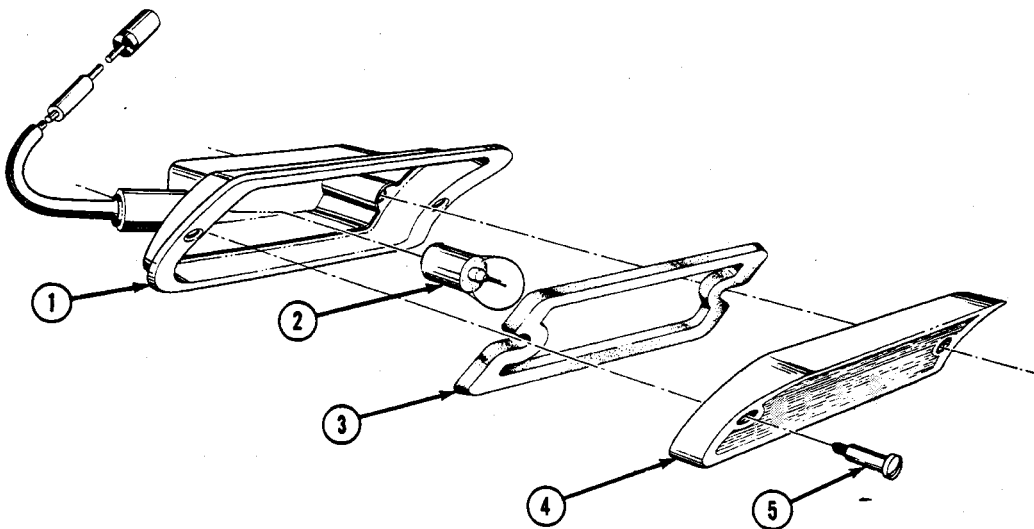
TAIL LAMP ASSEMBLY (TEMPEST SERIES)

KEY	PART NAME	GROUP NO.
1	APPLIQUE, Tail Lamp.....	2.680
2	HOUSING ASS'Y.....	2.681
3	GASKET, Lens to Housing.....	2.684
4	LENS.....	2.682
5	SCREW, Lens to Housing.....	2.688



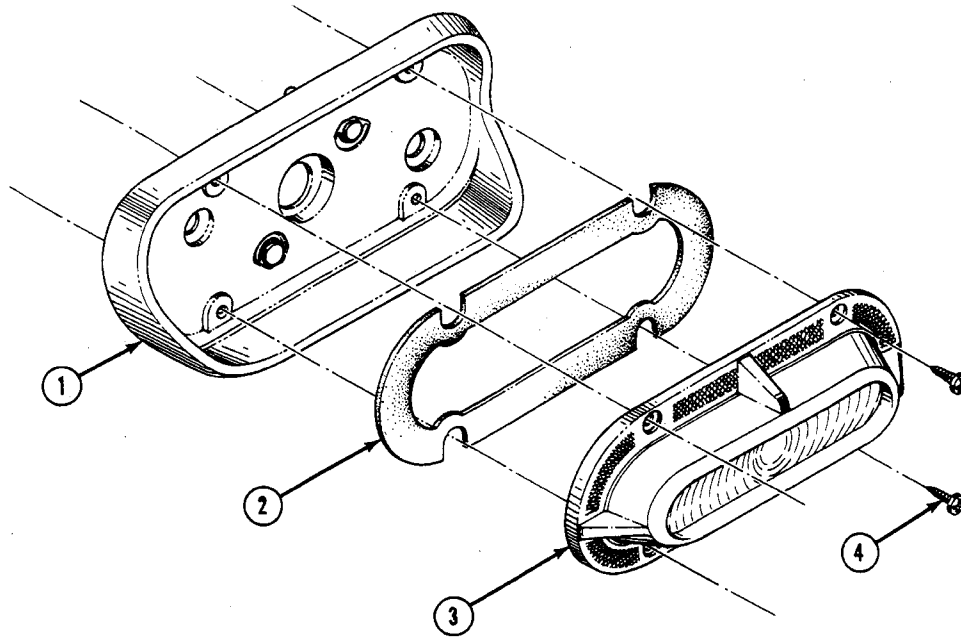
PARKING AND SIGNAL LAMP (EXC. TEMPEST SERIES)

KEY	PART NAME	GROUP NO.
1	HOUSING ASS'Y	N.S.S.
2	BULB, (32-4 C.P.-12 Volts)	8.991
3	GASKET, Housing to Lens	2.590
4	LENS	2.589
5	SCREW, Lens to Housing (Spiral Shoulder)	2.697



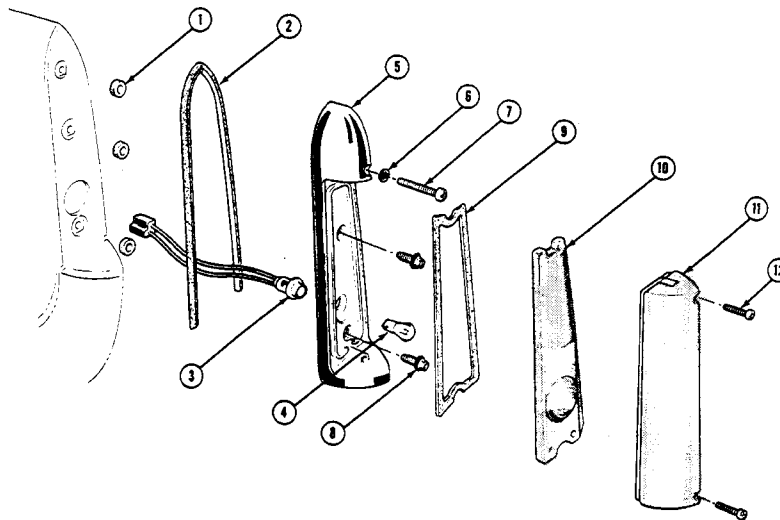
1961 BACK-UP LAMP (EXC. TEMPEST SERIES)

KEY	PART NAME	GROUP NO.
1	HOUSING ASS'Y	N.S.S.
2	BULB, (32 C.P. 12-16 Volts)	8.991
3	GASKET, Housing to Lens	2.697
4	LENS	2.697
5	SCREW, Lens to Housing (Spiral Shoulder)	2.697



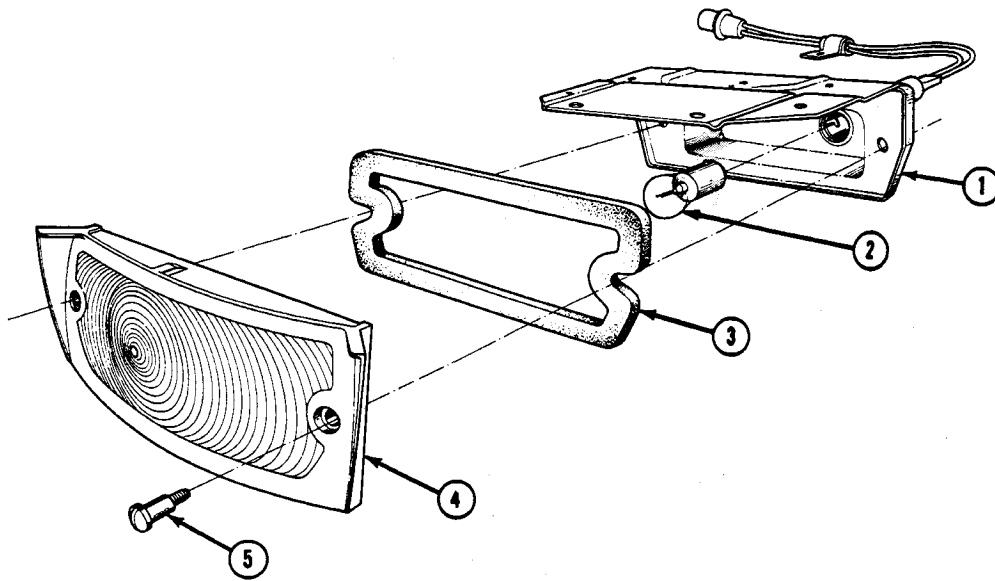
1961 TAIL LAMP ASS'Y—TYPICAL (EXC. TEMPEST SERIES)

KEY	PART NAME	GROUP NO.
1	HOUSING ASS'Y	2.681
2	GASKET, Lens to Housing	2.684
3	LENS	2.682
4	SCREW, Lens to Housing (#8-32 x 1½")	N.S.



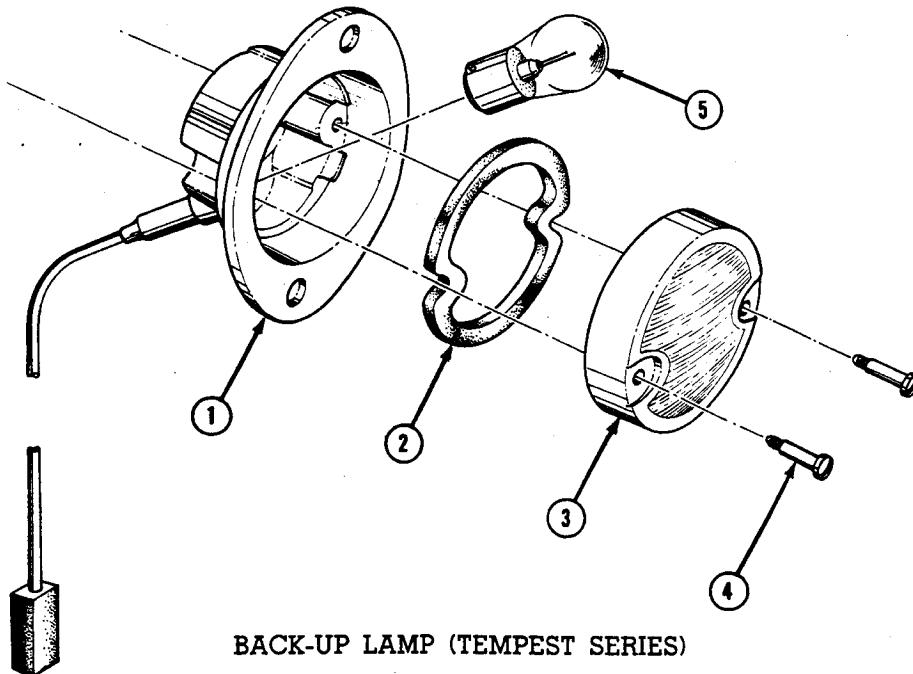
1961 TAIL LAMP ASS'Y—SAFARI (EXC. TEMPEST SERIES)

KEY	PART NAME	GROUP NO.	KEY	PART NAME	GROUP NO.
1	WASHER, Tail Lamp to Body Sealing	2.662	7	SCREW, Tail Lamp to Body (#10-24 x 2¼")	2.662
2	GASKET, Tail Lamp to Body	2.660	8	BOLT, Tail Lamp to Body	2.662
3	SOCKET & WIRE ASS'Y, Tail Lamp Bulb	N.S.	9	GASKET, Tail Lamp Lens	2.684
4	BULB, Parking & Signal Lamp (#32-4 C.P. 12-16 Volt #1034)	8.991	10	LENS, Tail Lamp Inner	2.682
5	HOUSING ASS'Y, Tail Lamp	2.681	11	LENS, Tail Lamp Outer	2.682
6	WASHER, Tail Lamp to Body (#10 Internal)	8.932	12	SCREW, Tail Lamp Lens to Housing Ass'y (#8-32 x 1½")	N.S.



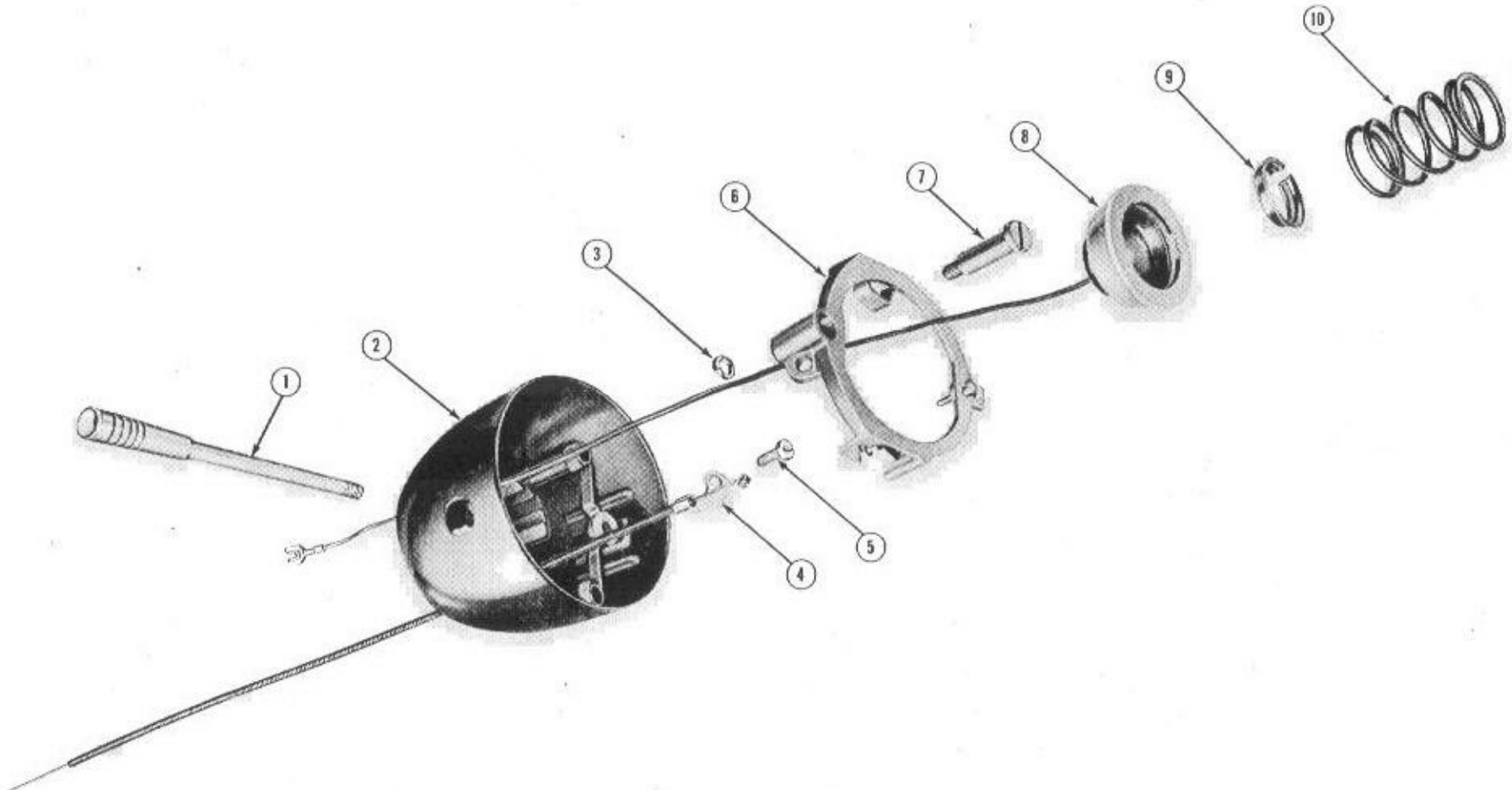
PARKING AND SIGNAL LAMP (TEMPEST SERIES)

KEY	PART NAME	GROUP NO.
1	HOUSING ASS'Y	N.S.S.
2	BULB #32-4 C.P. 12V	8.991
3	GASKET, Lens to Housing	2.590
4	LENS	2.589
5	SCREW, Lens to Housing (Spiral Shoulder)	2.697



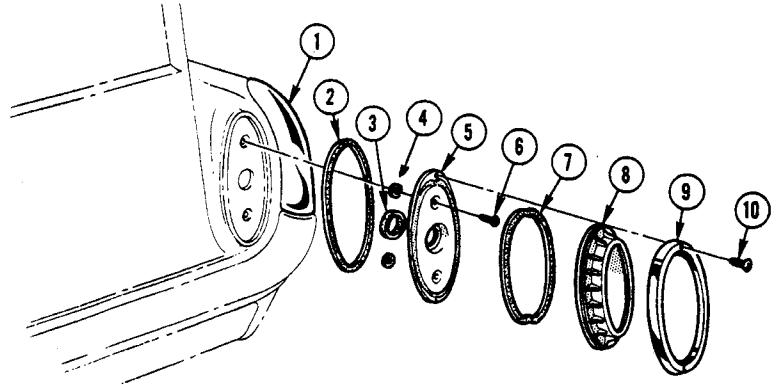
BACK-UP LAMP (TEMPEST SERIES)

KEY	PART NAME	GROUP NO.
1	HOUSING ASS'Y	N.S.S.
2	GASKET, Lens to Housing	2.697
3	LENS	2.697
4	SCREW, Lens to Housing (Spiral Shoulder)	2.697
5	BULB, #1073-32 C.P. 12-16 Volts	8.991

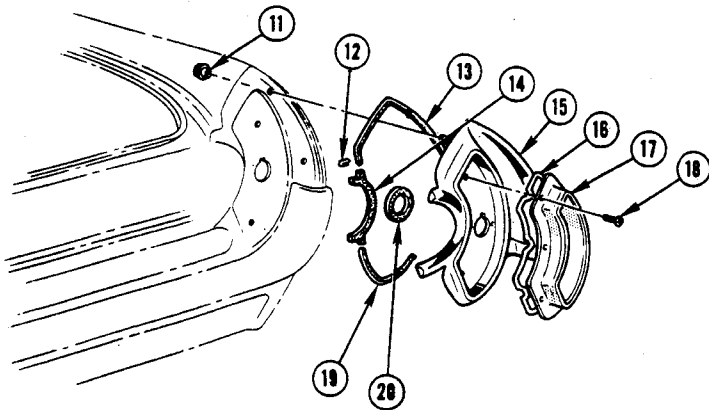


DIRECTION SIGNAL CONTROL (TEMPEST SERIES)

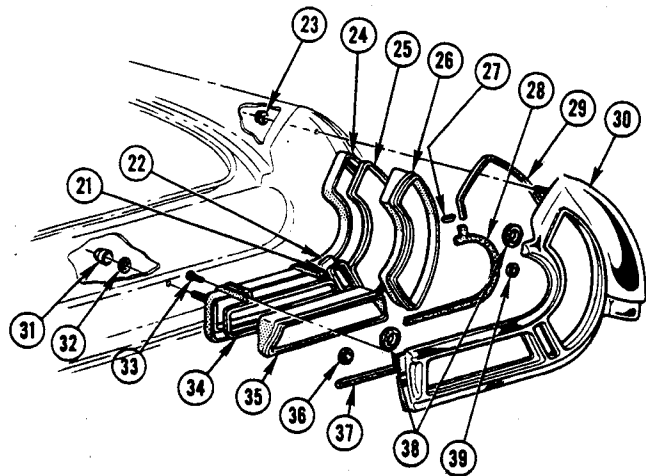
KEY	PART NAME	GROUP NO.	KEY	PART NAME	GROUP NO.
1	LEVER	2.897	6	RING, Control Actuating	2.895
2	CONTROL ASS'Y, Signal	2.895	7	SCREW, Pivot	2.895
3	WASHER, Lock	N.L.	8	BEARING UNIT	2.859
4	CABLE ASS'Y, Control Switch	2.895	9	SEAT, Upper Bearing Spring	6.526
5	SCREW, Control Cable (8-32 x 7/16")	8.913	10	SPRING, Upper Bearing	6.526



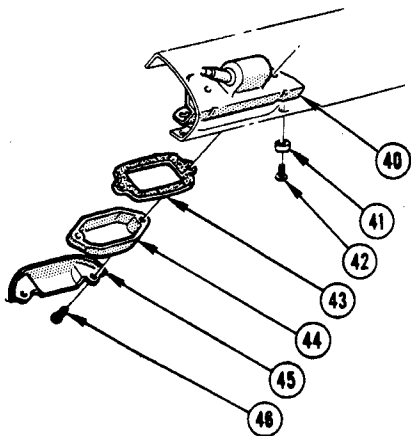
2335-2345 & 2735



23-29 SERIES



26-28 SERIES

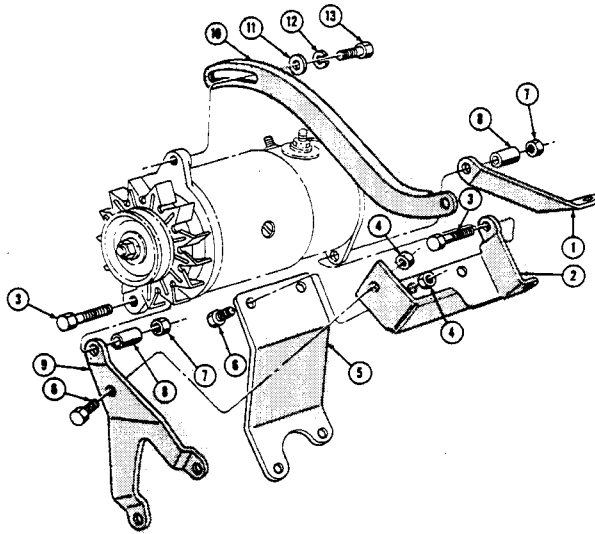


LICENSE LAMP (TYPICAL)

1962 TAIL AND SIGNAL LAMPS (EXC. TEMPEST SERIES)

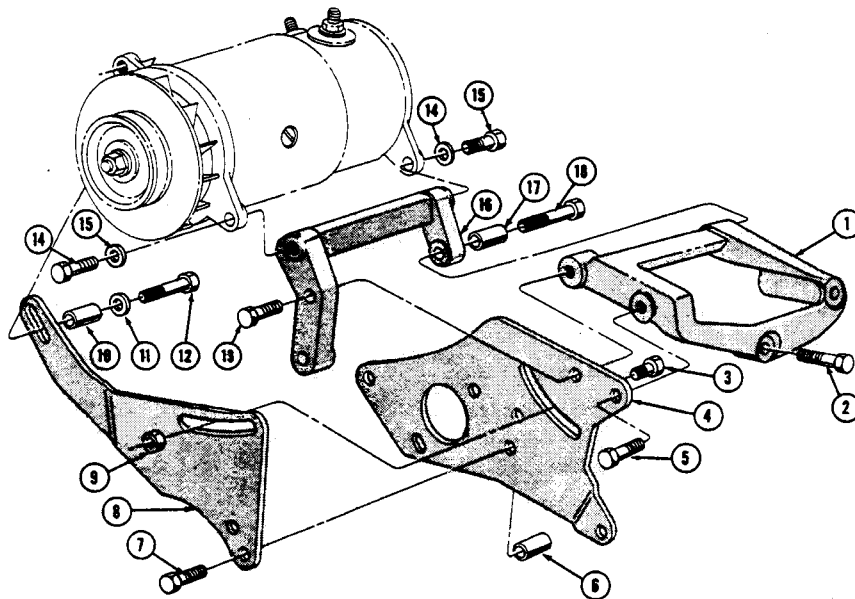
KEY	PART NAME	GROUP NO.
1	MOLDING, Rear Fender—Rear	12.116
2	GASKET, Tail Lamp to Body	2.660
3	BEAD, Sealing	N.S.
4	GASKET, Sealing	2.660
5	HOUSING ASS'Y, Tail Lamp (Part of Lamp Ass'y)	N.S.
6	SCREW ($\frac{5}{16}$ "-18 x $\frac{3}{4}$ ")	8.977
7	GASKET, Tail Lamp Lens	2.684
8	LENS, Tail Lamp	2.682
9	BEZEL, Tail Lamp	2.681
10	SCREW (No. 8-32 x $\frac{5}{8}$ ")	8.977
11	NUT, Tail Lamp to Body	2.662
12	GASKET, Tail Lamp to Body—End	2.660
13	GASKET, Tail Lamp to Body—Upper	2.660
14	GASKET, Tail Lamp to Body—Inner	2.660
15	HOUSING ASS'Y, Tail Lamp (Part of Lamp Ass'y)	N.S.
16	GASKET, Tail Lamp Lens	2.684
17	LENS, Tail Lamp	2.682
18	SCREW, Lens to Housing	2.688
19	GASKET, Tail Lamp to Body—Inner	2.660
20	BEAD, Sealing	N.S.
21	GASKET, Reflex Lens	2.684
22	LENS, Reflex	2.682
23	NUT, Tail Lamp to Body	2.662
24	HOUSING ASS'Y, Tail Lamp	N.S.
25	GASKET, Outboard Lens	2.684
26	LENS, Outboard	2.682
27	GASKET, Tail Lamp to Body—End	2.660
28	GASKET, Tail Lamp to Body—Inner	2.660
29	GASKET, Tail Lamp to Body—Upper	2.660
30	BEZEL, Tail Lamp	2.681
31	NUT, Lamp to Rear End Panel	2.688
32	WASHER ($\frac{1}{2}$ " x $1\frac{1}{8}$ ")	N.S.
33	SCREW (No. 8-32 x $\frac{1}{2}$ ")	8.977
34	GASKET, Inboard Lens	2.684
35	LENS, Inboard	2.682
36	GASKET, Tail Lamp to Body—Sealing	2.660
37	GASKET, Tail Lamp to Body—Inner	2.660
38	BEAD, Sealing	N.S.
39	GASKET, Tail Lamp to Body—Sealing	2.660
40	LAMP ASS'Y, Rear License	2.700
41	WASHER, Lamp to Impact Bar	2.708
42	SCREW (No. 10-12 x $\frac{5}{8}$ " Type A)	8.977
43	GASKET, Lens to Housing	2.707
44	LENS, Rear License Lamp	2.709
45	SHIELD, Lamp Bulb	2.706
46	SCREW, License Lamp Lens	2.708

1962 TAIL AND SIGNAL LAMPS (EXC. TEMPEST SERIES)



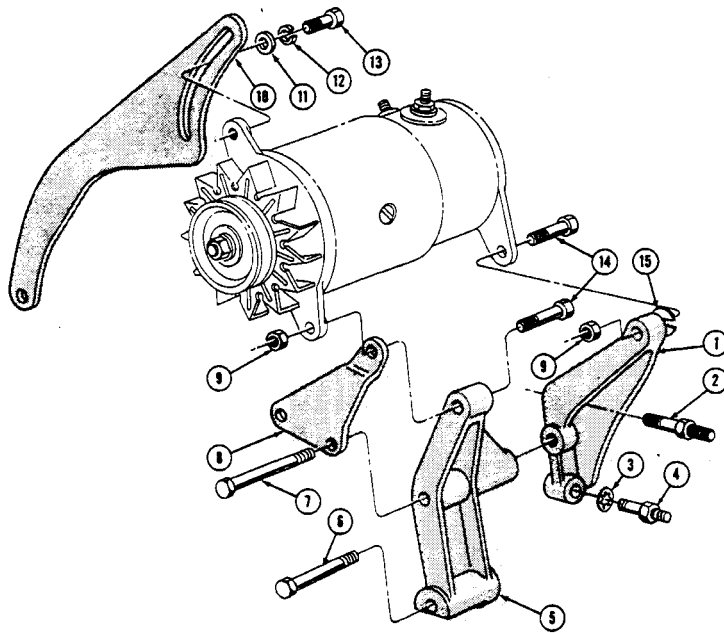
1962 PONTIAC GENERATOR MOUNTING PARTS (EXC. A.C.)

KEY	PART NAME	GROUP NO.	KEY	PART NAME	GROUP NO.
1	BRACE, Mtg. Brkt. to Cyl. Head Bolt.	2.277	8	SPACER, Gen. Mtg.	2.277
2	BRACKET, Gen. Mtg.—Lower	2.277	9	SUPPORT, Gen. Mtg.—Front	2.277
3	BOLT, Gen. to Brkt. ($\frac{5}{16}$ "-24 x 2")	2.275	10	STRAP, Gen. Adj.	2.317
4	NUT, ($\frac{5}{16}$ "-24)	8.916	11	WASHER, Strap to Gen. ($\frac{5}{16}$ "	8.929
5	BRACE, Gen. Mtg. Brkt.	2.277	12	LOCKWASHER, Strap to Gen. ($\frac{5}{16}$ "	8.931
6	BOLT, ($\frac{3}{8}$ "-24 x $\frac{7}{8}$ "	8.900	13	BOLT, Strap to Gen. ($\frac{5}{16}$ "-18 x $\frac{3}{4}$ "	8.900
7	NUT, Gen. Mtg. ($\frac{5}{16}$ "-24)	8.916			



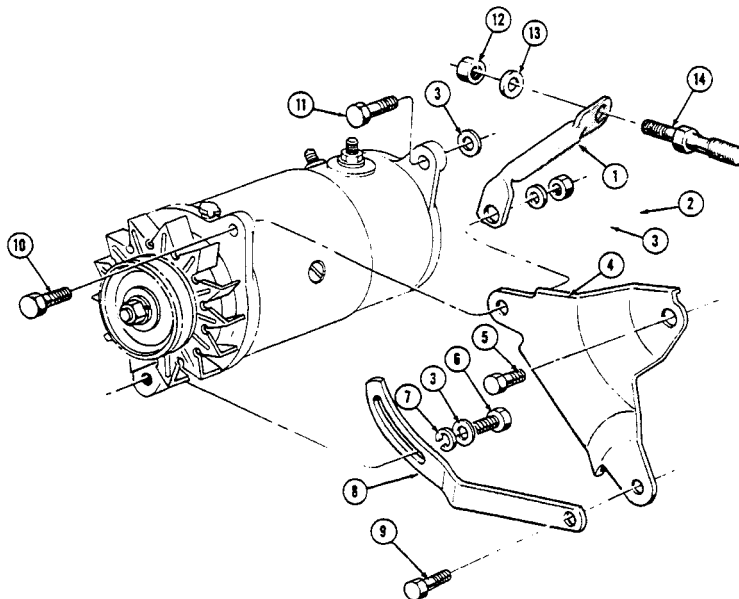
1962 PONTIAC GENERATOR MOUNTING PARTS (W/A.C.)

KEY	PART NAME	GROUP NO.	KEY	PART NAME	GROUP NO.
1	BRACKET, Gen. Mounting	2.277	10	SPACER, Frt. Supt. to Gen.	2.277
2	BOLT, Mtg. Brkt. to Cyl. Head	2.275	11	WASHER, Frt. Supt. to End Frame	2.277
3	BOLT, to Gen. Frt. Supt. ($\frac{3}{8}$ "-16 x $1\frac{1}{2}$ ")	8.900	12	BOLT, to Gen. End Frame ($\frac{5}{16}$ "-18 x $1\frac{3}{4}$ ")	8.900
4	SUPPORT, Comp. & Gen. Mtg. Brkts.	9.171	13	BOLT, Adj. Brkt. Mtg. to Brkt. ($\frac{3}{8}$ "-16 x $1\frac{3}{4}$ ")	2.275
5	BOLT, to Gen. Mtg. Brkt. ($\frac{3}{8}$ "-16 x 1" Lock)	8.900	14	BOLT, to Adj. Brkt. ($\frac{5}{16}$ "-18 x 1")	8.900
6	SPACER, Comp. & Gen. Brkts. Supt.	9.171	15	WASHER, to Adj. Brkt. ($\frac{5}{16}$ "	8.929
7	BOLT, to Cyl. Head ($\frac{3}{8}$ "-16 x 3")	8.900	16	BRACKET, Gen. Adj.	2.277
8	SUPPORT, Gen. Mounting—Front	2.277	17	SPACER, Comp. Frt. Mtg. Plate to Supt.	9.171
9	NUT, Gen. Frt. Supt. ($\frac{3}{8}$ "-16)	8.917	18	BOLT, to Mtg. Brkt. ($\frac{3}{8}$ "-16 x 2")	8.900



1962 TEMPEST GENERATOR MOUNTING PARTS (4 CYL.)

KEY	PART NAME	GROUP NO.	KEY	PART NAME	GROUP NO.
1	BRACKET, Gen. Mtg.—Rear	2.277	9	NUT, (5/16"–24)	8.917
2	BOLT, Mtg. Rear Brkt. to Block (3/8"–16 x 2 53/64")	2.275	10	STRAP, Gen. Adj.	2.317
3	LOCKWASHER, (3/8" Int.)	8.932	11	WASHER, Gen. Adj. Strap (5/16")	8.929
4	BOLT, Mtg. Rear Brkt. to Block (3/8"–16 x 1 7/32")	2.275	12	LOCKWASHER, Gen. Adj. Strap (5/16")	8.931
5	BRACKET, Gen. Mtg.—Front	2.277	13	BOLT, Gen. Adj. Strap (5/16"–18 x 3/4")	8.900
6	BOLT, to Block (3/8"–16 x 3")	8.900	14	BOLT, (5/16"–24 x 2")	8.900
7	BOLT, Frt. Brkt. to Rear Brkt. (3/8"–16 x 4 5/8")	2.275	15	SHIM, Gen. to Rear Brkt.	2.277
8	BRACE, Gen. Frt. Mtg. Brkt.	2.277			



1962 TEMPEST GENERATOR MOUNTING PARTS (8 CYL.)

KEY	PART NAME	GROUP NO.	KEY	PART NAME	GROUP NO.
1	BRACE, Gen. Mtg. Brkt.	2.277	8	BRACE, to Gen.	2.277
2	NUT, to Mtg. Brkt. (5/16"–24)	8.916	9	BOLT, Brkt. to Timing Chain Cvr. (3/8"–16 x 1 1/8")	2.275
3	WASHER, (5/16")	8.929	10	BOLT, to Mtg. Brkt. (5/16"–24 x 1 1/4")	8.900
4	BRACKET, Gen. Mtg.	2.277	11	BOLT, Gen. Rear End (5/16"–18 x 1")	8.900
5	BOLT, to Timing Chain Cvr. (3/8"–16 x 1")	8.900	12	NUT, to Cyl. Head Bolt (3/8"–24)	8.915
6	BOLT, to Gen. (5/16"–18 x 7/8")	8.900	13	WASHER (1 5/32" I.D. x 7/8" O.D.)	N.S.
7	LOCKWASHER, to Gen. (5/16")	8.931	14	BOLT, Cyl. Head (7/16"–14 x 2 1/16")	0.293

YEAR	MODEL	PART NAME	PART NO.	PER CAR	PART NO.
2.041 MOTOR AND SWITCH ASSY., STARTER					
1961-62	T/4	1	1107796
1961-62	T/8	1	1108303
1961-62	P/8 for use w/high compression engine	1	1107781
1961-62	P/8 exc. A.C. for use w/low compression engine	1	1107791
1961-62	P/8	1	1107781
1961-62	T/8	BOLT, starter motor to cyl. block . (3/8"-16x1-1/4")	2	1195563
1961-62	P/8 (8.900)	starter to clutch housing (7/16"-14x3-1/4")	1	454951
1961-62	T/4	starter to clutch housing . Upper (7/16"-14x1-1/8")	1	497289
1961-62	P/8 (8.915)	NUT, starter motor to clutch hsg. bolt . . (7/16"-14)	1	271501
2.043 ARMATURE, STARTER MOTOR					
1961-62	T/4	1	1932185
1961-62	T/8	1	1935829
1961-62	P/8 exc. A.C.	use w/1107791 starter motor	1	1950563
1961-62	P/8 A.C.	use w/1107781 starter motor	1	1949770
2.049 COIL, STARTER MOTOR FIELD					
1961-62	T/4	4 coils	1	1933761
1961-62	T/8	4 coils	1	1945790
1961-62	P/8	2 coils-use w/1107781 starter motor Upper	1	1949332
1961-62	P/8	shunt-2 coils-use w/1107781 starter motor . . Lower	1	1949328
1961-62	P/8 exc. A.C.	3 coils-use w/1107791 starter motor Upper	1	1935128
1961-62	P/8 exc. A.C.	shunt-1 coil-use w/1107791 starter motor	1	1935131
1961-62	P/8 A.C.	2 coils-use w/1107781 starter motor. Upper	1	1949332
1961-62	P/8 A.C.	shunt-2 coils-use w/1107781 starter motor . Lower	1	1952304
2.051 BRUSH, STARTER MOTOR					
1961-62	All	4	1906945
2.052 HOLDER, STARTER MOTOR BRUSH					
1961-62	All	ground	2	1926617
1961-62	All	insulated	2	1926618
1961-62	All	PIN, brush holder support attaching	2	1926600
1961-62	All	SUPPORT, brush holder	2	1928015
2.053 SPRING, STARTER MOTOR BRUSH					
1961-62	All	2	1926622
2.055 LEAD, STARTER MOTOR BRUSH GROUND					
1961-62	All	2	1926605

2.063 COLLAR-RING-WASHER, STARTER MOTOR THRUST

1961-62	All	COLLAR, pinion stop-drive end	1	1927849
1961-62	All	RING, thrust-drive end	1	1927848
1961-62	All	WASHER, commutator end-leather	1	818265
1961-62	All	drive end	1	1927850

2.067 FRAME, STARTER MOTOR (C.E.)

1961-62	P/8-T/4		1	1928966
1961-62	T/8		1	1946745

2.077 BOLT, STARTER MOTOR THRU

1961-62	All		2	1926625
---------	-----	--	---	---------

2.083 BUSHING, STARTER MOTOR DRIVE END

1961-62	All		1	1923907
---------	-----	--	---	---------

2.085 HOUSING, STARTER MOTOR DRIVE

1961-62	T/4		1	1951013
1961-62	T/8		1	1949779
1961-62	P/8		1	1951082

2.086 DRIVE GEAR ASSY., STARTER MOTOR

1961-62	T/4		1	1932188
1961-62	T/8		1	1935827
1961-62	P/8		1	1949772

2.100 SWITCH-SOLENOID, STARTER MOTOR

1961-62	P/8	SOLENOID, use w/1107791 starter motor	1	1119798
1961-62	T/8	use w/1108303 starter motor	1	1114266
1961-62	P/8	use w/1107781 starter motor	1	1114257
1961-62	T/4	use w/1107796 starter motor	1	1114271
1961	P/8 exc. Circulaire A.C.	(2.188) SWITCH ASSY., starter and ignition	1	1116558
1961	P/8 Circulaire A.C.	(2.188) starter and ignition	1	1116557
1962	P/8 Circulaire A.C.	(2.188) starter and ignition	1	1116608
1962	P/8 exc. A.C.	(2.188) starter and ignition	1	1116609

2.108 LEVER, STARTER MOTOR DRIVE SHIFT

1961-62	P/8-T/4		1	1932205
1961-62	T/8		1	1951658
1961-62	P/8-T/4	NUT, shift lever stud	1	1926640
1961-62	All	PIN, shift lever (8.939) (3/16"x13/16")	1	455106
1961-62	T/8	RING, shift lever shaft (8.934)	1	9415232
1961-62	T/8	SHAFT, shift lever	1	1945804
1961-62	P/8-T/4	SPRING, shift lever assist	1	1932209
1961-62	T/8	shift lever assist	1	1935828
1961-62	All	shift lever return	1	1932208
1961-62	P/8-T/4	STUD, shift lever	1	1932197

2.113 PLUNGER, STARTER MOTOR SOLENOID

1961-62 All 1 1953041

2.170 COIL ASSY., IGNITION

1961 T/4 1 1115162
 1961 T/8 1 1115136
 1961-62 P/8 1 1115134
 1962 T/4 1 1115169
 1962 T/8 1 1115161

2.175 RETAINER, IGNITION COIL TO DISTRIBUTOR WIRE

1961-62 T/4 1 494104

2.187 KEY, IGNITION

1961-62 All octagon head 2 3694624
 KEY (see Group 10.266 and 12.248 for use) 7002238

2.188 SWITCH, STARTER AND IGNITION

1961 T/4-T/8 1 1116590
 1961 P/8 exc. Circulaire A.C. 1 1116558
 1961 P/8 Circulaire A.C. 1 1116557
 1962 T/4-T/8 1 1116612
 1962 P/8 exc. A.C. 1 1116609
 1962 P/8 Circulaire A.C. 1 1116608
 1961-62 All CYLINDER, ignition lock 1 1458180

2.189 HOUSING, IGNITION LOCK AND LAMP

1961-62 P/8 1 537243

2.192 FERRULE, IGNITION SWITCH

1961 T/4-T/8 1 539586
 1961 P/8 1 537136
 1962 T/4-T/8 1 542251
 1962 P/8 1 541494
 1961-62 T/4-T/8 SPACER, ignition switch ferrule 1 539694

2.239 WIRES PKG., SPARK PLUG AND COIL

1961-62 T/4 1 2978084
 1961-62 T/8 1 2976383
 1961-62 P/8 1 2978394

2.251 BRACKET, SPARK PLUG WIRES

1961	T/4	1	539884
1961	P/8		537444 RH
1962	T/4	1	542300
1962	P/8		542200 RH
1961-62	T/8	RETAINER, spark plug wire	2	2965950
1961	P/8	2	2965746
1962	P/8	1	2965950

2.258 NIPPLE, IGNITION WIRE

1961-62	P/8-T/4	to spark plug	AR	2973794
1961-62	P/8-T/4	to coil	1	5290441
1961-62	P/8-T/4	spark plug to distributor cap-plastic	AR	5289527
1961-62	P/8	spark plug to distributor-#2-4-6-8	4	2962992
1961-62	P/8-T/4	spark plug secondary wire to distributor-plastic	1	5289527

2.270 PLUG, SPARK

1961-62	P/8-T/4 exc. police	type 45S, extended shell, 14 m/m	AR	5612371
1961-62	P/8 police	type 44S, extended shell, 14 m/m	AR	5612386
1961	T/8	type 45 FFS	AR	5612443
1962	T/8	type 44FFS	AR	5612585

2.271 GASKET, SPARK PLUG

1961-62	P/8-T/4	AR	1555475
---------	---------	-------	-------	----	---------

2.274 PULLEY-FAN, GENERATOR

1961-62	T/4	PULLEY, generator drive end-w/30 or 35 amp. gen. (3-1/4" dia.)	1	1952882
1961-62	P/8	w/30 & 35 amp. gen.	1	1947620
1961-62	P/8 A.C.	w/60 amp. Alt. C. gen. (3-5/16" dia.)	1	540124
1961-62	T/8	w/30 amp. gen. (2-5/8" dia.)	1	1951272
1961-62	T/4	w/30 amp. gen. (3" dia.)	1	1949358
1961-62	T/4-T/8	w/35 amp. gen. (3" dia.)	1	1923046
1961-62	P/8	w/45 amp. low cut in gen. (2-3/4" dia.)	1	1939845
1961-62	P/8	w/45 amp. gen.-exc. low cut in gen. (2-1/2" dia.)	1	1940995
1961-62	P/8	w/60 amp. Alt. C. gen. (3-5/16" dia.)	1	1947749
1961-62	P/8-3/2 B.C. & 425A	FAN, gen. w/45 amp. low cut in gen. (▲)	1	1939842
1961-62	All	w/30 amp. gen.	1	1944437
1961-62	All	w/35 & 45 amp. gen.-exc. low cut in gen.	1	1940994
1961-62	T/4-T/8	w/35 amp. low cut in gen.	1	1880558
1961-62	P/8	w/60 amp. Alt. C. gen.	1	1944495

▲NOTE: Use to avoid generator belt throw off at high speed.

2.275 GENERATOR ASSEMBLY

1961	All	less pulley (30-35 amp.)	1	1102168
1961-62	T/4	less pulley (30 amp. gen.)	1	1102251
1961-62	All	less pulley (28-45 amp.)	1	1102123
1961-62	P/8	less pulley (45 amp. extra low cut in Dir. C. gen.)	1	1105117
1961-62	All	less pulley (60 amp. Alt. C. gen.)	1	1117070
1961-62	T/8	less pulley (30 amp. gen.)	1	1102242
1961-62	T/4-T/8	less pulley (w/35 amp. low cut in gen.)	1	1105116
1962	T/4 A.C.	less pulley (35 amp.)	1	1102328
1962	P/8	less pulley (35 amp.)	1	1102316

2.275 BOLT, GENERATOR MOUNTING

1961-62	T/4		BOLT, gen. mtg. rear bracket to block-w/30 amp. gen. (3/8"-16x1-7/32")	1	539720
1961	T/4-S.S.		gen. mtg. rear brkt. to block-w/35 amp. gen. (3/8"-16x1-7/32")	1	539720
1961	T/4-S.S.	(8.900)	gen. mtg. rear brkt. to block-w/35 amp. Dir. C. low cut in gen. (3/8"-16 x 2")	1	220714
1961-62	T/4		gen. mtg. rear brkt. to block-w/30 amp. gen. (3/8"-16x2-53/64")	1	539556
1961	T/4		gen. brkt. to block (3/8"-16x1-1/4")	1	9408975
1961-62	T/4	(8.900)	gen. mtg. frt. brkt. to rear brkt.-exc. extra low cut in gen. (3/8"-16x4-5/8")	1	9415316
1961-62	P/8 A.C.	(8.900)	gen. adj. brkt. to mtg. brkt. (3/8"-16x1-3/4")	1	9408977
1961-62	P/8 A.C.	(8.900)	gen. frt. supt. to frt. brkt.-w/60 amp. Alt. C. or 45 amp. low cut in gen. (3/8"-16x5-1/2")	1	189307
1961-62	P/8 A.C.		gen. ground cable to gen. stud-w/60 amp. Alt. C. or 45 amp. low cut in gen.	1	540320
1961	P/8 A.C.	(8.900)	gen. frt. supt. to gen. end frame-exc. 60 amp. Alt. C. low cut in gen. (5/16"-18x1-5/8")	1	220499
1961	T/8	(8.900)	gen. bracket & brace to gen. (5/16"-24x1-1/4")	1	181610
1961-62	T/8	(8.900)	gen. brkt. to timing chain cover (3/8"-16x1")	1	9416742
1961-62	T/8	(8.900)	gen. brkt. to timing chain cover (3/8"-16x1-1/8")	1	9416168
1961-62	P/8-T/4	(1.064)	gen. to bracket (5/16"-24x2")	2	9410933
1961-62	P/8 exc. A.C.	(8.900)	gen. mtg. supt. to cyl. head. (3/8"-16x3/4")	2	220706
1961	P/8 Circulaire A.C.		gen. mtg. bracket and intake manifold to cyl. head-exc. 60 amp. gen. or 45 amp. low cut in gen. (3/8"-16x3-1/4")	2	537608
1961-62	P/8 A.C.	(8.900)	gen. and comp. mtg. brkt. supt. (3/8"-16x2-3/4")	1	180137
1961-62	P/8 A.C.	(8.900)	gen. front brkt. to cyl. head-w/60 & 45 amp. extra low cut in Dir. C. gen. (3/8"-16x4-1/8")	1	274685
1962	T/4		Alt. C. gen. brace to mtg. bracket-w/42 amp. Alt. C. gen. (3/8"-16x1-1/4")	1	9408975
1962	P/8 exc. A.C.	(8.900)	gen. frt. supt. to cyl. head w/45 amp. gen. (3/8"-16x2-3/4")	1	180137
1962	P/8 A.C.-P.S.	(8.900)	gen. frt. mtg. brkt. to cyl. head-w/60 amp. Alt. C. & 45 amp. Dir. C. gen. (3/8"-16x5-1/8")	1	9416318
1962	P/8	(8.900)	Alt. C. gen. belt adj. strap	2	180122
1962	P/8		extension plate to brkt.-w/52 amp. Alt. C. gen. (3/8"-16x1-1/4")	1	9408975
1961-62	All exc. 21	(8.917)	NUT, gen. mtg. bolt (5/16"-18 lock)	AR	451005
1962	P/8	(8.917)	brace to alternator-w/52 amp. Alt. C. gen. (5/16"-18)	1	451005

2.277 BRACKET, GENERATOR MOUNTING

1961-62	T/4		w/30 amp. gen. Front	1	539127
1961-62	T/4		w/30 amp. gen. Rear	1	539128
1961-62	T/4 exc. P.S.		w/35 amp. Dir. C. low cut in gen. Front	1	540379
1961-62	T/4 exc. P.S.		w/35 amp. Dir. C. low cut in gen. Rear	1	540380
1961-62	T/8 exc. A.C.			1	1194626
1961	T/8 A.C.			1	539798
1961-62	P/8 exc. A.C.		exc. 60 amp. Alt. C. gen. Lower	1	538894
1961-62	P/8 A.C.		exc. 60 amp. Atl. C. on low cut in gen.	1	537610
1961-62	P/8 exc. A.C.		w/60 amp. Alt. C. gen.	1	537350
1961-62	P/8 A.C.		w/60 amp. Alt. C. gen. Rear	1	540138
1961-62	P/8 A.C.		gen. adjusting-exc. 60 amp. Alt. C. or low cut in gen. w/45 amp. extra low cut in Dir. C. gen. or 60 amp. Alt. C. gen. Front	1	537609
1961-62	P/8 A.C.		w/45 amp. extra low cut in Dir. C. gen. Rear	1	538782
1962	T/8 A.C.			1	538783
1961-62	T/4			1	542427
1961-62	T/4		BRACE, gen. front mtg. bracket-w/30 amp. gen.	1	539126

1961-62	T/4 exc. P.S.	gen. front mtg. bracket-w/35 amp. Dir. C. low cut in gen.	1	540378
1961-62	T/8	gen. mtg. bracket	1	1164147
1961-62	P/8 exc. A.C.	gen. mtg. bracket-to exh. manifold- w/60 amp. Alt. C. gen.	1	540599
1961	P/8 exc. A.C.	gen. mtg. bracket to cyl. head bolt-exc. 60 amp. gen.	1	540601
1961-62	T/8	to generator	1	1194627
1962	P/8	gen. mtg. bracket to cyl. head bolt-w/30, 35 & 45 amp. gen.	1	541845
1961	P/8 exc. A.C.	BRACE PKG., generator	Rear	1 534539
1961	P/8 exc. A.C.	CABLE ASSY., generator ground		1 2978942
1961-62	P/8 A.C.	INSULATOR ASSY., gen. mtg. w/45 amp. extra low cut in Dir. C. gen. or 60 amp. Alt. C. gen.	AR	537208
1961-62	T/4	SHIM, gen. to rear brkt. (.0097-1 notch)	AR	541136
1961-62	T/4	gen. to rear brkt. (.0164-2 notches)	AR	541137
1961-62	P/8 exc. A.C.	SPACER, cyl. head and gen. bracket bolt	1	538313
1961-62	All exc. A.C.	gen. mtg. (29/32" long)	2	532901
1961-62	All	gen. mtg.-w/45 amp. Dir. C. gen. (29/32" long)	2	532901
1961-62	P/8 exc. A.C. (9.171)	gen. mtg. bolt to brkt. assy.-w/60 amp. Alt. C. gen.	Front	1 532868
1961-62	P/8 exc. A.C.	gen. mtg. bolt to brkt. assy.-w/60 amp. Alt. C. gen.	Rear	1 537354
1961	P/8 Cool Pack A.C. (7.397)	gen. supt. to end frame-exc. 60 amp. Alt. C. or low cut in gen.	1	539509
1961-62	P/8 A.C.	gen. to rear brkt., w/60 amp. Alt. C. gen.	1	538733
1961-62	P/8 A.C.-S.E.	gen. frt. supt. to frt. brkt-w/45 amp. extra low cut in Dir. C. gen. or 60 amp. Alt. C. gen.	1	538790
1961-62	P/8 A.C.-P.S.	strg. pump supt. & gen. brkt. to cyl. head-w/45 amp. extra low cut in or 60 amp. Alt. C. gen.	1	538733
1961	P/8 Circulaire A.C. (9.171)	gen. frt. supt. to gen. end frame, w/5 cyl. comp.-exc. 60 amp. Alt. C. or low cut in gen. (3/4" long)	1	540809
1962	P/8 Circulaire A.C.	gen. frt. supt. to gen. exc. 60 amp. Alt. C. or 45 amp. low cut in gen. (29/32" long)	1	532901
1961	P/8 A.C.	SUPPORT, gen. mtg. front, w/5 cyl. comp.-exc. 60 amp. Alt. C. or low cut in gen.	1	537611
1961-62	P/8 exc. A.C.	gen. mtg. front-exc./60 amp. Alt. C. gen.	1	538895
1961-62	P/8 A.C.	w/45 amp. extra low cut in Dir. C. gen. or 60 amp. Alt. C. gen.	1	538786
1961-62	P/8 Circulaire A.C.	gen. mtg. front-w/6 cyl. comp.-exc. 60 amp. Alt. C. or low cut in gen.	1	541118
1961-62	All P.S. (3.275)	WASHER, gen. front bracket (13/32" LD.x3/4" O.D.)	1	502306
1961-62	P/8 A.C.	gen. frt. supt. to gen. end frame	1	537209
1962	P/8 A.C. (3.275)	Alt. C. gen. mtg. brkt. adj.-w/52 amp. Alt. C. gen.	2	538333

2.279 ARMATURE, GENERATOR

1961-62	All	w/30 amp. gen.	1	1946931
1961-62	P/8	w/35 amp. gen.	1	1946719
1961-62	T/4-T/8	w/35 amp. low cut in gen.	1	1940161
1961-62	P/8	w/45 amp. gen.	1	1939837
1962	T/4 A.C.		1	1946719
1961-62	P/8	RING ASSY., rotor shaft-w/60 amp. Alt. C. gen.	1	1944886
1961-62	P/8	ROTOR ASSY., generator-w/60 amp. Alt. C. gen.	1	1944881

2.280 NUT-WASHER, GENERATOR ARMATURE SHAFT

1961-62	All	NUT, gen. (5/8"-20x1/4")	1	1911324
1961-62	All	WASHER, gen. shaft-spring-exc. 45 amp. low cut in gen.	1	1941978

2.285 BRUSH, GENERATOR

1961-62	All	exc. 35 and 45 amp. low cut in gen.	2	1932506
1961-62	All	w/35 and 45 amp. low cut in gen.	2	1906974
1961-62	P/8	BRUSH UNIT, w/60 amp. Alt. C. gen.	1	1949092

2.286 SPRING, GENERATOR BRUSH

1961-62	All	exc. 35 and 45 amp. low cut in gen.	2	1908829
1961-62	All	w/35 and 45 amp. low cut in gen.	2	1878184

2.291 ARM, GENERATOR BRUSH

1961-62	All		2	1878183
---------	-----	--	---	---------

2.297 FRAME, GENERATOR COMMUTATOR END

1961-62	T/4	w/30 & 35 amp. gen.	1	1942894
1961-62	P/8	w/30 & 35 amp. gen.	1	1949248
1961-62	T/8	w/30 amp. gen.	1	1953091
1961-62	P/8	w/45 amp. gen. exc. low cut in gen.	1	1939984
1961-62	All	FRAME AND BRUSH HOLDER ASSY., w/35 and 45 amp. low cut in gen.	1	1932094

2.298 BEARING, GENERATOR COMMUTATOR END FRAME

1961-62	All	(2.306) w/30 & 35 amp. gen. exc. low cut in gen.-ball type	1	954378
1961-62	All	w/45 and 60 amp. gen. and 35 amp. low cut in gen.-ball type	1	904751
1961-62	All	RETAINER, commutator end bearing	1	1929959

2.301 WICK, GENERATOR OILER

1961-62	T/4	w/30 amp. gen.	1	823551
1961-62	T/4	OILER, gen.-w/30 amp. gen.	1	1880641
1961-62	P/8	(8.984)	1	125609
1961-62	All	w/35 and 45 amp. low cut in gen.	AR	1880641

2.305 FRAME PACKAGE, GENERATOR DRIVE END

1961-62	T/4	w/30 amp. gen.	1	1871693
1961-62	P/8	w/30 amp. gen.	1	1910404
1961-62	T/8	w/30 amp. gen.	1	1951265
1961-62	T/8	w/30 amp. gen.	1	1951265
1961-62	All	w/35 amp. gen.	1	1925295
1961-62	P/8	w/45 amp. gen. exc. low cut in gen.	1	1934300
1961-62	All	w/35 & 45 amp. gen. w/low cut in gen.	1	1883156

2.306 BEARING, GENERATOR DRIVE END

1961-62	All	ball type	1	954378
---------	-----	-----------	---	--------

2.307 COLLAR-GASKET-PLATE-SCREW-WASHER, GENERATOR DRIVE END

1961-62	All	COLLAR, spacer	1	1858603
1961-62	All	GASKET, bearing retainer plate	1	1912008
1961-62	All	PLATE, bearing retainer	1	1911263
1961-62	All	RETAINER, felt washer	1	819104
1961-62	All	SCREW, bearing retainer plate (No. 10-32x7/16")	3	1904370
1961-62	All	WASHER, bearing spacer-inside (11/16" L.D.x15/16" O.D.)	1	809945
1961-62	All	bearing felt (29/32" L.D. x 1-5/16" O.D.)	1	809961

2.310 COIL UNIT, GENERATOR FIELD

1961	All	w/1102224, 1102237 & 1102240 gen.	1	1936388
1961-62	All	w/30 & 35 amp. gen. exc. low cut in gen.	1	1922701
1961-62	All	w/35 & 45 amp. low cut in gen. 1939173 RH		1939174 LH
1961-62	All	w/45 amp. gen., exc. low cut in gen.	1	1935779
1962	P/8	w/1102303, 1102304 & 1102316 gen.	1	1957306
1961-62	P/8	STATOR ASSY., w/60 amp. Alt. C. gen.	1	1944769

2.313 BUSHING-INSULATOR-STUD-WASHER, GENERATOR

1961-62	All	BUSHING, armature terminal-plastic	1	1921362
1961-62	All	INSULATOR, field terminal	1	1885090
1961-62	All	STUD, armature terminal	1	1921369
1961-62	All	field terminal-exc. low cut in gen.	1	1921860
1961-62	All	WASHER, field terminal stud insulator	1	1858753

2.316 BOLT, GENERATOR THRU

1961-62	All	exc. 35 and 45 amp. low cut in gen. (5/16"-18x7-7/8")	1	809763
1961-62	All	w/35 and 45 amp. low cut in gen.	2	1845053

2.317 STRAP, GENERATOR ADJUSTING

1961	T/4	w/30 amp. gen.	1	539129
1961-62	T/4 exc. P.S.	w/35 amp. Dir. C. low cut in gen.	1	540381
1961-62	P/8 exc. A.C.	exc. 60 amp. Alt. C. or low cut in gen.	1	535543
1961-62	P/8 A.C.	w/45 amp. extra low cut in Dir. C. gen.	1	537462
1961-62	P/8 exc. A.C.	w/45 amp. extra low cut in Dir. C. gen.	1	538743
1961-62	P/8 exc. A.C.	w/60 amp. Alt. C. gen.	1	537355
1961-62	P/8 A.C.	w/60 amp. Alt. C. gen.	1	540125
1961-62	P/8 exc. A.C.	adj. strap to front sup.-w/60 amp. Alt. C. gen.	1	537353
1962	T/4	w/30 amp. gen.	1	541480
1961-62	P/8 exc. A.C. (9.171)	SPACER, gen. adj. strap-w/45 amp. extra low cut in Dir. C. gen.	1	531297
1961-62	P/8 A.C. (2.277)	WASHER, gen. adj. strap to gen.-w/45 amp. extra low cut-in Dir. C. gen.	2	537209

2.333 TRAY, BATTERY

1961-62	T/4	w/std. battery	1	539464
1961-62	T/4	w/heavy duty battery	1	540428

1961-62	T/8 exc. A.C.	w/std. battery	1	539806
1961-62	T/8 A.C.	w/heavy duty battery	1	539464
1961-62	P/8	w/std. battery	1	538091
1961-62	P/8 exc. A.C.	w/heavy duty battery	1	538229
1961-62	P/8 A.C.	w/heavy duty battery	1	540959
1961-62	P/8	BRACKET, battery tray to rad. supt.	1	535963
1962	P/8 exc. 2367 & H.D.C. (8.155)	WASHER, battery tray supt. to frame-lock	2	535114

2.334 BOLT-BRACE-NUT-WASHER, BATTERY HOLD DOWN

1961-62	T/4-T/8	BOLT (5/16"-18x8-1/8")	2	539608
1961-62	P/8 (5/16"-18x8-7/8")	2	538239
1961-62	P/8	BRACE, battery	1	537572
1961-62	All	NUT, battery retainer bolt	2	508677
1961-62	T/4-T/8 (8.147)	WASHER, battery tray to wheelhouse	4	514084
1961-62	P/8	battery hold down bolt to battery ret.	1	225809
1961-62	All	battery hold down (lead plated)	2	531622

2.335 RETAINER, BATTERY

1961-62	All	1	533308
1961-62	P/8 A.C. (8.024)	BUMPER, battery to rad. supt.-w/45 amp. low cut in or 60 amp. Alt. C. gen.	1	506351

2.341 CABLE ASSY., BATTERY GROUND

1961-62	T/4 (28" long)	1	2978523
1961-62	T/8 exc. A.C. (19" long)	1	2979031
1961-62	T/8 A.C. (28" long)	1	2978523
1961-62	P/8 exc. A.C.	exc. 60 amp. Alt. C. or low cut in 45 amp. gen. (18-1/2" long)	1	2972623
1961-62	P/8 A.C.	w/60 amp. Alt. C. gen. (26" long)	1	2978512

2.342 CABLE ASSY., BATTERY POSITIVE

NOTE: Length measured from center to center of holes.

1961-62	T/4	battery to starter motor-exc. low cut in gen. (31" long)	1	2978522
1961	T/4	battery to starter motor-w/low cut in gen. (33-1/2" long)	1	2979859
1961-62	T/8 exc. A.C.	battery to starter motor (43" long)	1	2978695
1961-62	T/8-A.C.	battery to starter motor (73-1/2" long)	1	2978692
1961-62	P/8	battery to junction block (27" long)	1	2976911
1961-62	P/8	junction block to starter motor (28" long)	1	2979014
1961-62	T/8	junction block to starter motor (25" long)	1	2979939
1961-62	P/8	TUBE, starter cable	1	540852

2.343 INSULATOR-RETAINER, BATTERY CABLE

1961-62	T/8	INSULATOR, battery cable & solenoid wires to junction block ret.	1	540058
1961-62	T/8	RETAINER, battery cable & solenoid wires to junction block	1	540057
1961-62	T/8	BLOCK ASSY., solenoid wires junction	1	537683
1961	All	CLIP, junction block to starting motor wire	1	534238

2.361 DISTRIBUTOR, IGNITION

1961	T/4 1 B.C.	1	1110254
1961	T/4 4 B.C.	1	1110261
1961-62	T/8	1	1110983
1961	P/8	less cap-w/8.6 to 1 comp. ratio engine	1 1110971
1961	P/8	less cap-w/10.75 to 1 comp. ratio engine	1 1110970
1962	T/4	less cap-w/8.6 to 1 comp. ratio engine	1 1110282
1962	T/4	less cap-w/10.25 to 1 comp. ratio engine	1 1110283
1962	P/8	less cap-w/8.6 to 1 comp. ratio engine	1 1110997
1962	P/8	less cap-w/10.25 & 10.75 to 1 comp. ratio engine	1 1110996

2.362 HOUSING, DISTRIBUTOR

1961	P/8-T/4	1	1935669
1961-62	T/8	1	1950571
1962	P/8-T/4	1	1957463

2.363 BOLT-CLAMP-GASKET-RING, DIST. HOLD DOWN

1961-62	T/8	(8,900)	BOLT, dist. clamp to timing chain cover (3/8"-16x1")	1	9416742
1961-62	P/8-T/4		CLAMP, distributor hold down	1	518068
1961-62	T/8			1	1194265
1961-62	P/8-T/4		GASKET, distributor to block	1	516149
1961-62	T/8		RING, distributor "O"	1	1194359

2.364 OILER, DISTRIBUTOR

1961	All	tube and wick	1	1931982
------	-----	---------------	---	---------

2.367 CAP, DISTRIBUTOR

1961-62	P/8-T/8	1	1942654
1961-62	T/4	1	1950680

2.372 SHAFT, DISTRIBUTOR MAIN

1961	T/4 1 B.C.	w/cam	1	1935662
1961	T/4-4 B.C.	w/cam-10.25 to 1 comp. ratio engine	1	1941133
1961-62	T/8		1	1952432
1961	P/8	w/cam-10.25 & 10.75 to 1 comp. ratio engines	1	1941133
1962	T/4	w/cam-8.6 to 1 comp. ratio engine	1	1935662
1962	T/4	w/cam-10.25 to 1 comp. ratio engine	1	1941133
1962	P/8	w/cam-8.6 to 1 comp. ratio engine	1	1949200
1962	P/8	w/cam-10.25 & 10.75 to 1 comp. ratio engine	1	1941133

2.374 GEAR, DISTRIBUTOR DRIVE

1961-62	P/8-T/4	1	1927398	
1961-62	T/8	1	1193931	
1961	T/8	driven gear w/1110977 dist.	1	1950570
1961-62	T/8	driven gear w/1110983 dist.	1	1949284

2.375 SEAL, DISTRIBUTOR OIL

1961	T/4	1	1950569
1962	All	1	1950569

2.379 PIN-WASHER, DISTRIBUTOR GEAR ATTACHING

1961-62	T/4-T/8	PIN	1	1952271
1961	P/8	1	822273
1962	P/8	w/8.6 to 1 comp. ratio engine	1	1952271
1961	T/4	WASHER, dist. spacer-under gear	1	1950682
1961-62	T/8 (1/2" LD.x1" O.D. x 3/32")	1	1849806
1961	P/8	under gear	1	1945776
1962	P/8-T/4	under gear	1	1950682

2.381 CAM, DISTRIBUTOR

1961-62	T/4 1 B.C.	1	1950678
1961-62	T/8	1	1952702
1961-62	T/4 4 B.C.	1	1952561
1962	P/8	w/8.6 to 1 comp. ratio engine	1	1945210
1962	P/8	w/10.25 & 10.75 to 1 comp. ratio engine	1	1943835

2.382 ROTOR, DISTRIBUTOR

1961-62	All	1	1932015
---------	-----	-------	-------	-------	---	---------

2.384 POINT PKG., DISTRIBUTOR

1961-62	All	1	1931988
---------	-----	-------	-------	-------	---	---------

2.385 PLATE, DISTRIBUTOR BREAKER

1961-62	P/8-T/4	1	1935622
1961-62	T/8	1	1950575
1961-62	All	SPRING, dist. breaker plate retainer	1	1932024
1961	P/8-T/4	WASHER, dist. breaker plate-felt	1	1932418
1961	T/8	felt	1	1951099
1962	All	felt	1	1951099

2.387 INSULATOR-CLIP-SPRING-SCREW, DIST. CONTACT

1961	All	INSULATOR, dist. breaker lever spring attach. screw	1	1931997
1961-62	All	CLIP, dist. breaker lever attach. screw	1	1931998
1961-62	All	SCREW, dist. breaker lever spring attach.	1	1931999
1961-62	All	dist. contact adjusting	1	1931996
1961-62	All	dist. contact attach.-w/lockwasher	2	1938527

2.388 WEIGHT, DISTRIBUTOR

1961-62	P/8-T/4	1	1881371
1961-62	T/8	1	1880902

2.389 SPRING, DISTRIBUTOR WEIGHT

1961-62	T/4 1 B.C.	2	1884610
1961	T/4 4 B.C.	w/10.25 to 1 comp. ratio engine	2	1885339
1961-62	T/8	1	1900221
1961	P/8	w/10.25 & 10.75 to 1 comp. ratio engines	2	1885339
1962	T/4	w/10.25 to 1 comp. ratio engine	2	1885339
1962	P/8	w/10.25 & 10.75 to 1 comp. ratio engine	2	1885339
1962	P/8	w/8.6 to 1 comp. ratio engine	2	1946276

2.393 CONDENSER, DIST.

1961-62	P/8-T/4	1	1932004
1961-62	T/8	1	1928111
1961-62	P/8-T/4	BRACKET, condenser to dist.	1	1869573

2.400 LEAD, DISTRIBUTOR

1961	T/4	primary	1	1942518
1961-62	T/8	primary	1	1950577
1961-62	All	ground	1	1932002
1961-62	P/8	primary	1	1943906

2.401 GROMMET, DISTRIBUTOR LEAD

1961-62	All	primary	1	1932023
---------	-----	-------	---------	---	---------

2.410 VACUUM CONTROL, DISTRIBUTOR

1961	T/4	1	1116173
1961-62	P/8	w/8.6 to 1 comp. ratio eng.	1	1116173
1961-62	T/8	1	1116190
1961-62	P/8	w/10.25 & 10.75 to 1 comp. ratio engines	1	1116172
1962	T/4	1	1116206

2.420 HOSE, DISTRIBUTOR VACUUM PIPE

1961-62	All (3.440)	dist. to vacuum pipe-cut to required length	AR	542278
1961-62	T/8	to carburetor	1	1199393
1962	P/8 H.T. (10)-2 B.C. (3.440)	dist. to vacuum pipe	1	542278

2.447 SWITCH, STOPLIGHT

1961-62	All	1	538652
1961-62	21 All	BRACKET, stoplight switch mtg.	1	539834
1962	21 All (2.275)	NUT, stop light switch mtg. brkt.	1	517011

2.459 SWITCH, DIMMER

1961-62	21 All	1	578005
1961-62	All exc. 21	exc. automatic beam control	1	1997031
1961-62	All exc. 21	w/automatic beam control	1	1997030
1961	All	PAD, dimmer switch	1	535017
1962	P/8	1	535017

2.480 HARNESS, CHASSIS WIRING

1961	All exc. 21 & Circulaire A.C.	exc. P.B.C. heater	1	2978501
1961	All exc. 21 & Circulaire A.C.	w/P.B.C. heater	1	2978502
1961	All Circulaire A.C.	air conditioner main wire	1	2978503
1961	21 All	exc. heater	1	2978504
1961	21 All	w/factory installed heater	1	2978505
1961-62	All exc. 21	inst. panel cluster	1	2978500
1962	21 All	w/heater	1	2979884
1962	P/8 exc. Circulaire A.C.	w/P.B.C. heater	1	2979886
1962	P/8 Circulaire A.C.	air conditioner main wire	1	2979887

2.482 CLIP-GROMMET-RETAINER, WIRE HARNESS

1961-62	All exc. 21	CLIP, main wire harness to rad. supt. brace	AR	520321
1961-62	21 All	fuel tank wires to fuel tank flange	3	520321
1961-62	T/8	gen. wire to rocker arm cover	2	535385
1962	P/8	console and tachometer wires to defroster nozzle	2	520321
1962	T/4	starter wire to dash	1	535385
1962	23-29 All H.T. (10)	console wire to shift brkt.	1	535385
1962	23-29 All	console wire to floor pan	AR	542865
1962	All	COVER, headlamp terminal	4	542782
1961-62	All exc. 21	GROMMET, main wire harness thru dash	1	537153
1961-62	All exc. 21	accessory wires thru dash	1	533577
1961-62	21 All	main wire harness thru dash	1	2971540
1961-62	All (9.775)	wire harness thru rad. baffle	1	536858
1961-62	P/8 A.C. (8.153)	NUT, main wire harness clip to R.H. baffle	1	533998
1961-62	21 All	RETAINER, main wire harness	1	539948
1961-62	All exc. 21	main wire harness-to L.H. baffle	1	536789
1961-62	All exc. 21 or A.C.	main wire harness-to R.H. baffle	1	536789
1961	P/8-T/4	gen. wires to rocker arm cover	1	538947
1962	P/8-T/4 (3.440)	gen. wires to rocker arm cover	1	537380

2.483 BLOCK, ACCESSORY FUSE AND TERMINAL

1961	All exc. 21	1	2973994
1961	21 All	1	2973936
1962	21 All	1	2977347
1961	All exc. 21	ADAPTER, fuse block terminal	1	523456
1962	21 All	1	523456
1961-62	All exc. 21	ADAPTER ASSY., fuse block terminal	AR	2965785

2.485 SWITCH, HEADLAMP

1961-62	21 All	1	1995102
1961-62	23 All	1	1995111
1961-62	All exc. 21-23	1	1995112

2.486 KNOB, HEADLAMP SWITCH CONTROL

1961-62	All	1	538615
---------	---------------	-----------	---	--------

2.487 BEZEL, HEADLAMP SWITCH

1961-62	All exc. 21	to inst. panel	1	538599
1961-62	21 All	to inst. panel	1	539693
1961-62	All	BUSHING, light switch knob to inst. panel	1	1938995

2.500 REGULATOR ASSY., VOLTAGE AND CURRENT CONTROL

1961-62	T/4	w/35 amp. gen.	1	1119641
1961-62	All w/30 amp. gen.	(double contact)	1	1119663
1961-62	All w/35 amp. gen.	(double contact)	1	1119604
1961-62	All w/40 amp. gen.	(28-45 amp. range)	1	1119623
1961-62	All w/60 amp.		1	9000562
1961-62	All w/30 & 35 amp. gen.	FUSE, voltage regulator-w/white ceramic insulator	1	1945172
1961-62	All w/45 amp. gen.	voltage regulator cut out relay-w/brown ceramic insulator (60 amp.)	1	1945171

2.515 AMMETER, INSTRUMENT PANEL

1961	All exc. 21		1	1502200
1962	All exc. 21		1	1502444

2.521 INSULATOR, AMMETER

1961-62	All exc. 21 (9.743)		1	5640011
---------	---------------------	--	---	---------

2.525 WIRE ASSY., GENERATOR

1961	P/8 exc. A.C.	WIRE ASSY., gen. to regulator-w/60 amp. Alt. C. gen.	1	2979616
1961	P/8 A.C.	gen. to regulator-w/60 amp. Alt. C. gen.	1	2979615
1961-62	P/8	generator ground-w/60 amp. Alt. C. & 45 amp. Dir. C. low cut in gen.	1	2979011
1962	P/8 exc. A.C.	gen. to regulator-w/60 amp. Alt. C. gen.	1	2981043
1962	P/8 A.C.	gen. to regulator-w/60 amp. Alt. C. gen.	1	2981044

2.530 CABLE-CONNECTOR-TERMINAL, ELECTRIC

1961-62	P/8	CONNECTOR, ignition switch to regulator wire	1	2973778
1961	P/8	8-wire-instrument cluster to main wire	1	2965447
1961	All		1	2977074
1961	All exc. 21	6-wire-instrument cluster to main wire	1	2965017
1961-62	21 All S.T.	back up lamp wire	1	2962448
1961-62	All exc. 21	TERMINAL, ammeter	1	5643477
1961-62	21 All	gas gauge	1	5643475
1961-62	All exc. 21	ammeter & gas gauge-exc. safeguard speedo	2	5643475
1961-62	All exc. 21	ammeter-w/safeguard speedo	1	5643475
1961-62	All exc. 21	gas gauge-exc. safeguard speedo	1	5643476
1961	All exc. 21	heater blower motor resistor-w/P.B.C. heater	1	2965019
1961	All Circulaire A.C.	air conditioner blower resistor	1	2965019

2.585 LAMP ASSY., PARKING

1961	All exc. 21		899712 RH	899711 LH
1961-62	21 All		899720 RH	899719 LH
1962	All exc. 21		926034 RH	926033 LH

2.587 SCREW-WASHER, PARKING LAMP

1961	P/8 (8.917)	SCREW, lamp to impact bar (No.10-12x5/8"Chrome)	4	161902
1962	21 All (8.977)	lamp to fender	4	451625
1962	P/8	BRACKET, lamp mtg. 541550 RH		541551 LH
1961-62	P/8	WASHER, lamp to impact bar (7/32"x1/2"Chrome)	4	123885

2.589 LENS, PARKING LAMP

1961	All exc. 21	5952148 RH	5952147 LH
1961-62	21 All	5952142 RH	5952141 LH
1962	All exc. 21	5953025 RH	5953026 LH

2.590 GASKET, PARKING LAMP LENS

1961	All	2	5952134
1962	21 All	2	5952134
1962	All exc. 21	2	5953305

2.594 SCREW, PARKING LAMP LENS

1961	All exc. 21	2	5951033
1961-62	21 All	2	5952263

2.660 GASKET, TAIL LAMP TO BODY

1961-62	2135	2	537377
1961	23-25 All exc. 2335-45	2	537378
1961	2335-45, 2735	2	537357
1961	26-28 All	2	5952057
1962	2335-45, 2735 & H.D.C.	2	542568
1962	2335-45, 26-27-28 All	4	540919
1962	All exc. 21, 2335-45, 2735 & H.D.C.	4	541687
1962	All exc. 21, 2335-45, 2735	2	541605
1962	All exc. 21, 2335-45, 2735 & H.D.C.	2	543192
1962	26-28 All	2	541607

2.662 BOLT-NUT-WASHER, TAIL LAMP TO BODY

1961	2335-45, 2735	BOLT, lamp to body	4	4729221
1962	All exc. 21, 2335-45, 2735 & H.D.C.	NUT, tail lamp to body	AR	4839041
1961	2335-45, 2735	WASHER, sealing	4	537386

2.679 LAMP ASSY., TAIL

1961-62	2117-19-27-67	2	899702
1961-62	2135	2	899847
1961	23-25 All exc. 2335-45	899678 RH	899677 LH
1961	2335-45, 2735	899774 RH	899773 LH
1961	2639-69	899724 RH	899723 LH
1961	2837-39-67	899722 RH	899721 LH
1962	23-29 All exc. 2335-45	916056 RH	916055 LH
1962	2335-45, 2735	2	928914
1962	2639-69, 2839-47-67	916058 RH	916057 LH

2.680 APPLIQUE ASSY., TAIL LAMP

1961-62	2117-19-27-67	539555 RH	539554 LH
---------	---------------	-----------	-----------

2.681 HOUSING-BEZEL, TAIL LAMP

1961-62	21 All exc. 2135			2	5952022
1961-62	2135			2	5952444
1961	2335-45, 2735		5952004 RH		5952003 LH
1961	26-28 All		5952054 RH		5952053 LH
1961-62	2135	BEZEL, tail lamp		2	5952448
1962	2335-45, 2735 & H.D.C.			2	5953020
1962	2639-69, 2839-47-67		5953076 RH		5953075 LH

2.682 LENS, TAIL LAMP

1961-62	21 All exc. 2135			2	5952024
1961-62	2135			2	5952447
1961	23-25 All exc. 2335-45			2	5951951
1961	2335-45, 2735		Inner 5952008 RH		5952007 LH
1961	2335-45, 2735		Outer 5952010 RH		5952009 LH
1961	2639-69		5952364 RH		5952363 LH
1961	2837-39-67		5952076 RH		5952075 LH
1962	23-29 exc. 2335-45			2	5953091
1962	2335-45, 2735 & H.D.C.			2	5953017
1962	2639-69, 2839-47-67	inboard	5953384 RH		5953383 LH
1962	2639-69, 2839-47-67	outboard	5953386 RH		5953385 LH
1962	2639-69, 2839-47-67	reflex		2	5953388

2.684 GASKET, TAIL LAMP LENS

1961-62	21 All exc. 2135			2	5952025
1961-62	2135			2	5952446
1961	23-25 All exc. 2335-45			2	5951954
1961	2335-45, 2735			2	5952002
1961	26-28 All			2	5952063
1962	23-29 All exc. 2335-45			2	5953099
1962	2335-45, 2735 & H.D.C.			2	5953016
1962	2639-69, 2839-47-67	inboard		2	5953407
1962	2639-69, 2839-47-67	outboard		2	5953409
1962	2639-69, 2839-47-67	reflex lens		2	5953389

2.688 SCREW, TAIL LAMP LENS

1961	2119	lens to housing		4	5952026
1961-62	2135 (8.909)	lamp bezel to hsg. (8-32x7/8")		4	179354
1962	23-29 All exc. 2335-45	lens to housing		8	5951844
1962	2335-45, 2735	lens to housing		4	5952504
1962	2335-45, 2735 (8.909)	lamp bezel (No. 8-32 x 5/8")		4	188923
1962	2335-45, 2735 (8.908)	lamp to body (5/16"-18x7/8")		4	186511
1962	26-28 All (8.906)	housing to bezel. (No. 8-32 x 1/2")		16	155043
1962	26, 28 All	NUT, lamp to rear end panel		8	4839078
1961-62	21 All exc. 2135	NUT AND SEALER ASSY., tail lamp applique to body		8	4821091
1961-62	21 All	lamp to body		AR	4821091
1961	All exc. 21, 2335-45 & H.D.C. (12.118)	lamp to body		AR	4801719

2.694 SOCKET ASSY., TAIL LAMP

1961	2639-69, 2837-39-67	SOCKET AND WIRE ASSY., single contact		1	2974307
1962	All exc. 21	double contact		1	2976474

2.697 LAMP ASSY., BACK-UP

1961	All exc. 21, 2335-45, 2735 & H.D.C.		2	899714
1961	2335-45, 2735 & H.D.C.	899865 RH		916051 LH
1961-62	21 All		2	899718
1962	All exc. 21, 2335-45, 2735	925290 RH		925289 LH
1962	2335-45, 2735	926194 RH		926193 LH
1962	All exc. 21	BRACKET, back up lamp mtg.	1	541648
1962	All exc. 21	back up lamp opening cover mtg.	2	541032
1961	2335-45, 2735 All exc. 4 SPD.- S.T.	CABLE ASSY., back up lamp adapter to L.H. backup lamp	1	2979660
1961	All exc. 21 (8.798)	CLIP, lamp wire to body	1	1457094
1961	All exc. 21	COVER, lamp opening	2	538777
1962	All exc. 21	lamp opening	2	541689
1961	21 All S.T. (2.530)	CONNECTOR, back up lamp wire	1	2962448
1961	All exc. 21	GASKET, lamp lens	2	5952045
1961-62	21 All	lamp lens	2	5952086
1961-62	21 All	lamp to body	2	537706
1962	All exc. 21	lamp lens	2	5953211
1961	All exc. 21	HOUSING, lamp	2	5952040
1961-62	21 All 5953512 RH	2	5952083
1962	2335-45, 2735			5953511 LH
1961	All exc. 21	LENS, lamp	2	5952044
1961-62	21 All		2	5952085
1962	All exc. 21		2	5953210
1961-62	21 All (2.725)	NUT, back up lamp to body-spring	4	519912
1962	P/8 (8.147)	back up lamp hole cover to mtg. brkt.	4	540001
1961	P/8	PAD, lamp opening cover or lamp to bumper	2	540890
1962	All exc. 21	lamp or cover to bumper	2	541959
1961-62	All exc. 21, 2335-45, 2735 (12.981)	PLUG, lamp wire hole . (13/16" O.D. for 9/16" hole)	2	4124440
1961-62	All	SCREW, lamp lens	4	5951033
1961	All exc. 21 (8,909)	back up lamp or cover to bumper bar (1/4"-20x3/4")	4	9416343
1962	21 All (8.977)	lamp to body (No. 10-12x3/4")	4	168593
1961-62	All exc. 21 (8.147)	WASHER, back up lamp or cover to bumper bar	4	514084
1961-62	21 All A.T.	WIRE ASSY., fuse block to back up lamp switch	1	2978989
1961-62	21 All S.T.	fuse block to body wire harness	1	2978987
1961-62	21 All S.T.	body wire harness to switch	1	2978988
1962	P/8 4 SPD.-S.T. exc. H.D.C.	lamp switch wire	1	2979988
		NUT (see Group 12.118 and 12.195 for use)		4821859

2.698 SWITCH, BACK-UP LAMP AND PARTS

1961-62	P/8 4 SPD.-S.T. exc. H.D.C.	BRACKET, back up lamp switch	1	3770180
1962	P/8 H.T. (4.054)	back up lamp switch-w/console	1	582169
1961	21 All S.T.	SWITCH ASSY.	1	1993530
1961-62	21 All A.T. (4.054)		1	1998717
1961-62	P/8 4 SPD.-S.T.		1	1993525
1961-62	P/8 S.T.	back-up lamp and solenoid junction block	1	1998708
1961-62	P/8 H.T. (4.054)	back-up lamp-exc. w/console	1	1998705
1962	P/8 H.T. (4.054)	back-up lamp-w/console	1	570386
1962	21 All 3 SPD.-S.T.		1	1993576
1962	21 All 4 SPD.-S.T.		1	1993579
1961-62	21 All 3 SPD.-S.T.	GASKET, back-up lamp switch	1	537668
1962	21 All 4 SPD.-S.T.		1	3788157
1961-62	All H.T.	LEVER, back-up lamp and trans. neutralizer- exc. w/console	1	542713
1961-62	P/8 3 SPD.-S.T.	back-up lamp	1	535065
1961	P/8 4 SPD.-S.T. exc. H.D.C.	back-up lamp switch	1	2976875
1962	P/8 H.T. (4.054)	back up lamp switch-w/console	1	582168
1961-62	P/8 4 SPD.-S.T.	ROD, back-up lamp switch	1	3770181
1961-62	All 3 SPD.-S.T. (4.054)	SCREW, back-up lamp lever (No. 10-32x9/32")	1	529150
1961-62	P/8 H.T. (4.054)	back up lamp switch lever-exc. console	1	529150

© 1961 PONTIAC MOTOR DIVISION, GENERAL MOTORS CORPORATION

2.700 LAMP ASSY., REAR LICENSE

1961	All exc. 21, 2335-45, 2735, & H.D.C.		1	899740
1961-62	2117-19-27-67		1	899978
1961-62	2135		1	926028
1961	2335-45, 2735		1	899741
1962	All exc. 21, 2335-45, 2735		1	926352
1962	2335-45, 2735		1	927817

2.705 HOUSING ASSY., LICENSE LAMP

1961	All exc. 21, 2335-45, 2735		1	5952242
1961	2335-45, 2735		1	5952255

2.706 COVER-SHIELD, REAR LICENSE LAMP

1961-62	21 All	COVER	1	5951640
1961	2335-45, 2735	SHIELD, lamp bulb	1	5952257

2.707 GASKET, LICENSE LAMP LENS

1961-62	All exc. 21	lens to housing	1	5952252
1961-62	21 All	cover to lens-felt	1	5936537
1961-62	21 All	cover to back plate	1	5948767

2.708 SCREW, LICENSE LAMP LENS

1961-62	All exc. 21		2	5952254
1961-62	P/8 (8.917)	lamp to impact bar	AR	161902
1961-62	All	WASHER, lamp to impact bar-nylon	AR	540615

2.709 LENS, REAR LICENSE LAMP

1961	All exc. 21		1	5952253
1961-62	21 All		1	5949532
1962	All exc. 21		1	5953617

2.714 WIRE ASSY., REAR LICENSE LAMP

1961	21 All	w/socket and back plate	1	5951636
------	------------------	-----------------------------------	---	---------

2.725 HEADLAMP ASSY.

1961	All exc. 21		5951846 RH	5951845 LH
1961	21 All		5951848 RH	5951847 LH
1962	21 All		5953364 RH	5953363 LH
1962	All exc. 21		5952846 RH	5952845 LH
1961	21 All	LUG, headlamp door retaining	Upper	2 5952051
1961	21 All		Lower	2 5952052
1961	All exc. 21		Upper Inner	2 5952038
1961	All exc. 21		Upper Outer	2 5952039
1961	All exc. 21		Lower	4 5952864
1962	21 All			4 5953452
1962	All exc. 21		Upper	4 5953004
1962	All exc. 21		Lower	4 5953003
1961-62	All exc. 21	NUT, headlamp to reinf. and outer grille panel		14 540283
1961-62	All	SCREW, headlamp to fender, grille & baffle (No. 10-16x5/8")		AR 540156
1962	23, 26, 27, 28 All	headlamp to rad. grille		4 542794

2.726 RING, HEADLAMP

1961-62	All	RING, headlamp mounting Inboard	5948824 RH	5948825 LH
1961-62	All Outboard	5948826 RH	5948827 LH

2.727 SEALED BEAM UNIT, HEADLAMP

1961-62	All	glass reflector-single filament	2	5948501
1961-62	All	glass reflector-double filament	2	5948502

2.728 BEZEL-DOOR, HEADLAMP

1961-62	21 All	BEZEL	2	539393
1962	P/8 exc. 2947 Custom	541067 RH		541068 LH
1962	2947 Custom	542357 RH		542358 LH
1961	All exc. 21	DOOR	5951912 RH	5951911 LH
1962	21 All	SPACER, headlamp bezel	4	543973

2.729 SCREW, HEADLAMP BEZEL

1961-62	21 All (8.977)	bezels to lamp (No. 8-15x1/2")	4	161867
1962	All exc. 21 (8.977)	bezels to lamp (No. 8-15x1/4")	8	145419
1962	All exc. 21 (10.186)	SPACER, headlamp body to bezel	8	542250

2.731 RING, HEADLAMP RETAINING

1961-62	All	4	5948828
---------	-----	-------	-------	-------	---	---------

2.735 INSULATOR, HEADLAMP BEZEL TO FENDER

1961-62	21 All	4	539845
---------	--------	-------	-------	-------	---	--------

2.736 SCREW, HEADLAMP MOUNTING RING

1961	All exc. 21	8	924552
1962	All	8	924552

2.737 BRACKET PKG., HEADLAMP BEAM ADJUSTING

1961	All	AR	5949838
------	-----	-------	-------	-------	----	---------

2.810 HORN ASSEMBLY

1961	All exc. 21	high note	1	9000398
1961-62	21 All	high note	1	9000440
1961-62	21 All	low note	1	9000439
1962	All exc. 21	high note	1	9000444
1961-62	All exc. 21	low note	1	9000443

2.815 RELAY AND JUNCTION ASSY., HORN

1961-62	All exc. 21		1	1116970
1961-62	21 All		1	1116980
1961	21 All	(8.977) SCREW, relay to clash (No. 14-10x1/2")	2	189694

2.817 CAP, HORN BUTTON

1961-62	21 All	w/std. wheel	1	539563
1961	23 All	w/std. wheel	1	538755
1962	23 All	w/std. wheel	1	541558
1961	All exc. 21	ORNAMENT, horn ring-w/D wheel	1	538736
1961	21 All	w/D wheel	1	539583
1962	All exc. 21 & 2947	w/D wheel	1	541560
1962	21 All	w/D wheel	1	542390
1962	2947	w/D wheel	1	543109

2.819 CONTACT-SPRING, HORN BUTTON

1961-62	21 All	CONTACT AND SPRING ASSY., horn button	1	763819
1961-62	23 All	w/std. wheel	1	530173
1961-62	All exc. 21	w/D wheel	1	763269
1961-62	21 All	(2.530) CONNECTOR, horn cable to main wire	1	2962448
1961-62	All exc. 21	INSULATOR, horn ring conn.-w/D wheel	1	763319
1961-62	23 All	w/std. wheel	1	530178
1961-62	23 All	PLATE, horn button contact-w/std. wheel	1	530179
1961-62	21 All	RING, horn ring pivot-w/D wheel	1	763323
1961-62	All exc. 21	SWITCH ASSY., horn-w/D wheel	1	536956
1961-62	21 All	SPRING, horn button contact-w/std. wheel	1	764426
1961-62	21 All	horn ring-w/D wheel	1	765631
1961-62	23 All	horn button-w/std. wheel	1	530181
1961-62	All exc. 21	(8.977) SCREW, horn switch assy. to horn ring (No.10-24x1/2")	3	455380

2.821 BUSHING-CUP-RETAINER, HORN BUTTON

1961-62	21 All	BUSHING, horn button cup spacer-w/std. wheel	1	764402
1961-62	23 All	horn button cup spacer-w/std. wheel	3	530172
1961-62	21 All	horn ring spacer-w/D wheel	1	764761
1961-62	21 All	CUP, horn button cap contact-w/std. wheel	1	764401
1961-62	23 All	horn button-w/STD. wheel	1	536188
1961-62	21 All	RETAINER, horn button cap-w/std. wheel	1	764427
1961-62	21 All	SCREW, horn button cup bushing-w/std. wheel	3	764546
1961-62	23 All	horn button cup bushing-w/std. wheel	3	530180
1961-62	21 All	horn ring spacer-w/D wheel	3	764549

2.830 RING, STEERING WHEEL HORN

1961-62	All exc. 21	w/D wheel	1	538729
1961-62	21 All	w/D wheel	1	765911

2.845 BRACKET, AUXILIARY HORN

1961-62	All exc. 21	horn to inner hood panel	1	535946
---------	-------------	--------------------------	---	--------

2.859 BEARING AND HORN CABLE ASSY., STRG. SHAFT

1961-62	21 All	Upper	1	5671988
1961	All exc. 21	Upper	1	5671740
1962	All exc. 21	Upper	1	5676435
1961-62	21 All	WIRE ASSY., horn to main wire connector- exc. high note horn	1	2978619
1961	21 All	w/high note horn-factory installed	1	2978620
1961	21 All	w/high note horn-field installed	1	2979032
1962	21 All	w/aux. horn-field installed	1	2981003

2.892 FLASHER ASSY., DIRECTION SIGNAL

1961-62	21, 2335-45, 2735		1	3713382
1961	All exc. 2335-45, 2735		1	530675
1962	26, 28 All		1	530675
1961	21 All	CLIP, horn wire to direction signal cable	1	3764842
1961	21 All	direction signal cable to strg. col. jacket	1	3764842

2.895 SWITCH ASSY., DIRECTION SIGNAL

1961-62	All exc. 21		1	1993531
1961	21 All	(▲) (2-7/16" long)	1	6257036
1961-62	21 All	(▲▲) (3-7/16" long)	1	1993558
1961-62	All exc. 21	BEARING, direction signal actuator rod	1	530724
1961	21 All	CABLE ASSY., direction signal switch- w/6257036 switch	1	3780490
1961-62	21 All	w/1993558 switch	1	540299
1961	21 All	CONTROL ASSY., direction signal-w/6257036 switch	1	899841
1961-62	21 All	w/1993558 switch	1	916646
1961-62	All exc. 21	ACTUATOR ASSY., switch	1	1995842
1961-62	All exc. 21	LEVER, direction signal switch driver	1	537966
1961-62	21 All	RING, control actuating	1	5950745
1961-62	All exc. 21	ROD, switch actuator	1	1951777
1961-62	21 All	ROLLER, cont. actuating ring detent-nylon	1	5946117
1961-62	All exc. 21	SPRING, switch actuator rod anti-rattle	1	535914
1961-62	All exc. 21	switch actuator cancelling	1	1948149
1961-62	21 All	cancelling pawl	1	5950747
1961-62	21 All (8.913)	SCREW, switch cable to control (No. 8-32x7/16")	1	455690
1961	21 All (8.977)	switch cable to switch (No. 8-32x5/8")	1	425363
1961-62	21 All	actuating ring to housing pivot	1	5950701

▲NOTE: 1st type, used on first 2000 cars.

▲▲NOTE: 2nd type, used after 2000 cars, on 1961.

2.896 CAM, DIRECTION SIGNAL CANCELLING

1961-62	21 All		1	540052
1961-62	21 All	PAWL, control cancelling	2	5951729
1961-62	All exc. 21	PIN, cont. cancelling-spring type (5/32"x1")	1	271448

2.897 LEVER, DIRECTION SIGNAL CONTROL

1961-62	All		1	539991
---------	-----	--	---	--------

2.902 CLAMP, DIRECTION SIGNAL

1961-62 21 All control cable-w/1993558 switch 1 540300

2.906 HOUSING, DIRECTION SIGNAL

1961-62 P/8 1 1951814

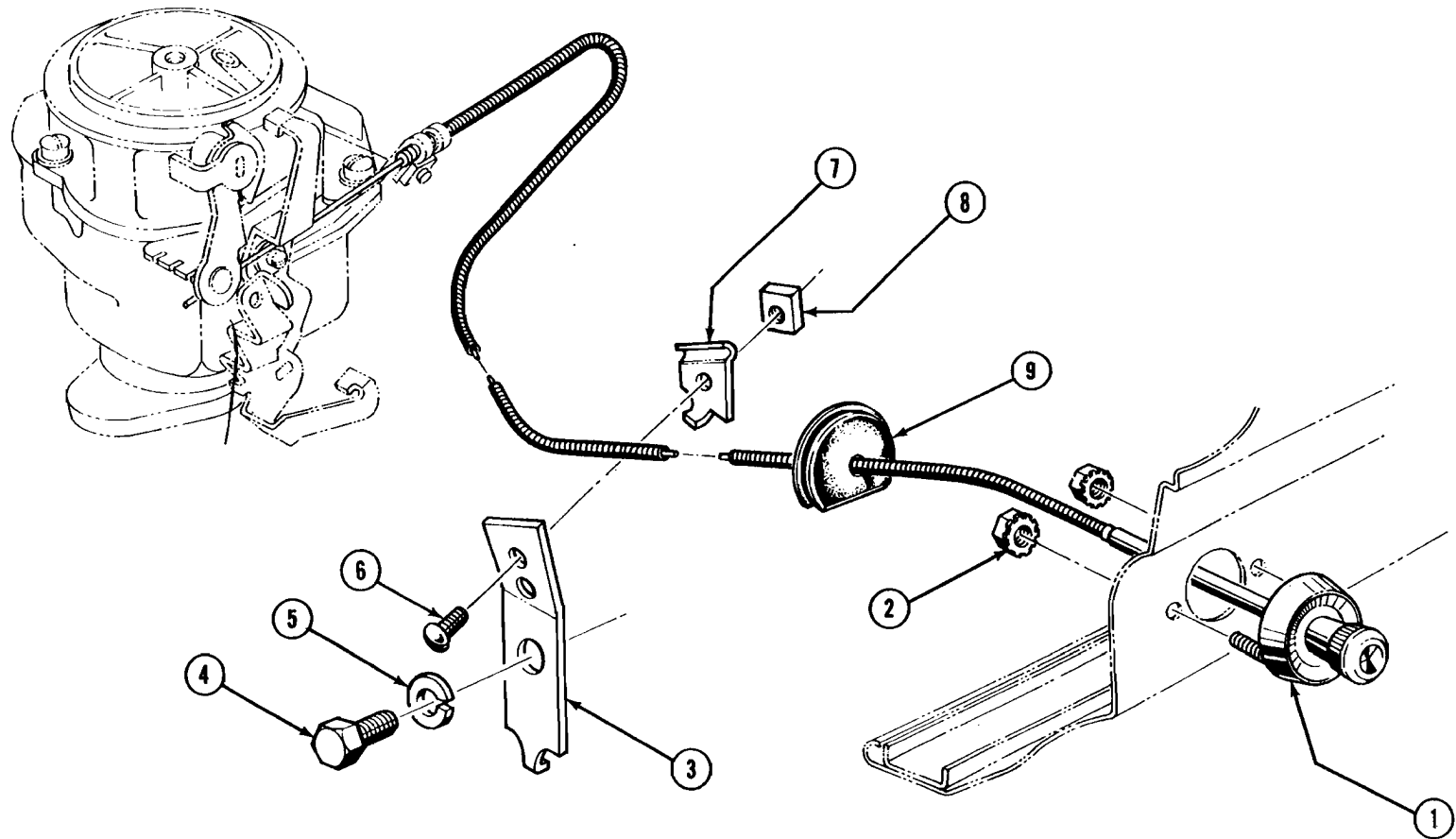
2.910 SHIELD-YOKE, DIRECTION SIGNAL

1961-62 P/8 SHIELD, direction signal housing 1 1936554
1961-62 P/8 YOKE, direction signal actuator 1 1951812

2.916 SPRING, SWITCH ACTUATOR YOKE DETENT

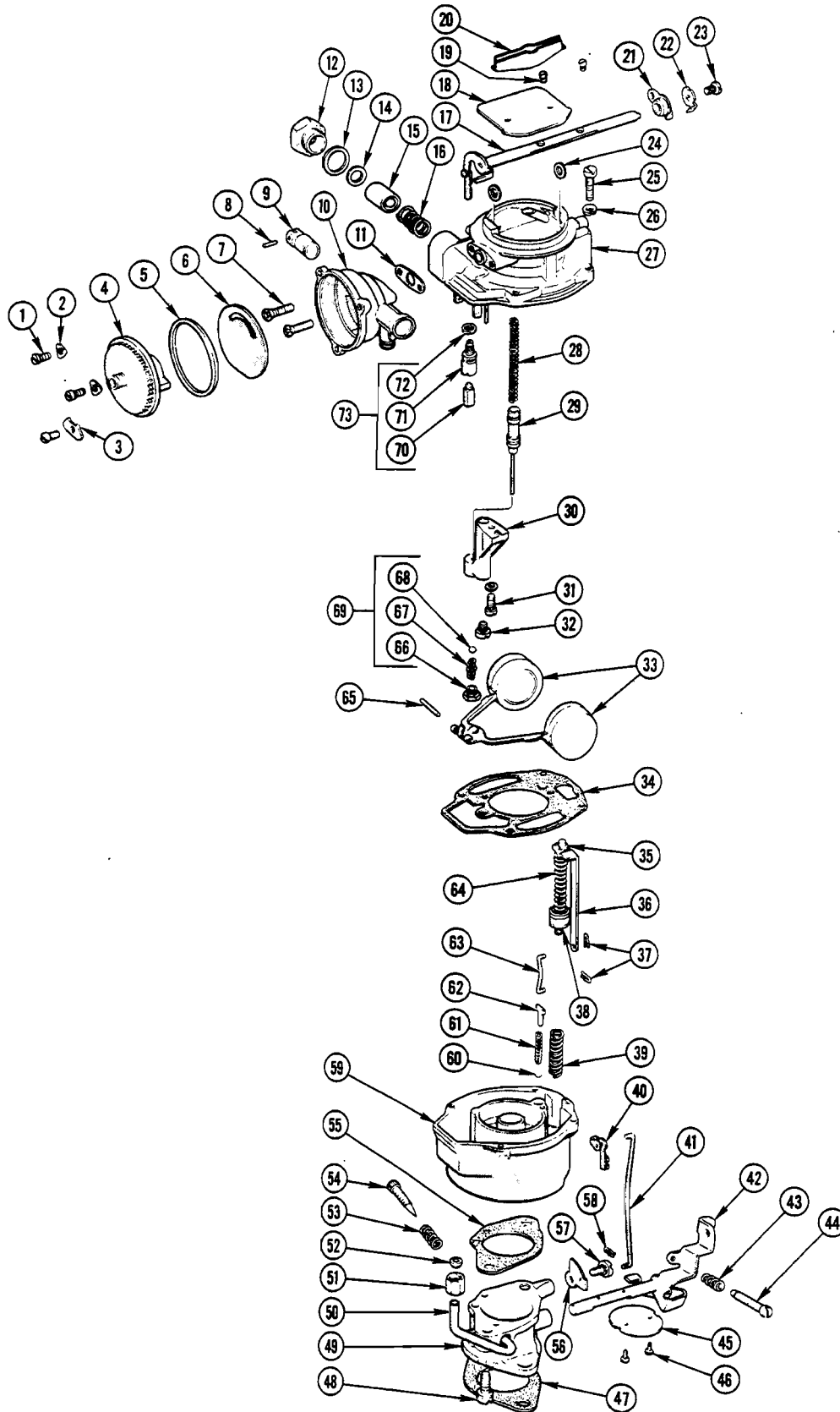
1961-62 T/4-T/8 1 5951982
1961-62 P/8 1 1929964

MEMO



CHOKE CABLE AND CONTROLS (TEMPEST SERIES)

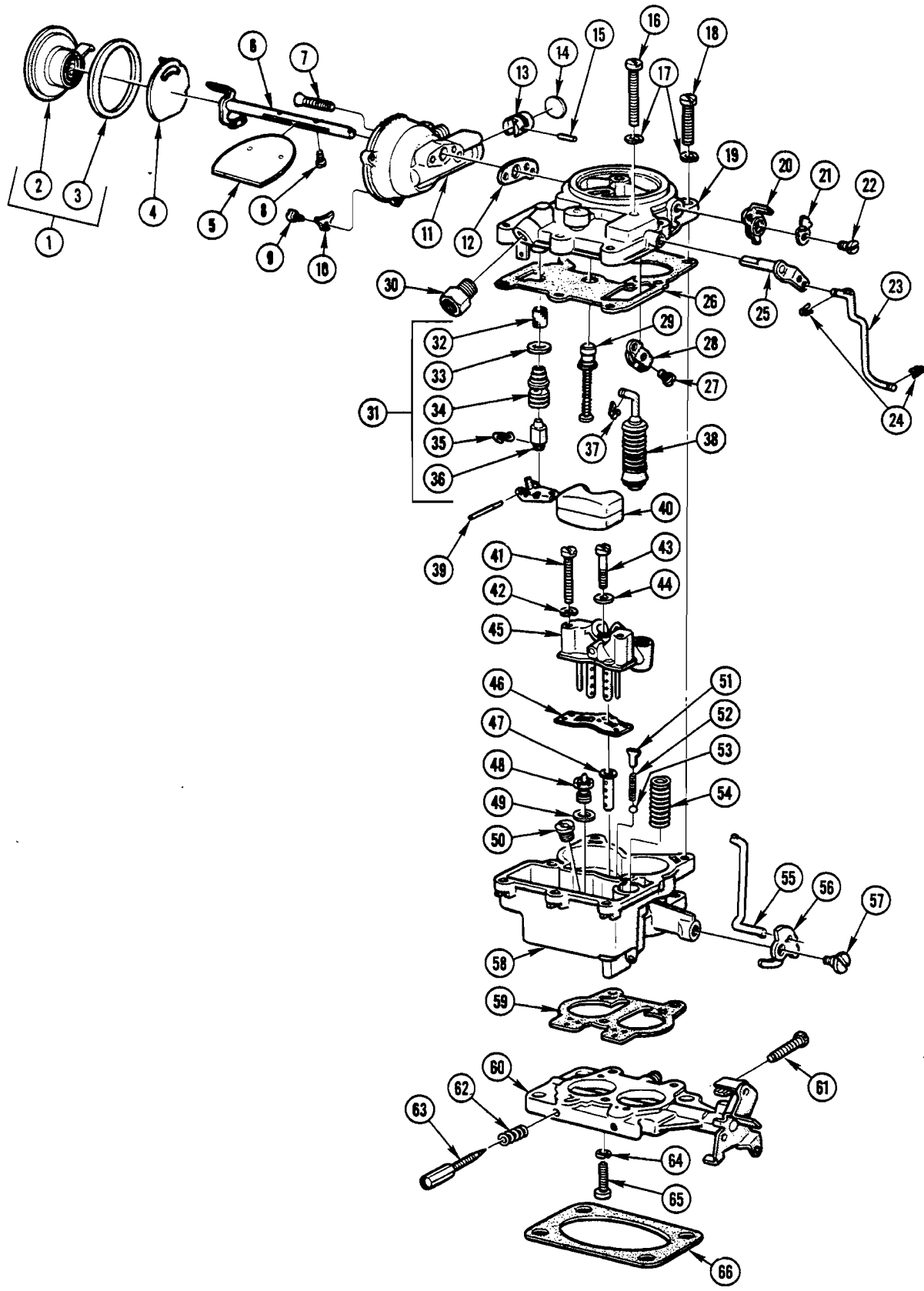
KEY	PART NAME	GROUP NO.
1	CONTROL ASSY., Choke	3.752
2	NUT, Control to Dash (#10-24)	8.915
	WASHER, Control to Dash (#10)	8.932
3	SUPPORT, Control Cable	3.752
4	BOLT, Support to Block (3/8"-16 x 5/8")	8.900
5	L/WASHER, Support to Block (3/8")	8.931
6	SCREW, Clamp to Support (#10-24 x 1/2")	8.906
7	CLAMP, Cable to Support	3.752
8	NUT, Clamp to Support (#10-24)	8.915
9	GROMMET, Choke Cable Dash	9.775



1961-62 ROCHESTER SINGLE BARREL CARB. (TEMPEST SERIES)

KEY	PART NAME	GROUP NO.
1	- SCREW, Choke Housing	3.750
2	- RETAINER, Choke Housing Cover (Plain)	3.750
3	- RETAINER, Choke Housing Cover (Toothed)	3.750
4	- COVER & COIL ASSY.	3.750
5	- GASKET, Choke Cover	3.750
6	- PLATE, Choke Baffle	3.750
7	- SCREW, Choke Housing	3.750
8	- PIN, Choke Piston	3.752
9	- PISTON, Choke	3.752
10	- HOUSING ASS'Y, Choke	3.750
11	- GASKET, (Early Production 1961)	N.S.
12	- NUT, Fuel Inlet Filter	3.740
13	- GASKET, Inlet Filter Nut	3.740
14	- GASKET, Fuel Inlet	3.740
15	- STRAINER, Fuel Inlet	3.740
16	- SPRING, Fuel Inlet Filter	3.740
17	- SHAFT, Lever & Link Ass'y, Choke	3.752
18	- VALVE, Choke	3.751
19	- SCREW, Choke Valve Attaching	3.751
20	- BRACKET, Air Cleaner Stud	3.405
21	- LEVER & COLLAR ASS'Y, Choke	3.752
22	- LEVER, Choke Trip	3.752
23	- SCREW, Choke Trip Lever (6-32 x 5/16")	3.752
24	- WASHER, Choke Valve (Teflon)	3.752
25	- SCREW, Air Horn (12-28 x 5/16")	3.730
26	- LOCK WASHER (12-Med.)	8.931
27	- AIR HORN	3.730
28	- SPRING, Vacuum Piston	3.859
29	- PISTON ASS'Y, Vacuum	3.858
30	- SUPPORT ASS'Y, Main Well & Power Valve	3.794
31	- SCREW & WASHER, Main Well Support	3.794
32	- JET, Standard	3.792
33	- FLOAT	3.745
34	- GASKET, Bowl Cover to Float Bowl	3.738
35	- RETAINER, Pump	N.S.
36	- PLUNGER, Pump	N.S.
37	- RETAINER SPRING	3.841
38	- PLUNGER & ROD, Pump (Consists of 35-36-38-64)	3.838
39	- SPRING, Pump Return	3.841
40	- CLIP, Choke Rod	3.752
41	- ROD, Choke	3.752
42	- LEVER ASS'Y, Throttle Body	N.S.
43	- SPRING, Fast Idle Adj. Screw	3.766
44	- SCREW, Idle Stop Cam	3.766
45	- VALVE, Throttle	N.S.
46	- SCREW, Throttle Valve	N.S.
47	- GASKET, Carb. to Manifold	3.726
48	- SCREW, Throttle Body	3.741
49	- BODY ASS'Y, Throttle (Consists of 42-45-46)	3.729
50	- TUBE & SEAL ASS'Y, Choke Suction	3.750
51	- NUT, Choke Suction Tube	3.750
52	- PACKING, Choke Suction Tube	3.750
53	- SPRING, Idle Air Adj. Screw	3.823
54	- NEEDLE, Idle Adjusting	3.822
55	- GASKET, Throttle Body	3.735
56	- CAM, Fast Idle	3.766
57	- SCREW, Cam Attaching	3.767
58	- RETAINER SPRING	3.752
59	- BOWL ASS'Y, Float	3.734
60	- BALL, Pump Discharge	3.825
61	- SPRING, Pump Discharge	3.825
62	- GUIDE, SPRING, Pump Discharge	3.825
63	- LINK, Pump Connector	3.843
64	- SPRING, Pump	N.S.
65	- PIN, Float Lever	3.747
66	- PLUG, Power Valve	N.S.
67	- SPRING, Power Valve	N.S.
68	- BALL, Power Valve	N.S.
69	- POWER VALVE ASS'Y	3.858
70	- NEEDLE, Float	N.S.
71	- SEAT, Needle	N.S.
72	- GASKET, Needle & Seat	N.S.
73	- VALVE, Float Ass'y	3.814

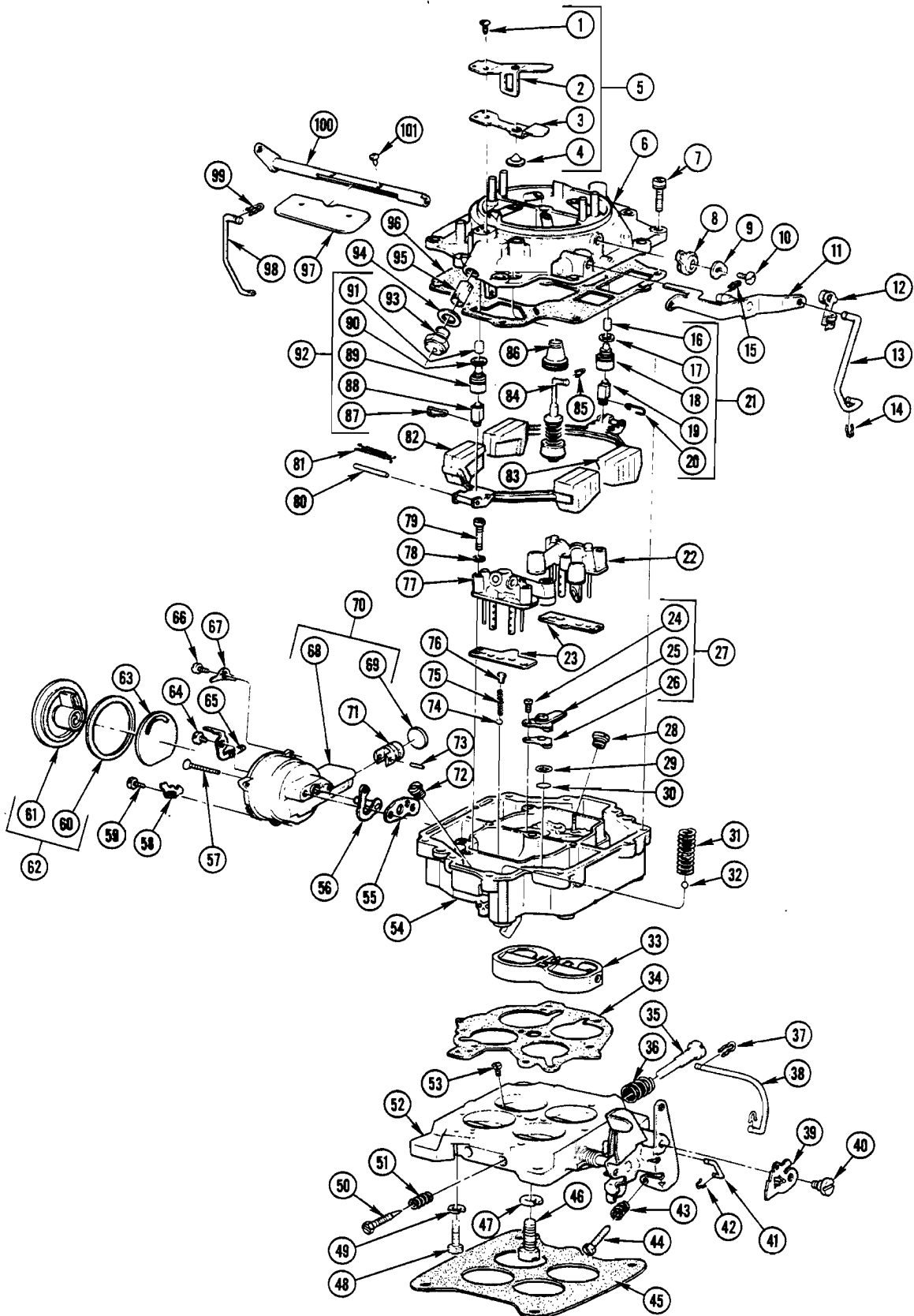
1961-62 ROCHESTER SINGLE BARREL CARB. (TEMPEST SERIES)



1961 ROCHESTER TWO BARREL CARB. (TEMPEST SERIES)

KEY	PART NAME	GROUP NO.
1	- COVER & COIL ASSY.	3.750
2	- THERMOSTAT, Coil Cover	N.S.
3	- GASKET, Choke Cover	3.750
4	- PLATE, Baffle	3.750
5	- VALVE, Choke	3.751
6	- SHAFT & LEVER ASSY.	3.752
7	- SCREW, Choke Housing	3.750
8	- SCREW, Choke Valve Attaching (6-32 x 9/32")	3.751
9	- SCREW, Choke Cover (8-32 x 5/16")	8.907
10	- RETAINER, Choke Housing Cover	3.750
11	- HOUSING ASSY., Choke	3.750
12	- GASKET, Choke Housing to Air Horn	3.750
13	- PISTON, Choke	3.752
14	- PLUG, Choke Housing Expansion	3.750
15	- PIN, Choke Piston	3.752
16	- SCREW, Air Horn (10-32 x 1 3/8")	3.730
17	- LOCKWASHER (10-Med.)	8.931
18	- SCREW, Air Horn (10-32 x 1 5/16")	3.730
19	- AIR HORN	3.730
20	- LEVER & COLLAR ASSY.	3.752
21	- LEVER, Choke Trip	3.752
22	- SCREW, Trip Lever	3.752
23	- ROD, Pump Lever Actuating	3.843
24	- RETAINER, Spring	3.843
25	- SHAFT & LEVER ASSY., Pump	3.842
26	- GASKET, Bowl Cover to Float Bowl	3.738
27	- SCREW, Pump Lever	N.S.
28	- LEVER, Pump Inside	3.842
29	- PISTON, Power	3.858
30	- CONNECTOR, Fuel Inlet	N.S.
31	- NEEDLE & SEAT ASSY.	3.814
32	- STRAINER, Needle Seat	3.740
33	- GASKET, Needle Seat	3.832
34	- SEAT, Float Valve	N.S.
35	- VALVE, Float	N.S.
36	- CLIP, Float Valve	N.S.
37	- RETAINER SPRING, Pump Plunger	3.843
38	- PLUNGER & ROD, Pump	3.838
39	- PIN, Float Lever	3.747
40	- FLOAT ASSY.	3.745
41	- SCREW, Venturi Cluster Outer (8-32 x 1 3/16")	3.786
42	- LOCKWASHER (8-Std.)	8.931
43	- SCREW, Venturi Cluster Center (8-32 x 1 5/16")	3.786
44	- GASKET, Center Screw	3.786
45	- VENTURI CLUSTER ASSY.	3.786
46	- GASKET, Venturi Cluster	3.790
47	- INSERT, Main Well	3.734
48	- VALVE, Power	3.858
49	- GASKET, Power Valve	3.858
50	- JET, Standard	3.792
51	- GUIDE, Pump Discharge	3.825
52	- SPRING, Pump Discharge	3.825
53	- BALL, Pump Discharge	3.825
54	- SPRING, Pump Return	3.841
55	- ROD, Choke	3.752
56	- CAM, Fast Idle	3.766
57	- SCREW, Cam Attaching	3.767
58	- BOWL ASSY., Float	3.734
59	- GASKET, Throttle Body	3.735
60	- BODY ASSY., Throttle	3.729
61	- SCREW, Idle Stop	3.766
62	- SPRING, Idle Air Adjusting Screw	3.823
63	- NEEDLE, Idle Adjusting	3.822
64	- LOCKWASHER, Throttle Body (12-Med.)	8.931
65	- SCREW, Throttle Body (12-28 x 1 3/16")	3.741
66	- GASKET, Carburetor to Manifold	3.726

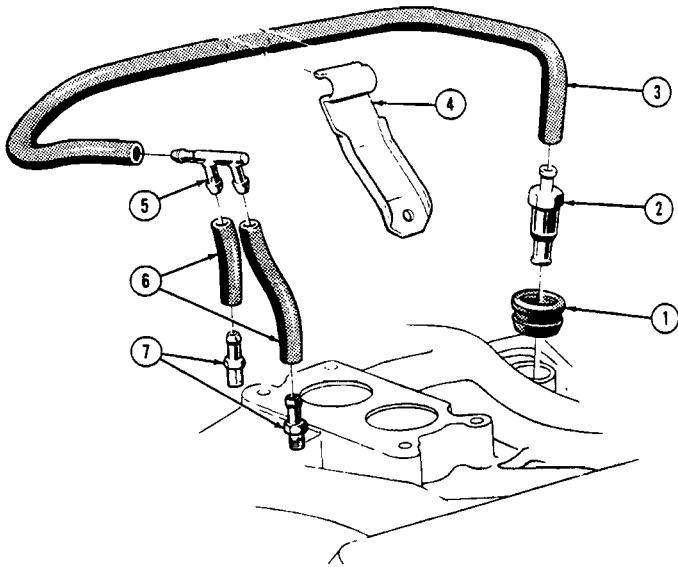
1961 ROCHESTER TWO BARREL CARB. (TEMPEST SERIES)



1961-62 FOUR BARREL ROCHESTER CARB. (TEMPEST SERIES)

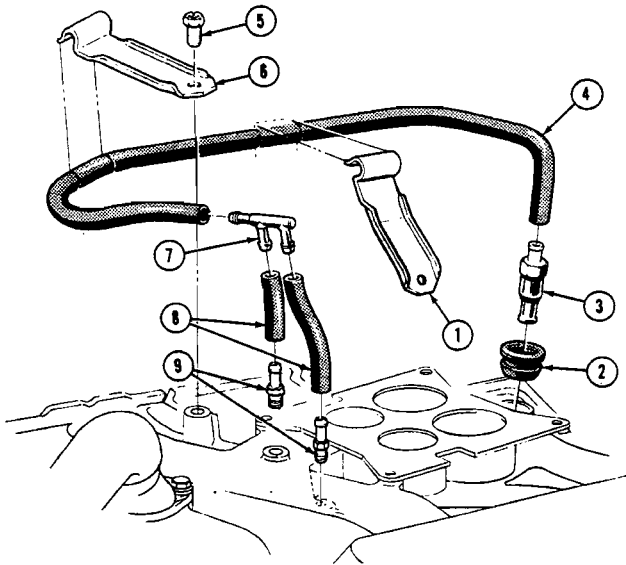
KEY	PART NAME	GROUP NO.	KEY	PART NAME	GROUP NO.
1	- SCREW, Idle Vent Valve	N.S.	52	- THROTTLE BODY ASS'Y	3.729
2	- SHIELD, Idle Vent Valve	3.852	53	- SCREW, Valve Attaching	N.S.
3	- ARM, Idle Vent Valve	N.S.	54	- BOWL ASS'Y, Float	3.734
4	- VALVE, Idle Vent	3.852	55	- GASKET, Choke Housing to Float Bowl	3.750
5	- IDLE VENT VALVE KIT (Consists of 1-3-4)	3.852	56	- SHAFT ASS'Y, Intermediate Choke	3.752
6	- AIR HORN	3.730	57	- SCREW, Choke Housing	3.750
7	- SCREW & WASHER, Air Horn (10-32 x 3/4")	3.730	58	- RETAINER, Choke Housing Cover (Toothed)	3.750
8	- LEVER & COLLAR ASS'Y	3.752	59	- SCREW, Choke Housing Cover	3.750
9	- LEVER, Choke Trip	3.752	60	- GASKET, Choke Cover	3.750
10	- SCREW, Choke Trip Lever	3.752	61	- THERMOSTAT, Coil & Cover	3.750
11	- SHAFT & LEVER ASS'Y, Pump	3.842	62	- COVER & COIL ASS'Y	3.750
12	- CLIP, Pump Rod	3.838	63	- PLATE, Baffle	3.750
13	- ROD, Pump Lever Actuating	3.843	64	- SCREW, Choke Piston Lever	3.752
14	- RETAINER SPRING	3.843	65	- LEVER & LINK ASS'Y, Choke	3.752
15	- RETAINER SPRING	3.842	66	- SCREW, Choke Housing Cover	3.750
16	- STRAINER, Needle Seat	N.S.	67	- RETAINER, Choke Housing Cover	3.750
17	- GASKET, Needle Seat	N.S.	68	- HOUSING CHOKE	N.S.
18	- SEAT, Float Valve	3.832	69	- PLUG, Expansion	3.750
19	- VALVE, Float	N.S.	70	- CHOKE HOUSING ASS'Y	3.750
20	- CLIP, Float Valve	N.S.	71	- PISTON, Choke	3.752
21	- NEEDLE & SEAT ASS'Y	3.814	72	- JET, Primary	3.702
22	- VENTURI CLUSTER ASS'Y (Secondary)	3.786	73	- PIN, Choke Piston	3.752
23	- GASKETS, Venturi Cluster	3.790	74	- BALL, Pump Discharge	3.825
24	- SCREW, Idle Compensator	3.820	57	- SPRING, Pump Discharge	3.825
25	- IDLE COMPENSATOR	N.S.	76	- GUIDE, Pump Discharge	3.825
26	- GASKET, Idle Compensator	3.820	77	- VENTURI, Cluster Ass'y. (Primary)	3.786
27	- IDLE COMPENSATOR KIT	3.820	78	- LOCKWASHER (8-Std.)	8.931
28	- JET, Secondary	3.792	79	- SCREW, Venturi Cluster (8-32 x 1")	3.786
29	- RETAINER, Pump Inlet Screen	3.841	80	- PIN, Float Lever	3.747
30	- SCREEN, Pump Inlet	3.841	81	- SPRING, Float Assist Torsion	3.745
31	- SPRING, Pump Return	3.841	82	- FLOAT ASS'Y	3.745
32	- BALL, Pump Check	3.826	83	- FLOAT ASS'Y	3.745
33	- VALVE, Auxiliary Throttle	3.758	84	- PLUNGER & ROD, Pump	3.838
34	- GASKET, Throttle Body	3.738	85	- RETAINER SPRING	3.843
35	- SCREW, Idle Air Adjusting	3.822	86	- BOOT, Pump Rod	3.838
36	- SPRING, Idle Air Screw	3.823	87	- CLIP, Float Valve	N.S.
37	- RETAINER SPRING	3.843	88	- VALVE, Float	N.S.
38	- ROD, Choke	3.752	89	- SEAT, Float Valve	N.S.
39	- CAM, Fast Idle	3.766	90	- GASKET, Needle Seat	3.832
40	- SCREW, Fast Idle Cam	3.767	91	- STRAINER, Needle Seat	N.S.
41	- LINK, Secondary Lever	3.762	92	- NEEDLE & SEAT ASS'Y	3.814
42	- RETAINER SPRING	3.762	93	- NUT, Inlet Strainer	3.740
43	- SPRING, Fast Idle Screw	3.766	94	- GASKET, Inlet Strainer Nut	3.740
44	- SCREW, Fast Idle Adjusting	3.766	95	- STRAINER, Fuel Inlet	3.740
45	- GASKET, Carburetor to Manifold	3.726	96	- GASKET, Bowl Cover to Float Bowl	3.738
46	- SCREW, Throttle Body (3/8"-24 x 1 1/8")	3.741	97	- VALVE, Choke	3.751
47	- LOCKWASHER (3/8" Std.)	8.931	98	- ROD, Choke Intermediate	3.752
48	- SCREW, Throttle Body (12-28 x 13/16")	3.741	99	- RETAINER SPRING	3.752
49	- LOCKWASHER (12-Med.)	8.931	100	- SHAFT & LEVER ASS'Y, Choke	3.752
50	- NEEDLE, Idle Air Adjusting	3.822	101	- SCREW, Choke Valve Attaching	3.751
51	- SPRING, Idle Needle	3.823			

1961-62 FOUR BARREL ROCHESTER CARB. (TEMPEST SERIES)



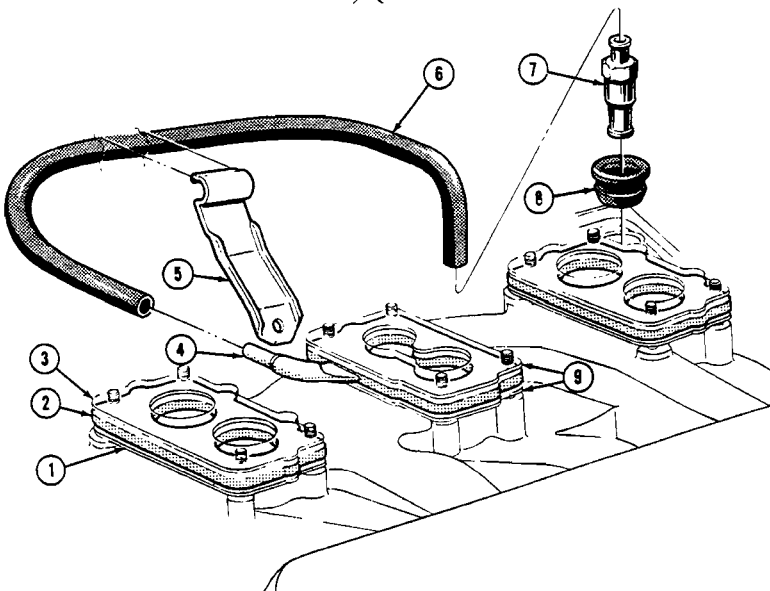
PONTIAC 8 CYL. 2 B.C.

KEY	PART NAME	GROUP NO.
1	GROMMET PKG., Vent Outlet	1.773
2	VALVE PKG., Vent Outlet	1.764
3	HOSE, Vent Outlet	1.762
4	BRACKET PKG. VENT HOSE	1.763
5	CONNECTOR, Vent Hose	1.764
6	HOSE, Conn. to Fitting and Elbow	1.762
7	FITTING, Vent Hose to Manifold	1.764



PONTIAC 8 CYL. 4 B.C.

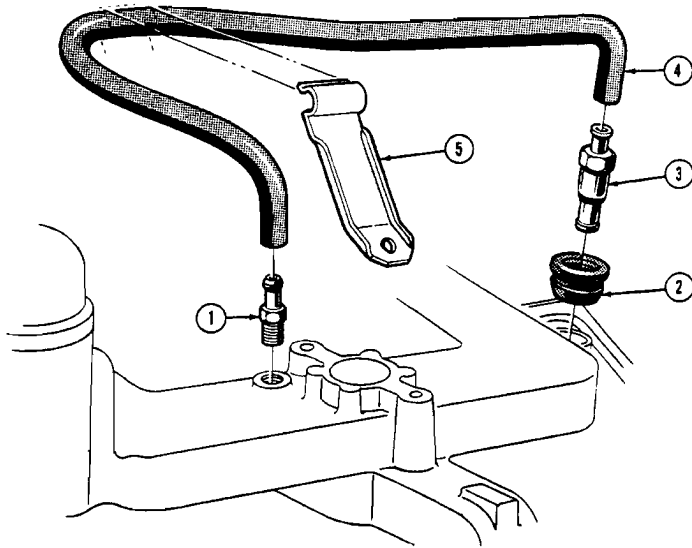
KEY	PART NAME	GROUP NO.
1	BRACKET PKG., Vent Hose	1.763
2	GROMMET PKG., Vent Outlet	1.773
3	VALVE PKG. VENT OUTLET	1.764
4	HOSE, Vent Outlet	1.762
5	BOLT (3/8"-16 x 5/8")	8.900
6	BRACKET, Vent Hose Supt. to Manifold	1.763
7	CONNECTOR, Vent Hose	1.764
8	HOSE, Conn. to Fitting and Elbow	1.762
9	FITTING, Vent Hose to Manifold	1.764



PONTIAC 8 CYL. 3/2 B.C.

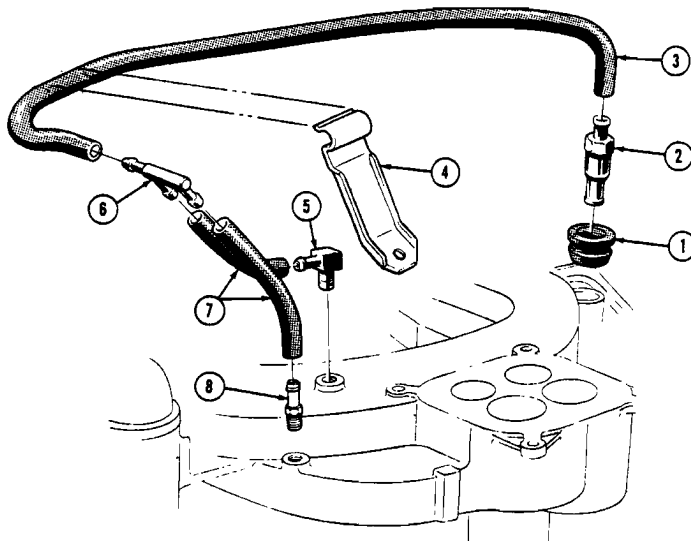
KEY	PART NAME	GROUP NO.
1	GASKET PKG., Carb. to Manifold	3.726
2	SPACER PKG., Carb. to Manifold	1.764
3	GASKET PKG., Carb. to Manifold	3.726
4	SPACER PKG., Carb. to Manifold-Center	1.764
5	BRACKET PKG., Vent Hose	1.763
6	HOSE, Vent Outlet	1.762
7	VALVE PKG., Vent Outlet	1.764
8	GROMMET PKG., Vent Outlet	1.773
9	GASKET PKG., Carb. to Manifold	3.726

1961 POSITIVE CRANKCASE VENTILATOR (EXC. TEMPEST SERIES)



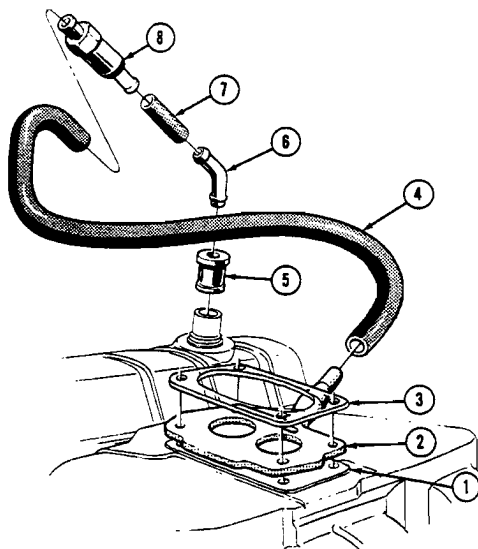
TEMPEST 4 CYL. 1 B.C.

KEY	PART NAME	GROUP NO
1	FITTING, Vent Hose to Man.	1.764
2	GROMMET PKG., Vent Outlet	1.773
3	VALVE PKG., Vent Outlet	1.764
4	HOSE, Vent Outlet	1.762
5	BRACKET, Vent Hose Supt. to Man.	1.763



TEMPEST 4 CYL. 4 B.C.

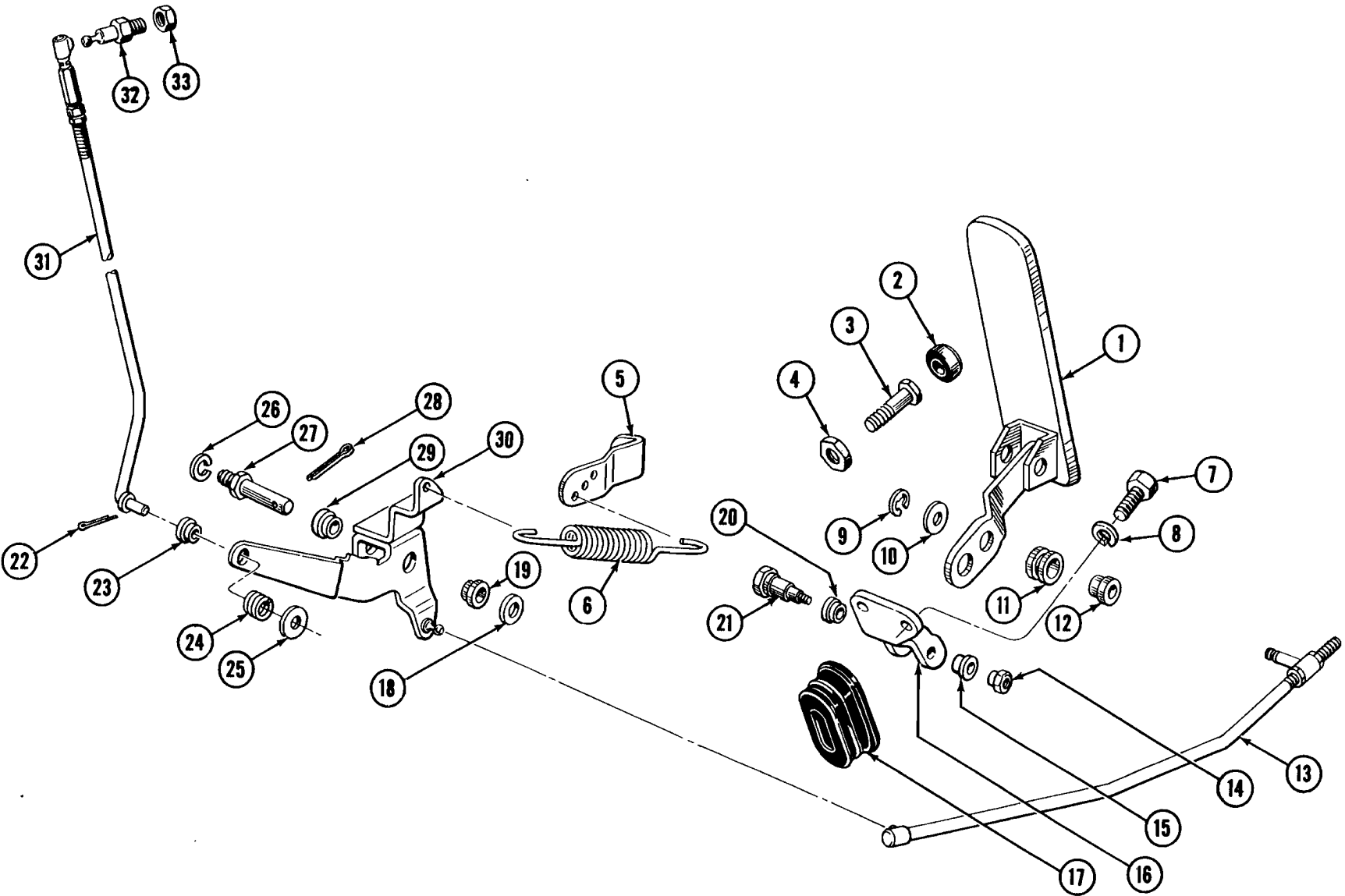
KEY	PART NAME	GROUP NO
1	GROMMET PKG., Vent Outlet	1.773
2	VALVE PKG., Vent Outlet	1.764
3	HOSE, Vent Outlet	1.762
4	BRACKET, Vent Hose Supt. to Man.	1.763
5	ELBOW, Vent Hose to Man.	1.764
6	CONNECTOR, Vent Hose	1.764
7	HOSE, Conn. to Fitting and Elbow	1.762
8	FITTING, Vent Hose to Man.	1.764



TEMPEST 8 CYL. 2 B.C.

KEY	PART NAME	GROUP NO
1	GASKET, Vent Adapter to Man.	3.724
2	ADAPTER, Carb. to Man.	1.764
3	GASKET, Vent Adapter to Carb.	3.724
4	HOSE, Vent Outlet Valve to Adapter	1.762
5	GROMMET, Vent Outlet	1.773
6	TUBE, Vent Outlet Valve	1.764
7	SPACER, Hose	1.764
8	VALVE PKG., Vent Outlet	1.764

1961 POSITIVE CRANKCASE VENTILATOR (TEMPEST SERIES)



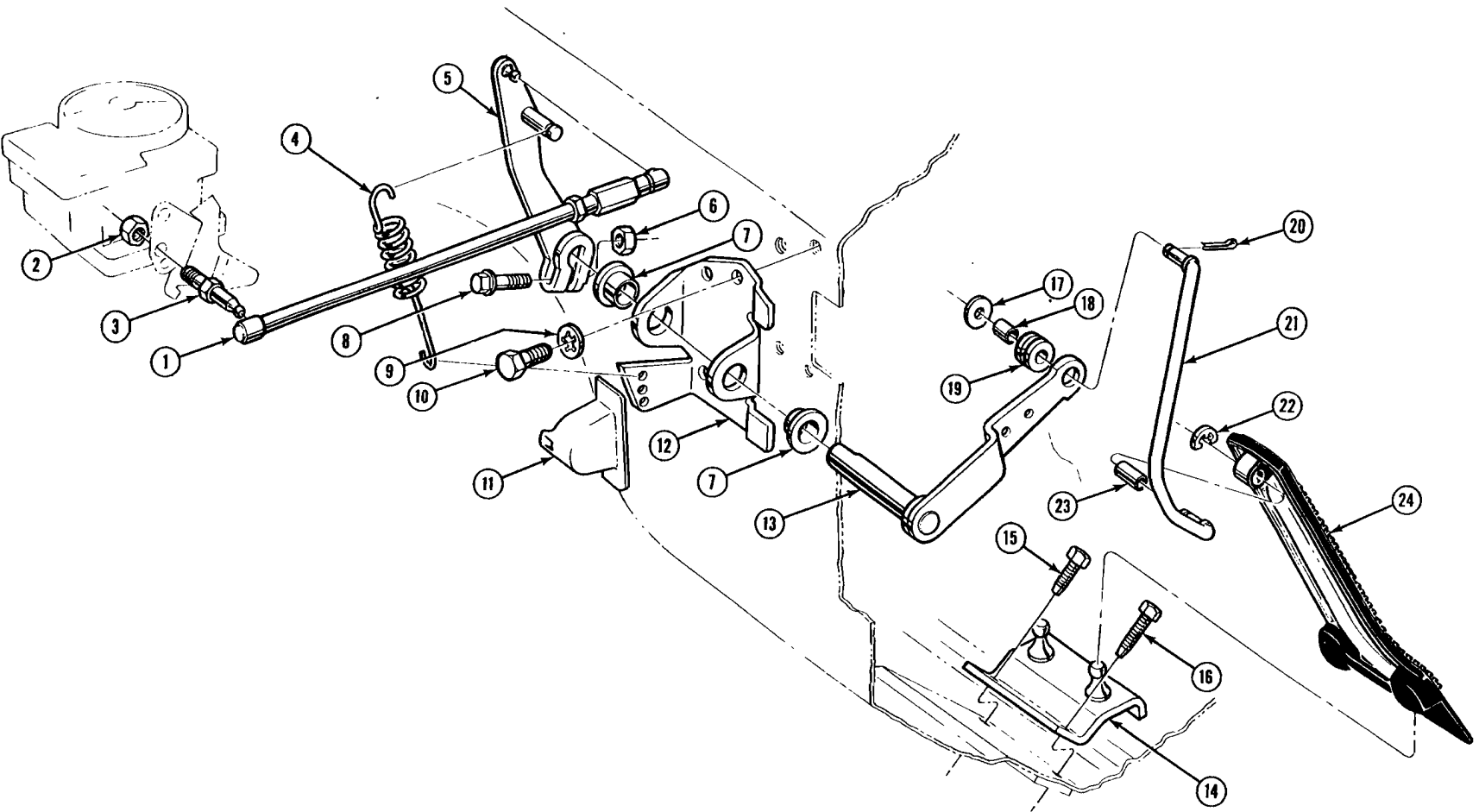
1961 ACCELERATOR LINKAGE (TEMPEST SERIES)

© 1961 PONTIAC MOTOR DIVISION, GENERAL MOTORS CORPORATION

1961 ACCELERATOR LINKAGE (TEMPEST SERIES)

KEY	PART NAME	GROUP NO.
1	PEDAL AND LEVER ASS'Y, Accelerator.....	3.451
2	BUMPER, Accelerator Pedal to Body.....	3.452
3	SCREW, Accelerator Pedal Bumper to Body.....	3.452
4	NUT, Accelerator Pedal Bumper to Body (5/16"-18).....	8.915
5	BRACKET, Throttle Control Return Spring.....	3.459
6	SPRING, Throttle Control Return.....	3.459
7	BOLT, Pedal Bracket to Toe Pan (1/4"-20 x 5/8").....	8.900
8	LOCK WASHER, Bracket to Toe Pan (1/4").....	8.931
9	RETAINER, Rod to Accelerator Lever.....	3.431
10	WASHER, Rod to Accelerator Lever.....	3.431
11	INSULATOR, Accelerator Pedal Lever.....	3.454
12	BUSHING, Accelerator Pedal Rod.....	3.431
13	ROD AND TRUNNION ASS'Y, Accelerator Pedal Throttle Control.....	3.431
14	NUT, Accelerator Pedal to Bracket.....	3.452
15	BUSHING (N.S.S. Part of Bracket Ass'y).....	N.S.
16	BRACKET ASS'Y, Accelerator Pedal.....	3.452
17	BELLOWS, Accelerator Pedal Lever.....	3.469

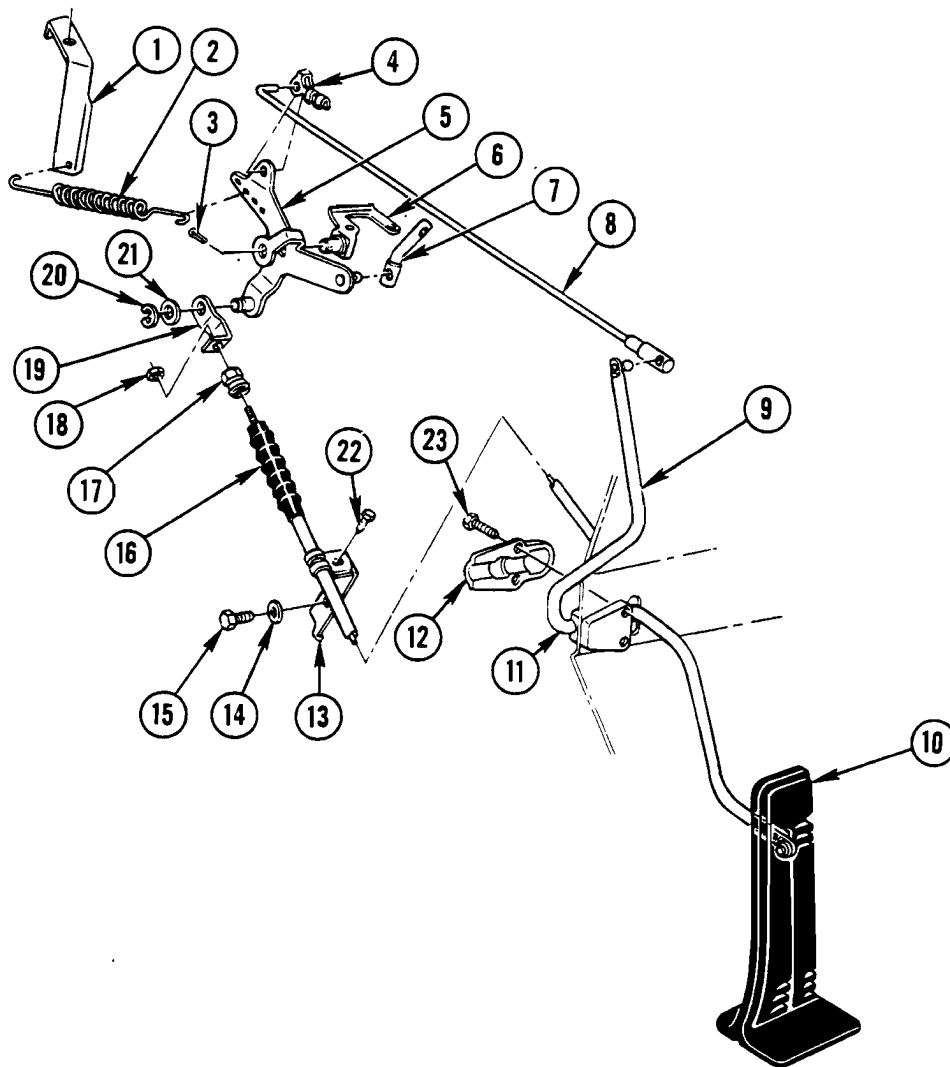
KEY	PART NAME	GROUP NO.
18	WASHER, Throttle Control Engine Lever Shaft (1 3/32" I.D. x 1 3/16" O.D.).....	8.929
19	BUSHING (N.S.S. Part of Lever and Stud Ass'y).....	N.S.
20	BUSHING (N.S.S. Part of Bracket Ass'y).....	N.S.
21	BOLT, Accelerator Pedal Lever to Bracket.....	3.452
22	PIN, Rod to Engine Lever (1/16" x 1/2" cotter).....	8.938
23	BUSHING (N.S.S. Part of Lever and Stud Ass'y).....	N.S.
24	SPRING, Rod to Engine Lever (3/8" I.D.).....	3.425
25	WASHER, Rod to Engine Lever (9/32" I.D. x 1/2" O.D.).....	8.929
26	LOCK WASHER, Shaft to Cyl. Block (3/8").....	8.931
27	SHAFT, Throttle Control Engine Lever.....	3.585
28	PIN, Throttle Control Engine Lever Shaft (3/32" x 3/4" Cotter).....	8.938
29	BUSHING (N.S.S. Part of Lever and Stud Ass'y).....	N.S.
30	LEVER AND STUD ASS'Y, Throttle Control Engine.....	3.585
31	ROD ASS'Y, Throttle Control Carburetor.....	3.430
32	STUD, Carburetor Rod.....	3.425
33	NUT, Carburetor Rod Stud (1/4"-28 Lock).....	8.917



1961 ACCELERATOR LINKAGE (EXC. TEMPEST SERIES)

1961 ACCELERATOR LINKAGE (EXC. TEMPEST SERIES)

KEY	PART NAME	GROUP NO.
1	ROD ASS'Y, Throttle Control—Carburetor	3.430
2	NUT, Hex. Lock—For Throttle Rod Ball Stud (1/4"-28)	8.917
3	STUD, Throttle Rod Ball	3.425
4	SPRING, Throttle Return (Coil)	3.459
5	LEVER ASS'Y, Rear	3.454
6	NUT, Rear Lever Ass'y. Screw (1/4"-28) Sq. Hd.	N. S.
7	BUSHING, Accelerator Pedal Lever	3.431
8	SCREW, Rear Lever Ass'y. (1/4"-28 x 1")	N. S.
9	WASHER, Accelerator Bracket Screw Lock (1/4")	8.932
10	SCREW, Accelerator Pedal Bracket to Toe Pan (1/4"-20 x 5/8")	8.977
11	SHIELD, Accelerator Control Rod	3.454
12	BRACKET ASS'Y, Accelerator Pedal	3.431
13	LEVER ASS'Y, Accelerator Pedal	3.454
14	BRACKET ASS'Y, Accelerator Pedal Mounting	3.452
15	SCREW, Hex. Head—Accelerator Pedal Bracket (1/4"-20 x 5/8")	8.977
16	SCREW, Hex. Head—Accelerator Pedal Bracket (1/4"-20 x 7/8")	8.977
17	WASHER, Accelerator Pedal Rod Lever	3.431
18	BUSHING, Accelerator Pedal Rod Lever	3.425
19	INSULATOR, Accelerator Control Rod Lever	3.454
20	PIN, Cotter—Accelerator Pedal Control Rod (1/16" x 1/2")	3.425
21	ROD, Accelerator Pedal Control	3.431
22	RING, Accelerator Pedal Retaining	8.934
23	BUSHING, Accelerator Pedal Rod—at Pedal	3.431
24	PEDAL ASS'Y, Accelerator	3.451

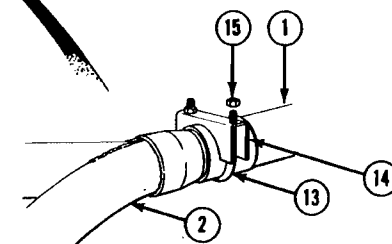
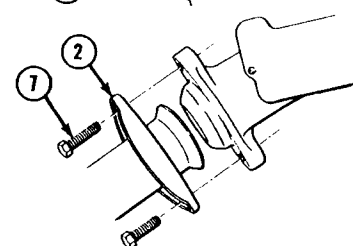
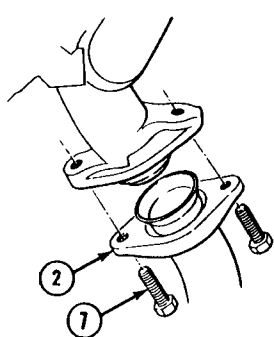
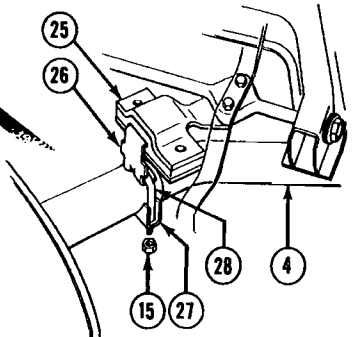
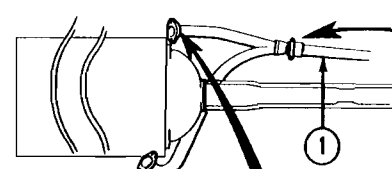
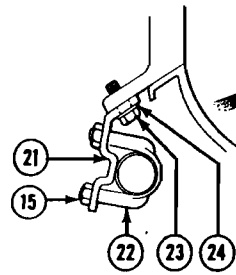
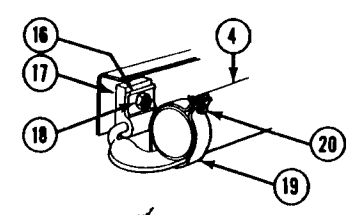
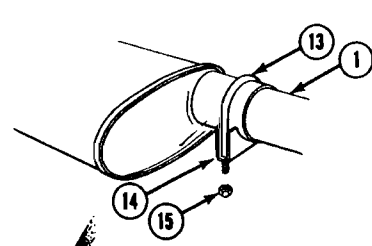
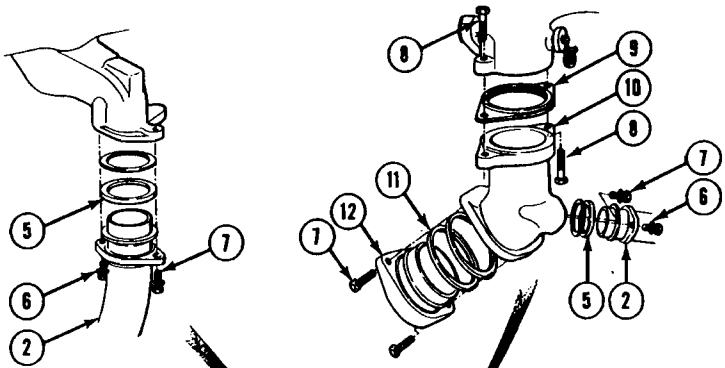
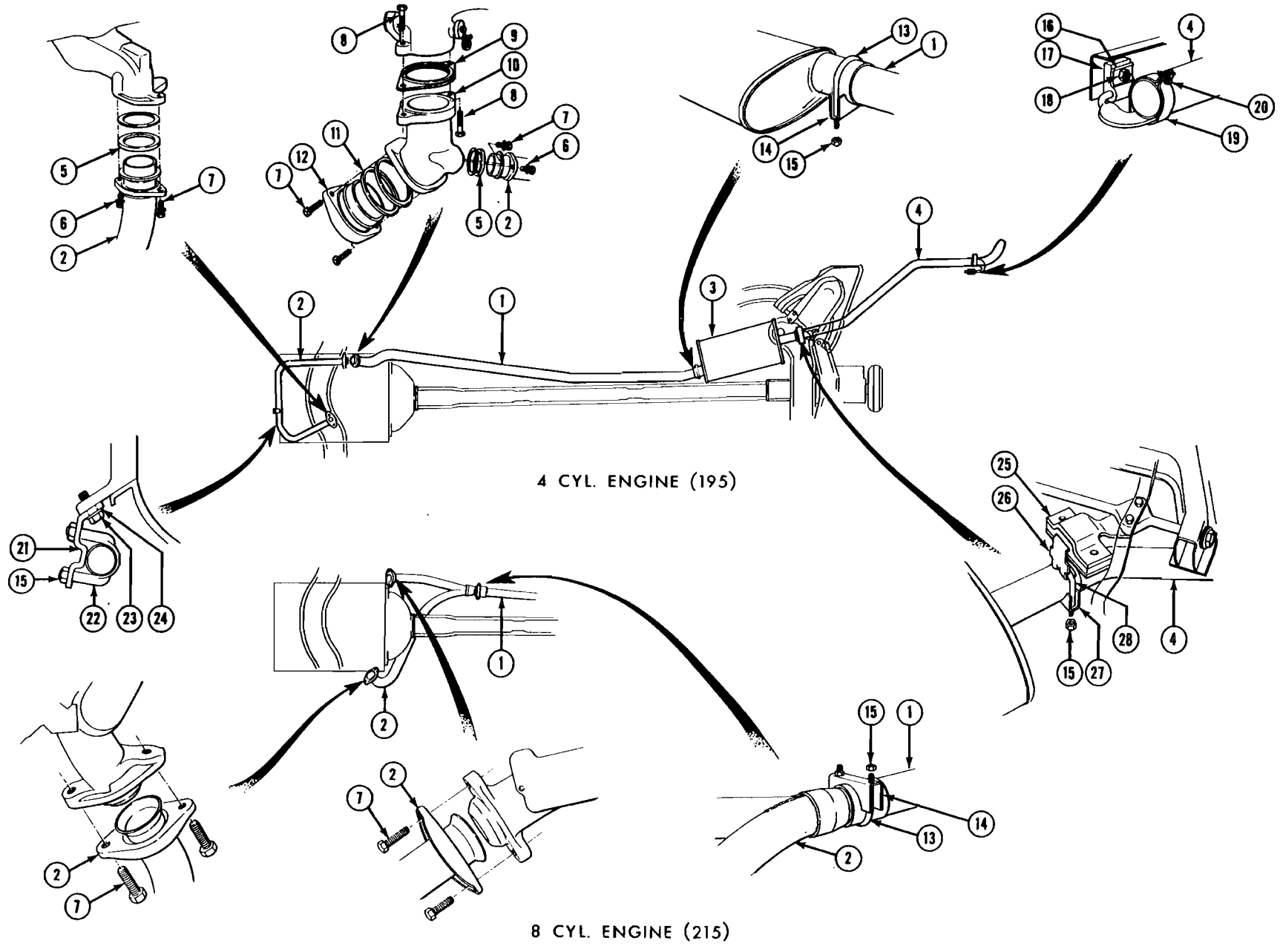


1962 ACCELERATOR LINKAGE (TEMPEST SERIES)

KEY	PART NAME	GROUP NO.	KEY	PART NAME	GROUP NO.
1	BRACKET, Idler Lever Return Spring	3.459	13	BRACKET, Trans. Control Cable Tube Supt.—Front.	4.040
2	SPRING, Throttle Control Return	3.459	14	LOCKWASHER (3/8" Med.)	8.929
3	COTTER PIN, to Brkt. (3/32" x 3/4")	8.938	15	BOLT, to Block (3/8"-16 x 5/8")	8.900
4	CLIP, Throttle Control Rod	N.S.	16	BOOT, Cable (Not-Serviced-Part of Cable & Tube Ass'y)	N.S.
5	LEVER ASS'Y, Throttle Control Idler	3.463	17	RETAINER, Trans. Throttle Control Cable	4.040
6	BRACKET & PIN ASS'Y, Idler Lever	3.463	18	NUT, to Carb. Lever (12-24)	8.915
7	LINK ASS'Y, Idler Lever to Carb. Lever	3.430	19	CONNECTOR, Tran. Throttle Control Cable	4.040
8	ROD ASS'Y, Throttle Control	3.430	20	RETAINER RING, to Idler Lever (1/4")	8.934
9	LEVER ASS'Y, Throttle Control	3.463	21	WASHER, to Idler Lever (9/32")	8.929
10	PEDAL, Accelerator	3.451	22	SCREW, Bracket (10-12 x 1/2")	8.977
11	BEARING, Control Lever—Rear	3.463	23	BOLT, to Dash (1/4"-20 x 1 1/4")	8.900
12	BEARING, Control Lever—Front	3.463			

1961 EXHAUST SYSTEM (TEMPEST SERIES-T/4 & T/8)

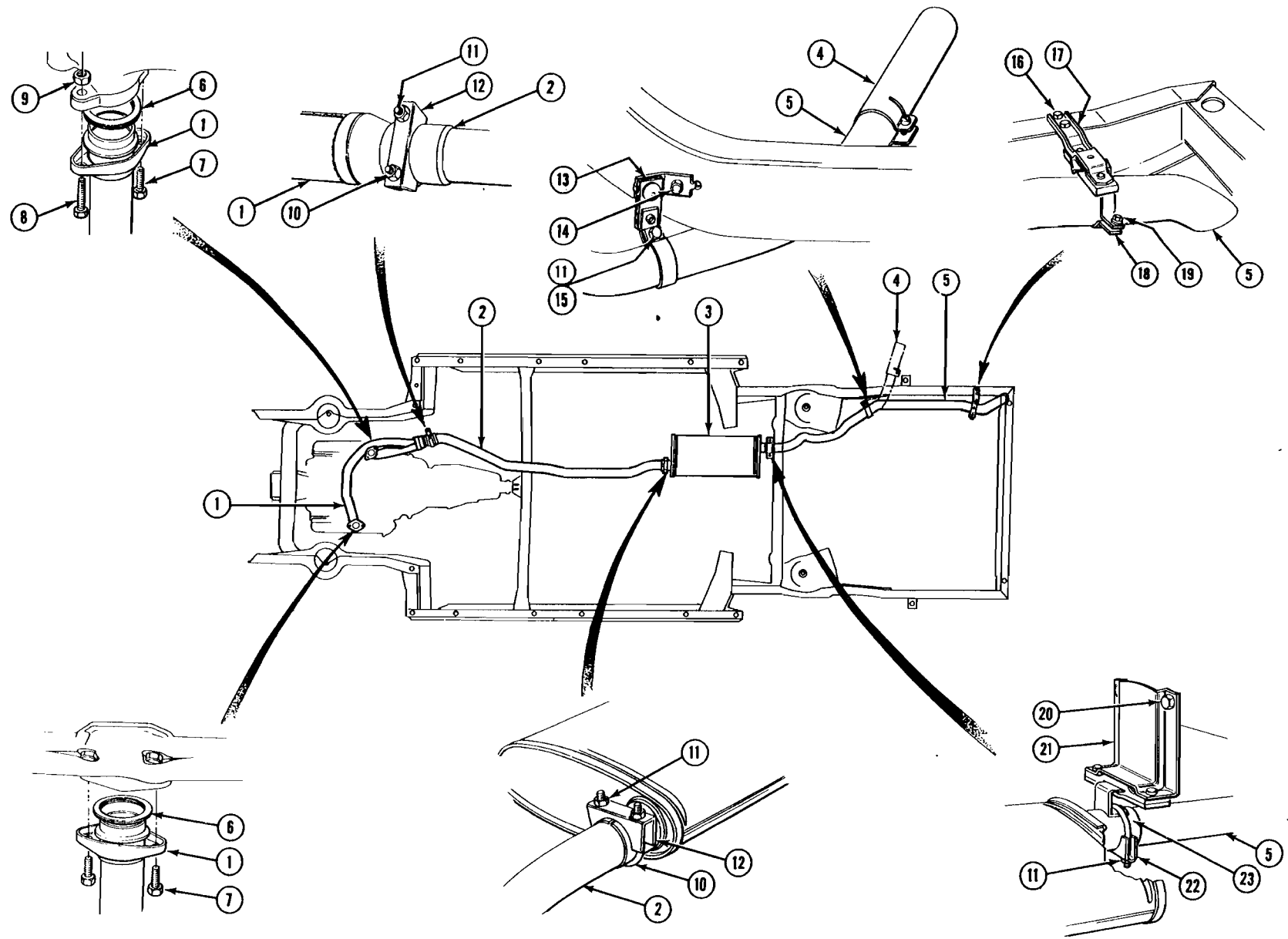
© 1961 PONTIAC MOTOR DIVISION, GENERAL MOTORS CORPORATION



1961 EXHAUST SYSTEM (TEMPEST SERIES—T/4 & T/8)

KEY	GROUP NO.	PART NO.	PART NAME
1	- 3.609	539388	PIPE, Exhaust—T/4
	3.609	537927	PIPE, Exhaust—T/8
2	- 3.609	539386	PIPE, Engine Crossover—T/4
	3.609	537923	PIPE, Engine Crossover—T/8
3	- 3.701	539141	MUFFLER, Exhaust—All
4	- 3.705	539219	PIPE, Muffler Tail—All
5	- 3.611	539400	GASKET, Exhaust Pipe Flange—T/4
6	- 8.932	138542	WASHER, $\frac{3}{8}$ " Internal Tooth Lock—T/4
7	- 8.900	180122	BOLT, $\frac{3}{8}$ "-16 x 1" Hex. Hd.—All
8	- 8.900	454906	BOLT, $\frac{3}{8}$ "-16 x 1 $\frac{1}{2}$ " Hex. Hd.—T/4
9	- 3.611	529542	GASKET, Connector to Manifold—T/4
10	- 3.609	539384	CONNECTOR, Manifold to Exh. Pipe—T/4
11	- 3.611	539402	GASKET, Connector to Exh. Pipe—T/4
12	- 3.610	539398	FLANGE, Exhaust Pipe—T/4
13	- 3.708	522429	"U" BOLT, Muffler to Exh. Pipe (2 $\frac{1}{2}$ " C. to C. of Studs)—All
	3.708	522429	"U" BOLT, Exh. Pipe to Crossover Support (2 $\frac{1}{2}$ " C. to C. of Studs)—T/8
14	- 3.708	529520	CLAMP, Muffler to Exhaust Pipe—All
	3.708	529520	CLAMP, Exh. Pipe to Crossover Support—T/8
15	- 8.915	121917	NUT, $\frac{5}{16}$ "-24 Hex—All
16	- 3.704	539383	WASHER, Insulator Reinforcing—All
17	- 3.704	539215	INSULATOR, Tail Pipe Support—All
18	- 8.977	9413229	SCREW, $\frac{5}{16}$ "-18 x 1" Hex. Hd.—All
19	- 3.706	540633	CLAMP & HOOK ASS'Y, Tail Pipe Supt.—All
20	- N.S.	—	SCREW, #14-10 x 1" W/Face Hex. Hd. Tapping—All
21	- 3.708	539696	CLAMP, Exh. Crossover Support—T/4
22	- 3.708	522380	"U" BOLT, Exh. Crossover Support—T/4
23	- 8.900	180077	BOLT, $\frac{5}{16}$ "-18 x $\frac{3}{4}$ " Hex. Hd.—T/4
24	- 8.931	120214	WASHER, $\frac{5}{16}$ " Med. Lock—T/4
25	- 3.706	539216	SUPPORT ASS'Y, Muffler—Rear—All
26	- 3.706	534556	STRAP, Muffler Rear Support—All
27	- 3.708	539142	CLAMP, Muffler to Tail Pipe—All
28	- 3.708	539143	"U" BOLT, Muffler to Tail Pipe Clamp—All

1961 SINGLE EXHAUST SYSTEM (EXC. TEMPEST SERIES)



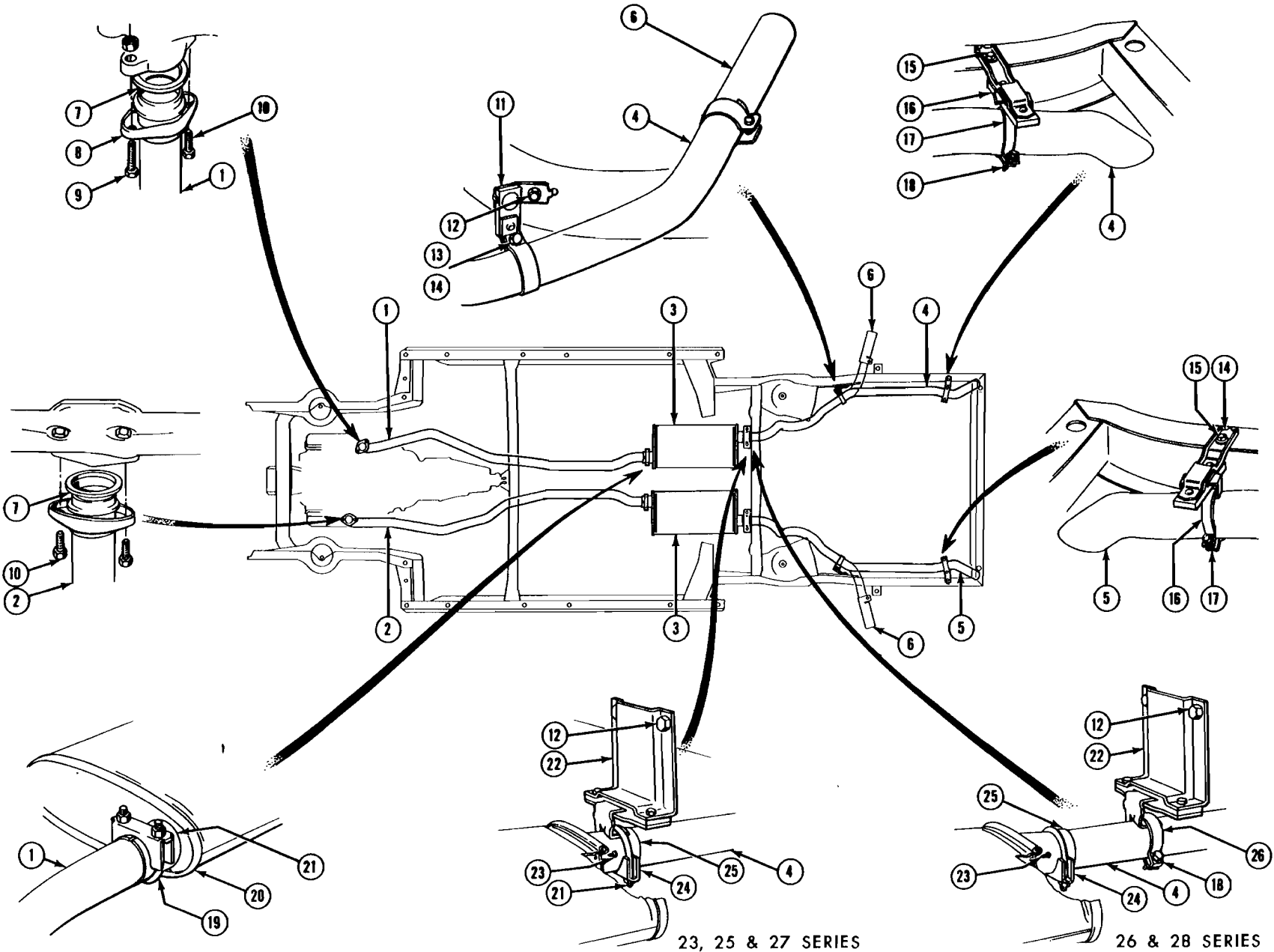
1961 SINGLE EXHAUST SYSTEM (EXC. TEMPEST SERIES)

© 1961 PONTIAC MOTOR DIVISION, GENERAL MOTORS CORPORATION

KEY	GROUP NO.	PART NO.	PART NAME
1	- 3.609	537217	PIPE, Exhaust Crossover—Exc. 425A
2	- 3.609	537238	PIPE, Exhaust—23, 25 & 27 All Exc. 425A
	3.609	537369	PIPE, Exhaust—26-28 All Exc. 425A
3	- 3.701	538616	MUFFLER, Exhaust—All
4	- 3.705	536690	EXTENSION, Tail Pipe—2335-45 & 2735
5	- 3.705	537370	PIPE, Muffler Tail—26, 28—Exc. 425A
	3.705	537233	PIPE, Muffler Tail—23, 25 Exc. 2335-45 & 425A
	3.705	537222	PIPE, Muffler Tail—2335-45 Exc. 425A
	3.705	537224	PIPE, Muffler Tail—2735
6	- 3.611	496783	GASKET, Exh. Pipe Flange—Exc. 425A
7	- 8.900	180122	BOLT, $\frac{3}{8}$ "-16 x 1" Hex. Hd.
8	- 8.900	181643	BOLT, $\frac{3}{8}$ "-24 x 1 $\frac{1}{2}$ " Hex. Hd.
9	- 8.915	120369	NUT, $\frac{3}{8}$ "-24 Hex
10	- 3.708	529518	"U" BOLT, Muffler to Exh. Pipe—All
11	- 8.915	121917	NUT, $\frac{5}{16}$ "-24 Hex
12	- 3.708	535787	CLAMP, Crossover Pipe to Exh. Pipe—Exc. 425A
13	- 3.706	537198	SUPPORT ASS'Y, Tail Pipe—2335-45 & 2735
14	- N.S.	—	SCREW, $\frac{5}{16}$ "-18 x $\frac{3}{4}$ " W/Face Hex, Hd. Tapping
15	- 8.900	181610	BOLT, $\frac{5}{16}$ "-24 x 1 $\frac{1}{4}$ " Hex. Hd.
16	- 8.977	145587	SCREW, $\frac{5}{16}$ "-18 x $\frac{1}{2}$ " Hex. Hd. Tapping
17	- 3.706	537205	SUPPORT ASS'Y, Tail Pipe Rear—Exc. 2335-45 & 2735
18	- 3.706	535269	CLAMP, Tail Pipe Rear Supt.—Exc. 2335-45 & 2735
19	- N.S.	—	SCREW, #14-10 x 1" Washer Face Hex. Hd. Tapping
20	- N.S.	—	SCREW, $\frac{5}{16}$ "-18 x $\frac{3}{4}$ " Washer Face Hex. Hd. Tapping
21	- 3.706	537210	SUPPORT ASS'Y, Tail Pipe Front—All
22	- 3.708	529519	CLAMP, Muffler Support—All
23	- 3.708	521673	"U" BOLT, Muffler to Tail Pipe—All

1961 DUAL EXHAUST SYSTEM (EXC. TEMPEST SERIES)

© 1961 PONTIAC MOTOR DIVISION, GENERAL MOTORS CORPORATION



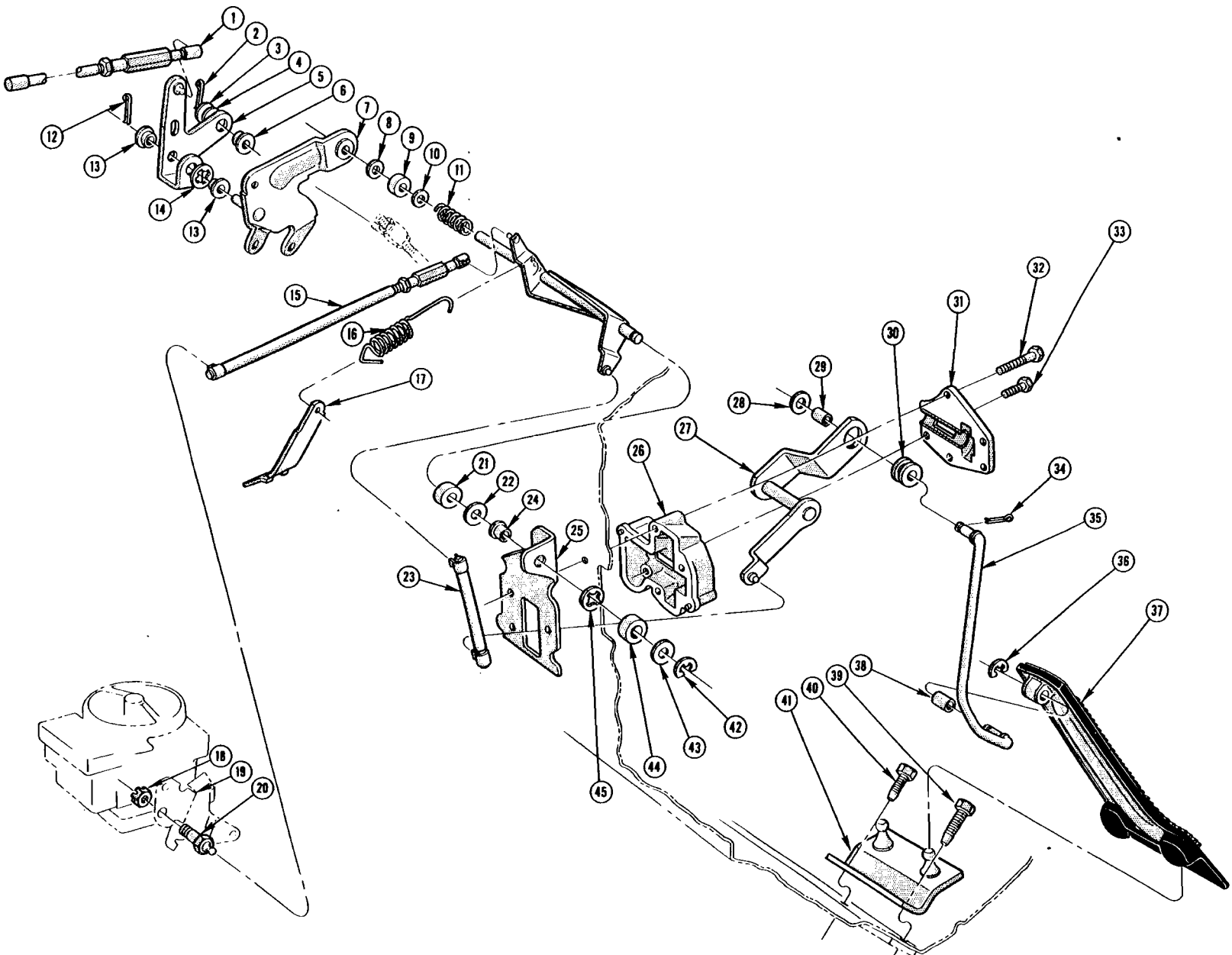
23, 25 & 27 SERIES

26 & 28 SERIES

1961 DUAL EXHAUST SYSTEM (EXC. TEMPEST SERIES)

KEY	GROUP NO.	PART NO.	PART NAME
1	3.609	537215	PIPE, Exhaust, R.H.—Exc. 425A
	3.609	537213	PIPE, Exhaust, R.H.—425A
2	3.609	537216	PIPE, Exhaust, L.H.—Exc. 425A
	3.609	537214	PIPE, Exhaust, L.H.—425A
3	3.701	538617	MUFFLER, Exhaust—Exc. 425A
	3.701	538616	MUFFLER, Exhaust—425A
4	3.705	537231	PIPE, Muffler Tail, R.H.—23-25—Exc. 2335-45 & 425A
	3.705	537229	PIPE, Muffler Tail, R.H.—23-25—All 425A
	3.705	537226	PIPE, Muffler Tail, R.H.—2335-45, 2735—Exc. 425A
	3.705	537224	PIPE, Muffler Tail, R.H.—2335-45, 2735—All 425A
	3.705	537232	PIPE, Muffler Tail, R.H.—26-28—Exc. 425A
	3.705	537230	PIPE, Muffler Tail, R.H.—26-28—All 425A
5	3.705	537236	PIPE, Muffler Tail, L.H.—23-25 Exc. 2335-45 & 425A
	3.705	537234	PIPE, Muffler Tail, L.H.—23-25—All 425A
	3.705	537227	PIPE, Muffler Tail, L.H.—2335-45, 2735—Exc. 425A
	3.705	537225	PIPE, Muffler Tail, L.H.—2335-45, 2735—All 425A
	3.705	537237	PIPE, Muffler Tail, L.H.—26-28—Exc. 425A
	3.705	537235	PIPE, Muffler Tail, L.H.—26-28—All 425A
	3.705	536691	EXTENSION, Tail Pipe—2335-45, 2735—Exc. 425A
	3.705	536690	EXTENSION, Tail Pipe, L.H.—2335-45, 2735—All 425A
7	3.611	496783	GASKET, Exhaust Pipe Flange—All Exc. 425A
	3.611	523420	GASKET, Exhaust Pipe Flange—All 425A
8	3.610	501719	FLANGE, Exhaust Pipe—All Exc. 425A
9	8.900	181643	BOLT, 3/8"-24 x 1 1/2" Hex Hd.

KEY	GROUP NO.	PART NO.	PART NAME
10	8.900	180122	BOLT, 3/8"-16 x 1" Hex Hd.
11	3.706	537200	SUPT. ASS'Y, Tail Pipe Rear, R.H.—2335, 45, 2735—Exc. 425A
	3.706	537201	SUPT. ASS'Y, Tail Pipe Rear, L.H.—2335, 45, 2735—Exc. 425A
	3.706	537199	SUPT. ASS'Y, Tail Pipe Rear, L.H.—2335, 45, 2735—All 425A
12	N.S.	—	SCREW, 5/16"-18 x 3/4" W/Face Hex Hd. Tapping
13	8.900	181610	BOLT, 5/16"-24 x 1 1/4" Hex. Hd.
14	8.915	121917	NUT, 5/16"-24 Hex
15	8.977	145587	SCREW, 5/16"-18 x 1/2" Hex Hd. Tapping
16	3.706	537205	SUPT. ASS'Y, Tail Pipe, Rear—Exc. 2335-45 & 2735
17	3.708	535270	CLAMP, Tail Pipe, R.R. Supt.—Except 2335-45 & 2735
18	N.S.	—	SCREW, #14-10 x 1" W/Face Hex. Hd. Tapping
19	3.708	521673	"U" BOLT, Muffler to Exhaust Pipe—2 3/16" C. to C. of Studs
20	3.708	529519	CLAMP, Exhaust to Muffler
21	8.915	121917	NUT, 5/16"-24 Hex
22	3.706	537210	SUPPORT ASS'Y, Tail Pipe—Exc. 425A
22	3.706	537210	SUPPORT ASS'Y, Tail Pipe, L.H.—425A
23	N.S.	—	SCREW, Muffler Drain Hole, L.H.—#6-32 x 3/8" Pan Hd. Cr. Rec. Tapping
24	3.708	529520	CLAMP, Muffler to Tail Pipe
25	3.708	522429	"U" BOLT, Muffler to Tail Pipe—2 15/64" C. to C. of Studs
26	3.708	540711	CLAMP, Tail Pipe Supt. Front 26-28—All



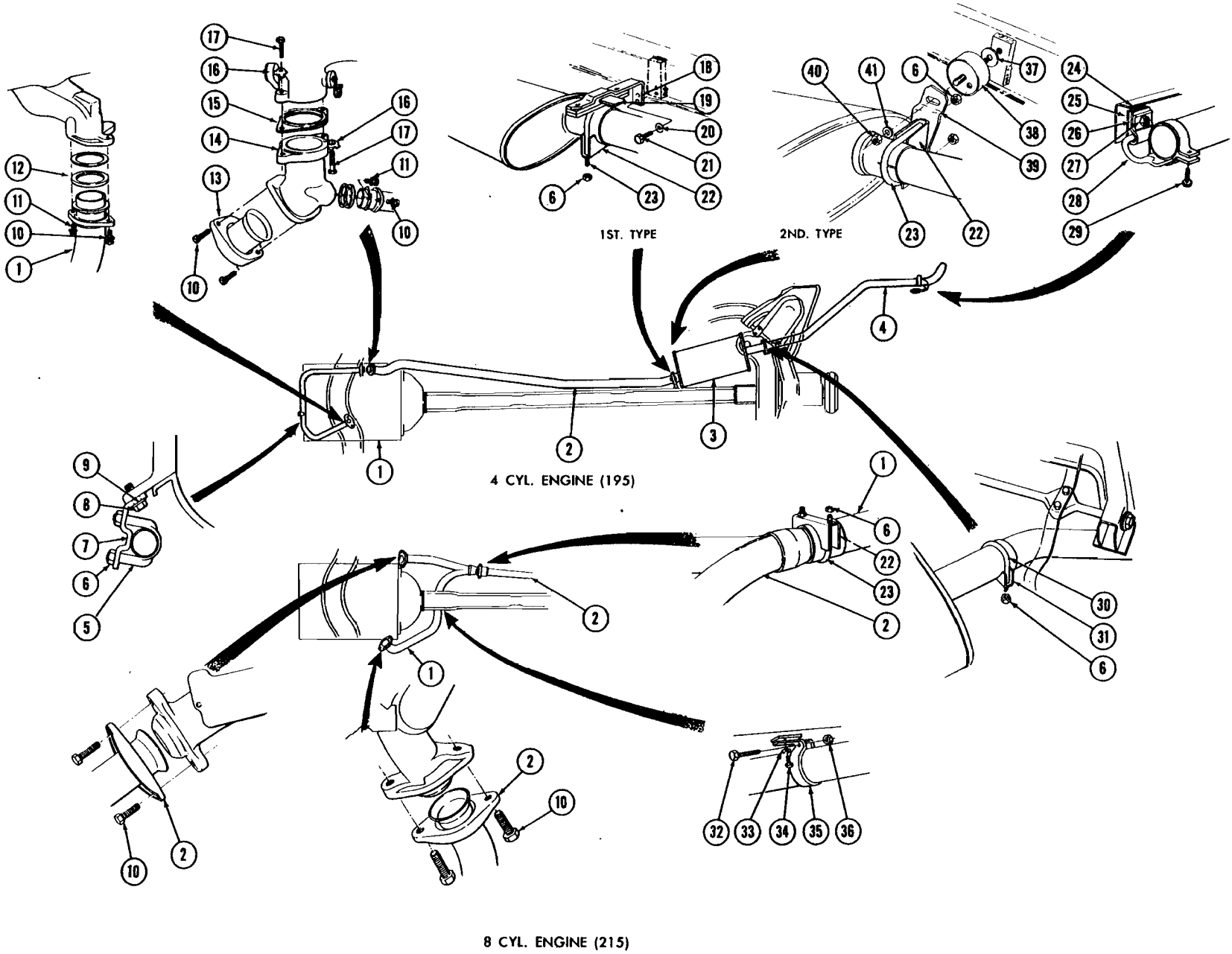
1962 ACCELERATOR LINKAGE (EXC. TEMPEST SERIES)

© 1961 PONTIAC MOTOR DIVISION, GENERAL MOTORS CORPORATION

1962 ACCELERATOR LINKAGE (EXC. TEMPEST SERIES)

KEY	PART NAME	GROUP NO.	KEY	PART NAME	GROUP NO.
1	ROD, Trans. Carb. Throttle	3.430	24	BUSHING, Throttle Control to Dash Bracket	3.431
2	COTTER PIN (1/16" x 1/2")	8.938	25	BRACKET, Throttle Cont. Cross Shaft Body	3.431
3	WASHER, (9/32" I.D. x 1/2" O.D.)	N.S.	26	HOUSING, Accelerator Control Lever	3.454
4	SPRING WASHER (1 7/64" I.D. x 1/2" O.D.—.007 thick)	N.S.	27	LEVER ASS'Y, Carb. Throttle Control	3.454
5	LEVER ASS'Y, Throttle Control Engine	3.463	28	WASHER, Accelerator Pedal Rod Lever	3.431
6	BUSHING, Throttle Control Engine Lever	3.463	29	BUSHING, Accelerator Pedal Rod Lever	3.425
7	BRACKET, Throttle Control Cross Shaft Engine	3.463	30	INSULATOR, Accelerator Control Rod Lever	3.454
8	WASHER, Cross Shaft Anti-Rattle	3.463	31	COVER, Accelerator Control Lever Housing	3.454
9	FELT, Throttle Control Cross Shaft (Early Production)	3.463	32	BOLT (1/4"-20 x 1 7/8")	8.900
10	WASHER, Cross Shaft to Bracket	3.463	33	BOLT (1/4"-20 x 7/8")	8.900
11	SPRING, Cross Shaft Anti-Rattle	3.463	34	COTTER PIN (1/16" x 1/2")	8.938
12	COTTER PIN (1/16" x 1/2")	8.938	35	ROD, Accelerator Pedal Control	3.431
13	BUSHING, Throttle Control Engine Lever—Nylon	3.463	36	RING, Accelerator Pedal Retaining (1/4" Groove Dia.)	8.934
14	RETAINER, Engine Bracket	3.463	37	PEDAL ASS'Y, Accelerator	3.451
15	ROD, Carb. Throttle	3.430	38	BUSHING, Accelerator Pedal Rod—at Pedal	3.431
16	SPRING, Throttle Control Return	3.459	39	SCREW (1/4"-20 x 5/8")	8.977
17	BRACKET, Return Spring	3.459	40	SCREW (1/4"-20 x 7/8")	8.977
18	NUT (1/4"-28)	8.917	41	BRACKET ASS'Y, Accelerator Pedal Mounting	3.452
19	EXTENSION, Carb. Lever	3.454	42	RING (3/8" Groove Dia.)	8.934
20	STUD, Carb. Throttle Rod	3.425	43	WASHER, Throttle Control Cross Shaft to Brkt.	3.463
21	FELT, Throttle Control Cross Shaft	3.463	44	FELT, Throttle Control Cross Shaft	3.463
22	WASHER, Cross Shaft Anti-Rattle	3.463	45	RETAINER, Throttle Cont. to Dash Brkt. Bushing	3.431
23	ROD, Cont. Lever to Cross Shaft Outer Lever	3.430			

1962 EXHAUST SYSTEM (TEMPEST SERIES—T/4 & T/8)



1962 EXHAUST SYSTEM (TEMPEST SERIES—T/4 & T/8)

KEY GROUP NO.	PART NO.	PART NAME	KEY GROUP NO.	PART NO.	PART NAME
1 - 3.609	539386	PIPE, Engine Crossover—T/4	21 - 8.977	9415555	SCREW, 3/8"-16 x 7/8"—All
3.609	537923	Pipe, Engine Crossover—T/8	22 - 3.708	529520	CLAMP, Muffler to Exh. Pipe—All
2 - 3.609	542946	PIPE, Exhaust—T/4	23 - 3.708	522429	"U" BOLT, Muffler to Exh. Pipe—All
3.609	537927	PIPE, Exhaust—T/8	24 - 3.704	542844	INSULATOR, Tail Pipe Support—Outer—All
3 - 3.701	543058	MUFFLER, Exhaust—All	25 - 3.704	539215	INSULATOR, Tail Pipe Support—Inner—All
4 - 3.705	539219	PIPE, Muffler Tail—All	26 - 3.704	539383	WASHER, Insulator to Side Rail—All
5 - 3.708	522380	"U" BOLT, Exh. Crossover Support—T/4	27 - 8.977	9417239	SCREW, 5/16"-18 x 1 3/4" Hex. Hd.—All
6 - 8.915	121917	NUT, 5/16"-24 Hex—All	28 - 3.706	543299	CLAMP & HOOK ASS'Y, Tail Pipe Support—All
7 - 3.708	539696	CLAMP, Exh. Crossover Support—T/4	29 - 8.977	9411541	SCREW, 14-10 x 1" Hex. Hd.
8 - 8.900	180077	BOLT, 5/16"-18 x 3/4" Hex. Hd.—T/4	30 - 3.708	539143	"U" BOLT, Muffler to Tail Pipe Clamp—All
9 - 8.931	120214	WASHER, 5/16" Med. Lock—T/4	31 - 3.708	539142	CLAMP, Muffler to Tail Pipe—All
10 - 8.900	180122	BOLT, 3/8"-16 x 1" Hex Hd.—All	32 - 8.900	121906	BOLT, 1/4"-20 x 1 1/8" Hex. Hd.—T/8
11 - 8.932	138542	WASHER, 3/8" Internal Tooth Lock—T/4	33 - 8.929	120392	WASHER, 1/4"-T/8
12 - 3.611	539400	GASKET, Exhaust Pipe Flange—T/4	34 - 8.900	181561	BOLT, 1/4"-28 x 1/2" Hex. Hd.—T/8
13 - 3.610	579499	FLANGE, Exhaust Pipe—T/4	35 - 3.706	539040	SUPPORT, Exhaust Crossover Pipe—T/8
14 - 3.609	542945	CONNECTOR, Manifold to Exh. Pipe—T/4	36 - 8.915	120375	NUT, 1/4"-20 Hex. T/8
15 - 3.611	529542	GASKET, Connector to Manifold—T/4	37 - 3.706	6255782	WASHER, Insulator to Torque Tube—All
16 - 3.275	523540	LOCK, Exh. Manifold Bolt	38 - 3.706	534535	INSULATOR, Front Supt. Brkt. to Torque Tube—All
17 - 8.900	454906	BOLT, 3/8"-16 x 1 1/2" Hex. Hd.—T/4	39 - 3.706	543747	STRAP, Muffler Front Support—All
18 - 3.706	543302	SUPPORT ASS'Y, Muffler Front—All	40 - 8.916	124925	NUT, 3/8"-24 Hex.—All
19 - 3.706	542735	STRAP, Muffler Front Support—All	41 - 3.706	502306	WASHER, Support to Insulator—All
20 - 8.929	120394	WASHER 3/8"—All			

YEAR	MODEL	PART NAME	PART NO.	PER CAR	PART NO.
3.001 TANK, FUEL					
1961	All exc. 21, 2335-45, 2735			1	538185
1961-62	2335-45, 2735			1	537280
1961	21 All			1	539135
1962	21 All			1	542758
1962	All exc. 21, 2335-45, 2735			1	541651
3.003 PIPE, FUEL TANK FILLER					
1961-62	23, 29 All exc. 2335-45			1	538980
1961-62	26-28 All			1	538981
1961	21 All	CLAMP, filler neck to baffle		1	579747
3.004 CLAMP, FUEL TANK VENT HOSE					
1961-62	21 All (8.948)	at tank	(3/4")	4	272847
3.008 SEAL, FUEL TANK FILLER PIPE					
1961-62	All exc. 21, 2335-45, 2735			1	3710537
3.010 BAFFLE, FUEL TANK ROAD SPLASH					
1961-62	2335-45, 2735		Upper	1	538949
1961-62	2335-45, 2735		Lower	1	535878
1961-62	2335-45, 2735 (8.929)	NUT, fuel tank road splash baffle- "U" shape	(10-12)	5	9415193
1961-62	2335-45, 2735 (8.147)	WASHER, upper and lower baffle		AR	514084
3.022 STRAP, FUEL TANK SUPPORT					
1961	All exc. 21, 2335-45, 2735			2	538986
1961-62	21 All			2	581621
1961-62	2335-45, 2735			1	3781284
1962	All exc. 21, 2335-45, 2735			2	541903
1961-62	21 All	SHIELD PKG., fuel tank stone		1	543046
3.023 BOLT, FUEL TANK SUPPORT STRAP					
1961	2335-45, 2735			1	3780370
1961-62	All exc. 2335-45, 2735, H.D.C.		(3/8"-16x2-1/2")	2	581623
1962	2335-45, 2735			1	540666
3.028 CAP, FUEL TANK FILLER					
1961	21 All			1	579682
1961	All exc. 21, 2335-45, 2735			1	534509
1961-62	2335-45, 2735			1	3814436
1962	21 All	vented		1	583604
1962	All exc. 21, 2335-45, 2735			1	542710

3.107 GAUGE, FUEL (TANK UNIT)

1961-62	21 All exc. T/8 A.C.		1	5641735
1961-62	T/8 A.C.		1	5641843
1961-62	All exc. 21, 2335-45, 2735 & Circulaire A.C.		1	5641736
1961-62	All Circulaire A.C. exc. 21, 2335-45, 2735		1	5641737
1961-62	2335-45, 2735 exc. Circulaire A.C.		1	5641570
1961-62	2335-45, 2735 All Circulaire A.C.		1	5641571
1961-62	2335-45, 2735	CAM, fuel tank outlet fitting to tank	1	3774937
1961-62	All exc. 2335-45, 2735	SCREW AND WASHER, fuel gauge to tank	5	569147

3.108 GAUGE, INSTRUMENT PANEL (FUEL)

1961-62	All	exc. safeguard speedometer	1	5643990
1961	P/8	w/safeguard speedometer	1	5643520
1962	P/8	w/safeguard speedometer	1	5643993

3.110 FILTER ASSY., FUEL TANK OUTLET

1961-62	All exc. 21, 2335-45, 2735		1	5650047
1961-62	21 All		1	3717027
1961-62	2335-45, 2735		1	3751491

3.112 GASKET, FUEL TANK FUEL GAUGE

1961-62	All exc. 21, 2335-45, 2735	fitting to tank	1	1516395
1961	21 All	fitting to tank	1	1515832
1961-62	2335-45, 2735	fitting to tank	1	541372

3.158 CLAMP, FUEL LINE

1961-62	All (1.166)	fuel tank fuel pipe hose (9/16")	AR	274461
---------	-----------------------	--	----	--------

3.162 BRACKET-CLIP, FUEL LINE

1961	T/4 4 B.C.	BRACKET, fuel filter support	1	537952
1961-62	21 All (8.950)	CLIP, fuel pipe to rear cross member (5/16")	1	192107
1961-62	21 All	brake and fuel pipe and speedometer cable	5	537135
1961-62	21 All (8.950)	fuel pipe to front cross member (5/16")	1	192107
1961	P/8	fuel pipe to brake pipe	1	531433
1961-62	2335-45, 2735	fuel pipe to frame	1	537296
1961-62	T/8 A.C.	vapor return pipe to fuel pipe	6	540029
1961-62	P/8 A.C.	vapor return pipe to fuel pipe	AR	531433

3.163 AIR DOME-CLAMP-ELBOW-HOSE-FITTING-PIPE, FUEL LINE

1961-62	P/8 Circulaire A.C.	AIR DOME, fuel tank to fuel pump line	1	1523319
1961-62	T/8 A.C.	fuel tank to fuel pump line	1	1523319

1961-62	21 All	(1.166)	CLAMP, fuel tank to fuel pump pipe hose	4	272843
1961-62	21 All	(1.166)	fuel hose to elbow and filter	AR	272843
1962	P/8 Circulaire A.C.	(1.166)	vapor return hose	AR	272843
1961-62	P/8 Circulaire A.C.		ELBOW, fuel hose and air dome to fuel pump	1	538897
1961-62	2335-45, 2735		HOSE, fuel tank to fuel pipe . . . (5/16" L.D. x 25-3/8")	1	537419
1961-62	All H.D.C.		fuel tank to fuel pipe-		
			cut to length (5/16" L.D. x 19")	1	531419
1961-62	21 All		fuel tank vent	2	539463
1961-62	All		fuel pipe to pump	Front	1 531419
1961-62	P/8 3/2 B.C.		FITTING, fuel line-4 way	1	538943
1961	P/8 exc. A.C.		fuel pump-inlet (1/4"x1-1/2" long)	1	530664
1961-62	T/8 A.C.		air dome and fuel pipe elbow to pump	1	541177
1961	All	(8.964)	PIPE, fuel tank to hose-cut to		
			required length (5/16" O.D.)	AR	348750
1961	All	(8.964)	fuel tank to fuel pump-cut to		
			required length (3/8" O.D.)	AR	3847597
1961-62	21 All		fuel tank to filler pipe vent	1	540053

3.201 PIPE, FUEL PUMP TO CARBURETOR

1961	All	(8.964)	cut to required length (5/16" O.D.)	AR	348750
1961-62	P/8		ELBOW, fuel pump fuel hose	1	538570
1961	T/4-T/8	(3.900)	fuel pump fuel hose inlet (90°)	1	539479
1962	21 All		fuel pump fuel hose inlet (30°)	1	541739
1961-62	T/4-T/8		HOSE, fuel pump to filter and filter to carb.-		
			cut to required length . . . (9/32" L.D.x13/32" O.D.)	AR	539503
1961-62	T/4-T/8		fuel pump to fuel pipe-cut to required length	AR	539503

3.265 MANIFOLD, INTAKE

1961	T/4 1 B.C.			1	539096
1961	T/4 4 B.C.			1	537785
1961	T/8			1	1195360
1961	P/8 2 B.C.			1	538200
1961	P/8 4 B.C.			1	538201
1961	P/8 3/2 B.C.			1	538202
1962	T/4 1 B.C.			1	541567
1962	T/4 4 B.C.			1	541259
1962	P/8 2 B.C.			1	541474
1962	P/8 4 B.C.			1	541475
1962	P/8 3/2 B.C.			1	541690
1962	T/8			1	1349520
1961-62	T/4		BRACE, intake manifold support	1	539668

3.270 GASKET, INTAKE AND EXHAUST MANIFOLD

1961-62	P/8-T/4		intake manifold to cyl. head	AR	538335
1961-62	T/8		intake manifold to cyl. head	1	1164186
1961-62	P/8-T/4		exhaust manifold	AR	532020
1961-62	T/8		ABSORBER, intake manifold gasket	1	1164562
1961-62	T/8		CLAMP, intake manifold gasket	2	1348763
1961-62	P/8-T/4		DOWEL, intake manifold gasket locating	AR	538295
1962	P/8-T/4		RETAINER, intake manifold gasket	AR	543682
1961-62	T/8		SCREW AND WASHER, clamp and gasket to cyl. block	2	1195558
1961-62	T/8		SEAL, intake manifold gasket	2	1193567

3.273 CLAMP, INTAKE MANIFOLD

1961-62	T/4		use w/541941 brace	1	539795
---------	-----	--	--------------------	---	--------

3.275 STUD-BOLT-LOCK-WASHER, MANIFOLD

1961-62	T/4 4 B.C. (8.981)	STUD, carb. to manifold. (5/16"x1-5/8")	AR	191991
1961	T/4-4 B.C.		3	518101
1961-62	P/8 2 B.C.		4	518101
1961	P/8 3/2 B.C.	exc. positive crankcase vent. kit	12	518101
1961-62	P/8 (8.981)		AR	191991
1961	T/8 (8.900)	BOLT, carb. to manifold-w/positive crankcase vent kit (5/16"-18x2-3/4")	4	180081
1961-62	P/8-T/4	LOCK, exhaust manifold bolt	AR	523540
1961-62	T/8	SCREW, intake manifold to cyl. head (3/8"-16x1-3/8")	10	1195564
1961-62	T/8	intake manifold to cyl. head (3/8"-16x1-7/8")	2	1195566
1961	P/8	WASHER, intake manifold to cyl. head	4	538333
1962	P/8-T/4	manifold to cyl. head (13/32" LD. x 3/4" O.D.)	AR	502306

3.276 PLATE, EXHAUST MANIFOLD BOLT LOCKING

1961	T/8		8	1195662
1962	T/8		8	1351099

3.278 ELBOW-FITTING-PLUG-TEE, VACUUM PIPE

1962	P/8-T/4 (8.963)	CONNECTOR, carb. to dist. vacuum pipe	1	152120
1961	T/4-4 B.C. A.T.	ELBOW, intake manifold to diaphragm vacuum hose . .	1	539681
1961	T/4 1 B.C.-A.T.	FITTING, vacuum hose-4 way	1	539682
1961	T/4-4 B.C.-A.T.	vacuum hose to carb.-(2nd type)	1	540576
1961-62	P/8 2 B.C.-4 B.C.-P.B.	vacuum pipe to carb.-3 way	1	535247
1961-62	P/8 3/2 B.C.	vacuum pipe to front carb.	1	538958
1961-62	P/8 3/2 B.C.	vacuum conn. to center carb.	1	533689
1961	P/8 H.T. 4 B.C.	dist. to carb. vacuum pipe hose	1	533688
1961	P/8 H.T. 2 B.C.	carb. to diaphragm vacuum	1	533688
1962	T/4 A.T.-1 B.C.	vacuum hose-4 way	1	543133
1962	T/4 4 B.C.	vacuum hose to carb.	1	533688
1962	T/4 4 B.C.	vacuum hose to manifold	1	533688
1962	P/8 exc. H.T. (10)	dist. to carb. vacuum hose	1	533688
1962	P/8-H.T. (10) exc. 3/2 B.C. or 425A	carb. to diaphragm hose	1	533688
1961-62	P/8-T/4 (8.963)	NUT, dist. to carb. pipe	2	114962
1961	P/8 H.T., 2 B.C. (10)	PIPE, carb. to dist. vacuum-use w/8621676 damper . .	1	537149
1961-62	P/8 H.T., 4 B.C. (10)	carb. to dist. vacuum-use w/8621676 damper	1	537148
1961	T/8	PLUG, intake manifold-exc. heater	1	1193068
1961-62	P/8 3/2 B.C.	vacuum conn. carb. fitting-exc. P.B.C. heater	1	533698
1961	T/8 A.T. (8.963)	SLEEVE, carb. trans. vacuum pipe to carb.	1	114628
1962	T/4 A.T. (8.963)	carb. trans. vacuum pipe to manifold fitting	1	114628
1962	T/4-T/8 A.T., 4 B.C. (8.963)	carb. trans. vacuum pipe to carb.	1	442140
1962	T/4 1 B.C. (8.963)	carb. trans. vacuum pipe to manifold	1	442140
1961	T/4 4 B.C.-A.T.	TEE, vacuum hose to carb.-(1st type)	1	539709

3.288 BOLT, MANIFOLD

1961	All (8.900)	exhaust manifold to cyl. head (3/8"-16x2")	AR	427559
1961	All (8.900)	exhaust manifold to cyl. head (3/8"-16x2-1/2")	AR	180134
1961-62	P/8 (8.900)	exhaust manifold to LH cyl. head. (3/8"-16x2-1/4")	2	180132
1961	P/8 (8.900)	exhaust manifold to cyl. head (3/8"-16x1-3/4")	4	454467
1961-62	T/4	exhaust pipe conn. to manifold (3/8"-16x1-1/2")	2	522871
1961-62	P/8-T/4	intake manifold to cyl. head (3/8"-16x2-1/2")	AR	538334
1961-62	P/8-T/4	intake manifold to cyl. head (3/8"-16x2")	AR	533713
1961-62	P/8 A.C. (2.275)	intake manifold and gen. mtg. bracket to cyl. head-exc. 60 amp. gen. or 45 amp. low cut in gen.	2	537608
1962	P/8-T/4 exc. 425A (8.900)	exhaust manifold to cyl. head. (3/8"-16x2-1/2")	3	180134
1961-62	All	intake manifold to cyl. head (3/8"-16x1-1/2")	AR	522871
1962	T/4 1 B.C. (8.981)	STUD, carb. to manifold (3/8"-16-3/8"-24x1-9/16")	2	178453

3.308 PUMP

BOLT (see Group 3.730 for use) 7014280

3.402 CLEANER AND SILENCER, CARBURETOR AIR

1961-62	T/4 1 B.C.	standard	1	5647786
1961-62	T/4 1 B.C.	heavy duty	1	5647787
1961-62	T/4 4 B.C.	1	5647788
1961	T/8 2 B.C.	heavy duty	1	5646358
1961-62	P/8 S.T.-2 B.C.	heavy duty	1	5646358
1961-62	P/8 S.T.-2 B.C.-425E	standard	1	1554298
1961-62	P/8 H.T.-2 B.C. exc. 425E	standard	1	1554159
1961-62	P/8 H.T.-2 B.C. exc. 425E	heavy duty	1	5646357
1961-62	P/8 H.T.-2 B.C.-425E	heavy duty	1	5646358
1961-62	P/8 4 B.C.	standard	1	1554057
1961-62	P/8 4 B.C.	heavy duty	1	5646356
1961-62	P/8 3/2 B.C. exc. A.C.	exc. 60 amp. Alt. C. or 45 amp. low cut in gen.	1	5645517
1961-62	P/8 3/2 B.C.-A.C.	w/60 amp. Alt. C. or 45 amp. low cut in gen.	1	5646090
1962	T/8 A.T.-4 B.C.	1	5648610

3.403 GASKET-STUD-NUT, AIR CLEANER TO CARB.

1961	T/8 2 B.C.	GASKET, air cleaner to carb.	1	1174865
1961	P/8 H.T.-2 B.C. exc. 425E	1	535620
1961-62	All 4 B.C.	AR	561624
1961	P/8 3/2 B.C. Front and rear	2	535620
1961-62	P/8 3/2 B.C. Center	1	3708408
1961-62	P/8 S.T. 2 B.C. & 425E	1	3708408
1961-62	T/4 1 B.C.	1	3708408
1962	P/8 H.T.-2 B.C. exc. 425E	1	542842
1962	P/8 3/2 B.C. Front and rear	2	542842
1961-62	T/4 1 B.C.	STUD, air cleaner to carb. (3-19/32" long)	1	540953
1961-62	P/8 S.T.-2 B.C. (3-13/32" long)	1	534325
1961-62	P/8 H.T.-2 B.C. exc. 425E (2-13/16" long)	1	530540
1961-62	All 4 B.C. (5" long)	1	524548
1961	P/8 425E (3-13/32" long)	1	534325
1961-62	P/8 3/2 B.C. (2-5/16" long)	3	533243
1961	T/8 2 B.C. (3-13/32" long)	1	534325
1961-62	All (8,920)	NUT, air cleaner to carb. (1/4"-20 wing)	AR	148312

3.405 BRACE, AIR CLEANER TO ENGINE

1961	T/4 1 B.C.	1	539796
1961	T/4 4 B.C.	1	539797
1962	T/4 1 B.C.	1	541941
1961-62	T/4 1 B.C.	BRACKET, carb. air cleaner stud	1	7010001
1961-62	T/4	RETAINER, air cleaner brace insulator to cleaner	2	499466
1962	T/4 (9,198)	SPACER, brace to air cleaner	1	542752

3.410 ELEMENT PKG., AIR CLEANER

1961-62	P/8 2 B.C.-4 B.C.	standard-type A-109-C	1	1553782
1961-62	All exc. P/8 3/2 B.C.	standard or heavy duty-type A-119-C (Polyurethane)	1	1554864
1961-62	P/8 3/2 B.C.	type A-59-C	1	1553443

3.425 STUD, THROTTLE CONTROL ROD TO LEVER

1961	T/4 1 B.C.	1	540263
------	--------------------	-----------	---	--------

1961	T/4 4 B.C.	carb. rod to carb. lever ball	1	539938
1961-62	P/8 S.T.-2 B.C.	AR	531034
1961-62	P/8 H.T.-2 B.C.-4 B.C. exc. 425E	1	523178
1961-62	P/8 H.T.-2 B.C.-4 B.C. exc. 425E	trans. throttle control rod to carb. lever-ball type . .	1	523178
1961-62	P/8 3/2 B.C.	carb. throttle rod	1	531034
1962	T/4-1 B.C.	throttle rod-ball type	1	523178
1962	T/4 4 B.C.	throttle cont. rod	1	539938
1962	T/8	carb. rod to carb. lever ball	1	523178
1961-62	All exc. 21	BUSHING, accelerator pedal rod lever	1	531171
1961-62	P/8 3/2 B.C.	CLIP, carb. rod to front carb.	1	554285
1961-62	P/8 3/2 B.C. (4.054)	carb. rod to rear carb.	1	2294788
1962	T/4-1 B.C.	carb. throttle cont. rod to idler lever	1	2294788
1961	T/4	SPRING, throttle control lever-anti-rattle	1	499991
1962	T/8	throttle lever anti-rattle . . (3/8" LD. x 3/8" long)	1	499991
		BUSHING (see Group 3.585 for use)		520401

3.429 SHIELD PACKAGE, ACCELERATOR LINKAGE

1961	T/4	accelerator cont. linkage splash	1	541713
------	---------------	--	---	--------

3.430 ROD, THROTTLE CONTROL

1961	T/4 1 B.C.	carburetor throttle	1	540264
1961	T/4 4 B.C.	carburetor throttle	1	536978
1961	T/8	carburetor throttle	1	537976
1961	P/8	carburetor throttle	1	537182
1961-62	P/8 H.T.	trans. carburetor throttle	1	538884
1962	T/4-1 B.C.	carburetor throttle	1	542382
1962	T/4-4 B.C.	carburetor throttle	1	542383
1962	T/8	carburetor throttle	1	542914
1962	P/8	carburetor throttle	1	542100
1962	P/8	cont. lever to cross shaft outer lever	1	541999
1962	T/4-1 B.C.	LINK, idler lever to carb. lever	1	542125

3.431 ROD, ACCELERATOR PEDAL

1961	T/4	1	539981
1961	T/8	1	537975
1961-62	P/8	1	537180
1961	P/8	BRACKET, accelerator pedal lever	1	537185
1962	P/8	throttle cont. cross shaft body	1	541979
1961	T/4-T/8	BUSHING, accelerator pedal rod to lever	1	539931
1961-62	P/8	accelerator pedal rod-at pedal	1	537181
1961	P/8	accelerator pedal lever	2	537187
1961	T/8 (3.425)	throttle control to dash brkt. (7/16" LD.)	2	529878
1962	P/8	throttle cont. to dash brkt.	1	542386
1961	All exc. 21	GASKET, accelerator pedal brkt.	1	540606
1961	T/4-T/8	TRUNNION, accelerator pedal	1	539982
1962	P/8	RETAINER, throttle cont. to dash brkt. bushing	1	542387
1961	T/4-T/8 (8.934)	RING, accelerator pedal rod to lever	1	9412978
1961-62	P/8 (8.934)	accelerator pedal rod bushing	1	9412978
1962	P/8 (8.934)	throttle cont. cross shaft to brkt.	1	9413183
1961-62	T/4-T/8	WASHER, accelerator pedal rod to lever	2	537442
1961-62	P/8	accelerator pedal control rod	1	537442

3.440 DIAPHRAGM, THROTTLE RETURN CHECK

1961	T/4 A.T.-1 B.C.	throttle return	1	7019951
1961	P/8 H.T. (10) exc. 3/2 B.C. .	throttle return check-anti-stall (▲)	1	7017806
1961	P/8 H.T. (315) 4 B.C.	throttle return check-anti-stall (▲)	1	7017806
1962	P/8 H.T. (10) exc. 3/2 B.C. . .	throttle return-anti-stall	1	7019951
1962	P/8 H.T. (315)-4 B.C.	throttle return-anti-stall	1	7019951
1961-62	T/4 A.T.	throttle return-anti-stall	1	7019951
1961	T/8	DASH POT ASSY., carb.	1	1191330
1962	T/8	1	1349525
1961	P/8 H.T.-2 B.C.	FITTING, carb. to diaphragm vacuum	1	533688
1961-62	P/8 H.T.-2 B.C.-4 B.C.	HOSE, carb. to diaphragm vacuum	1	542278
1961	P/8 H.T. (10) 2 B.C.-4 B.C. . .	TEE, carb. to vacuum hose	1	540581
1962	P/8 H.T.-4 B.C. (315)	carb. to diaphragm vacuum hose	1	540581
1961-62	P/8 H.T. (10) 2 B.C.-4 B.C. . .	RETAINER, diaphragm vac. hose to rocker arm cover .	1	537380
1962	P/8 H.T.-4 B.C. (315)	diaphragm vac. hose to rocker arm cover	1	537380
1961	T/4 A.T.	SCREW, throttle return check diaphragm contact	1	7006308
1962	T/4 A.T.-4 B.C.	SPACER, throttle return check bracket	2	7021546

▲NOTE: Use w/533688 fitting & 533816 hose to replace pipe.

3.444 BRACKET, THROTTLE RETURN CHECK DIAPHRAGM

1961-62	T/4 A.T.-4 B.C.	1	7019406
1961-62	T/4 A.T.	throttle return check mtg.	1	7019410
1961-62	P/8 H.T. (10) 2 B.C.	1	540314
1961-62	P/8 H.T.-4 B.C.	1	538527

3.450 LEVER ASSY., THROTTLE CONTROL IDLER

1961	T/4-T/8-A.T.	with bushing	1	539919
1961-62	P/8 H.T. (315)	1	537268
1961-62	P/8 H.T. (10)	1	537271
1961	T/4-T/8-A.T.	BOLT, throttle control idler lever to bracket pivot . . .	1	539921
1961	T/8 (3.425)	BUSHING, throttle control idler lever pivot		
		bolt (7/16" I.D.)	2	529878
1961	T/4-T/8 A.T.	WASHER, throttle cont. idler lever to brkt. spring . . .	1	540193

3.451 PEDAL, ACCELERATOR

1961	T/4-T/8	with lever	1	539323
1961-62	P/8 exc. H.T.-P.B.	1	538565
1961-62	P/8 H.T.-P.B.	1	538716
1962	T/4-T/8	1	542126

3.452 BRACKET ASSY., ACCELERATOR PEDAL

1961	T/4-T/8	1	539972
1961	P/8	with studs	1	537177
1962	P/8	w/studs	1	542469
1961	T/4-T/8	BOLT, accelerator pedal to bracket	1	539978
1961	T/4-T/8	SCREW, accelerator pedal bumper to body	1	539974
1962	T/4-T/8	STUD, accelerator pedal mtg.	2	542135
1961	T/4-T/8	NUT, accelerator pedal to bracket	1	539979

3.454 LEVER ASSY., CARBURETOR THROTTLE CONTROL

1961	P/8	1	537191
1962	P/8	1	542114

1961	P/8	LEVER AND SHAFT ASSY., accelerator pedal	1	537188
1962	T/4-4 B.C.	ADAPTER, carb. lever	1	542164
1962	T/4-4 B.C.	ADAPTER AND STUD ASSY., carb. lever	1	542544
1962	T/4-T/8	BEARING, throttle cont. lever	1	1195676
1962	T/4-T/8 Rear	1	1195677
1962	P/8	COVER, accelerator cont. lever hsg.	1	541990
1961-62	P/8 4 B.C.	EXTENSION, carb. lever	1	538365
1961-62	P/8 H.T. (10) 2 B.C.	carb. lever	1	540315
1961	T/8	throttle control to carb.	1	537970
1962	P/8	HOUSING, accelerator cont. lever	1	541992
1961	T/4-T/8	INSULATOR, accelerator pedal rod to lever	1	537511
1961-62	All exc. 21	accelerator cont. rod lever	1	531172
1961-62	P/8 H.T. (315) (8.934)	RING throttle control lever ret.	1	9412978
1961	P/8	SHIELD, accelerator pedal lever	1	537195

3.459 SPRING, THROTTLE CONTROL RETURN

1961	T/4-T/8	1	539985
1962	T/4	1	542134
1962	P/8	1	542110
1962	T/8	1	542912
1961	T/4	ANCHOR, throttle control return spring	1	540649
1961	P/8	1	537183
1961	T/8	BRACKET, return spring	1	539910
1962	T/4 1 B.C.	throttle cont. idler lever ret. spring	1	542117
1962	T/4 4 B.C.	return spring	1	542751
1962	T/8	return spring	1	542913
1962	P/8	return spring	1	541988

3.463 LEVER-SHAFT-BRACKET, ACCELERATOR

1961	P/8 H.T.	LEVER ASSY., throttle control engine	1	538655
1961	T/4	throttle control engine-w/bushing	1	539975
1962	T/4-T/8	1	542123
1962	P/8 H.T.	1	541996
1962	T/4 1 B.C.	LEVER AND STUD ASSY., throttle cont. idler	1	542529
1961	P/8 H.T.	BRACKET, throttle control engine	1	538654
1961	T/8	cross shaft to dash	1	537967
1962	P/8 H.T.	throttle cont. cross shaft engine	1	541983
1962	P/8 S.T.	throttle cont. cross shaft engine	1	543052
1962	T/4 1 B.C.	BRACKET AND PIN ASSY., throttle cont. idler	1	542118
1961	T/4	BUSHING, throttle control engine lever	1	536979
1961-62	P/8 H.T.	throttle control engine lever-nylon. (5/16" LD.)	2	522277
1961-62	P/8 H.T. (3.425)	throttle control engine lever	1	520401
1961-62	P/8 H.T.	throttle control idler	2	524086
1962	P/8 (3.431)	engine bracket	1	542386
1962	P/8	FELT, throttle control cross shaft	2	542388
1961	T/8	PLATE, cross shaft bracket to dash-tapping	1	537969
1962	P/8 (3.431)	RETAINER, engine bracket	1	542387
1961	T/8 (4.286)	SCREW, throttle control cross shaft lever to shaft	1	538787
1961	T/4	SHAFT, throttle control engine lever	1	539984
1961	P/8 H.T.	1	533623
1962	P/8	SHAFT AND STUD ASSY., throttle cont. cross	1	542103
1961	T/8	SHAFT, LEVER AND STUD ASSY., accelerator control rod cross	1	537977
1962	P/8	SPRING, throttle cont. cross shaft anti-rattle	1	543230
1962	P/8	WASHER, throttle control cross shaft to brkt.	2	542389
1962	P/8	throttle cont. cross shaft anti-rattle	2	543231

3.469 BELLOWS, ACCELERATOR PEDAL LEVER

1961 T/4-T/8 1 539971

3.481 CONTROL ASSEMBLY, THROTTLE HOLDING

1961 P/8 throttle holding-w/Magi-Cruise 1 537164
 1961-62 P/8 throttle holding-w/Magi-Cruise 1 537164
 1961-62 P/8 KNOB, throttle holding cont.-w/Magi-Cruise 1 534563

3.483 BRACKET-HOUSING-LEVER, THROTTLE HOLDING

1961 P/8 Circulaire A.C. BRACKET, throttle control housing Upper 1 537343
 1961 P/8 Circulaire A.C. throttle control housing Lower 1 541912
 1961-62 P/8 release chain brake pedal 1 537401
 1961-62 P/8 release idler lever 1 535857
 1962 P/8 Circulaire A.C. throttle control housing Upper 1 542897
 1962 P/8 Circulaire A.C. throttle control housing Lower 1 542747
 1961 P/8 BRACKET ASSY., control lever-dash 1 537397
 1961 P/8 (8,900) BOLT, accelerator cont. rod lever ext. to cont. rod . . 2 451280
 1962 P/8 (3,425) BUSHING, throttle holding cont. (1/4" LD.) AR 520401
 1962 P/8 (3,425) throttle holding cont. hsg. (7/16" LD.) 2 529878
 1962 P/8 (3,425) throttle holding cont. lever (7/16" LD.) 2 529878
 1961-62 P/8 CLAMP, release chain brake pedal bracket 1 537402
 1961 P/8 EXTENSION, accelerator control rod lever 1 537399
 1961-62 P/8 exc. Circulaire A.C. HOUSING, throttle holding control 1 537152
 1961-62 P/8 Circulaire A.C. throttle holding control 1 537385
 1962 P/8 1 542341
 1961 P/8 LEVER AND SHAFT ASSY., throttle holding control . . 1 537405
 1961-62 P/8 LEVER ASSY., release idler 1 535863
 1962 P/8 LEVER AND BUSHING ASSY., throttle holding cont. . . 1 542343
 1961-62 P/8 LINK, throttle holding control to release idler lever . . 1 535858
 1961-62 P/8 PIN, idler clevis to bracket 1 535865
 1962 P/8 SHAFT, throttle holding cont. lever 1 542339
 1961 P/8 SPACER, lever bracket to dash 2 537406
 1961-62 P/8 SPRING AND CONNECTOR ASSY., throttle
 holding cont. release 1 534668
 1961-62 P/8 SCREW, link to idler lever control 1 535859
 1961-62 P/8 (8,977) release chain brake pedal brkt. to
 brake pedal (1/4"-28x5/8") 1 448657
 1961 P/8 (8,932) WASHER, accelerator cont. rod lever ext.
 to cont. rod (No. 8 lock) 2 138530

3.581 LEVER, ACCELERATOR CROSS SHAFT

1961 T/8 1 537972

3.582 SEAL, TRANS. THROTTLE SHAFT

1961-62 T/4-T/8 A.T. (4,220) "O" ring 1 3732225

3.601 MANIFOLD, EXHAUST

1961-62 T/4 1 537508
 1961-62 T/8 1199680 RH 1193697 LJ
 1961-62 P/8 exc. 425A 537508 RH 538238 LJ
 1961-62 P/8 425A 537453 RH 537455 LJ

3.602 COVER-GASKET, MANIFOLD

1961-62	T/4 S.T.-1 B.C.	COVER, intake manifold choke heat stove	1	539408
1961-62	P/8-T/4	GASKET, choke heat tube plate	1	538368

3.603 TUBE, INTAKE MANIFOLD CHOKE HEAT

1961-62	P/8-T/4 exc. S.T.-1 B.C. . .	TUBE AND PLATE ASSY., intake manifold choke heat .	1	538370
1961-62	P/8 S.T.-2 B.C.	TUBE, carb. to manifold choke heat	1	538720
1961-62	P/8 S.T.-2 B.C.	manifold to carb. choke heat	1	538340
1961-62	P/8 4 B.C.	carb. to manifold choke heat	1	538541
1961-62	P/8 4 B.C.	manifold to carb. choke heat	1	538369
1961-62	P/8 H.T.-425E	carb. to manifold choke heat	1	538720
1961-62	P/8 H.T.-425E	manifold to carb. choke heat	1	538340
1961-62	P/8 2 B.C. exc. 425E	carb. to manifold choke heat	1	538734
1961-62	P/8 2 B.C. exc. 425E	manifold to carb. choke heat	1	538419
1961	P/8 3/2 B.C.	carb. to manifold choke heat	1	538420
1961	P/8 3/2 B.C.	manifold to carb. choke heat	1	538795
1961	T/4 4 B.C.	carb. to manifold	1	539712
1961	T/4 4 B.C.	manifold to carb.	1	539713
1961-62	T/4 A.T.-1 B.C.	carb. choke heat	1	539369
1961-62	T/4 A.T.-1 B.C.	manifold to carb. choke heat	1	539683
1961	T/8	carb. choke heat Upper	1	1193104
1962	T/8	carb. choke heat Upper	1	1350575
1962	T/4-4 B.C.	carb. to manifold choke heat	1	542218
1962	T/4-4 B.C.	manifold to carb. choke heat	1	542219
1962	P/8 3/2 B.C.	carb. to manifold	1	542939
1962	P/8 3/2 B.C.	manifold to carb.	1	542940
1961	T/4-4 B.C.	CLAMP, choke heat pipes to manifold	1	539749
1961-62	All (8,963)	NUT, carb. to manifold heat tube (1/4")	1	114627
1961-62	All (8,963)	SLEEVE, carb. to manifold heat tube (1/4")	1	114628

3.609 PIPE, EXHAUST

1961	T/4	1	539388
1961	T/8	1	537927
1961-62	P/8 exc. 425A	w/dual exhaust 537215 RH		537216 LH
1961-62	P/8 425A	w/dual exhaust 537213 RH		537214 LH
1961	P/8 23-25-27 All exc. 425A .	exc. dual exhaust	1	537238
1961-62	P/8 26-28 All exc. 425A . . .	exc. dual exhaust	1	537369
1962	T/8	crossover-2nd. type (2-1/4" dia.)	1	542952
1962	2311-39-47-67-69 exc. 425A .	exc. dual exhaust	1	541629
1962	2335-45, 2735 exc. 425A . . .	exc. dual exhaust	1	537238
1962	T/4 1 B.C.	1	542946
1962	T/4 4 B.C. (2-1/4" dia.)	1	542950
1962	T/8	1st. type (1-3/4" dia.)	1	543277
1962	T/8	2nd. type (2-1/4" dia.)	1	542954
1961-62	T/4	pipe, crossover	1	539386
1961-62	T/8	crossover-1st. type 1962 (1-3/4" dia.)	1	537923
1961-62	23-25-26-27-28 All exc. 425A	crossover-exc. dual exhaust	1	537217
1961-62	P/8 425A	ADAPTER, exh. pipe to RH manifold	1	537242
1961	T/4	CONNECTOR, manifold to exh. pipe	1	539384
1962	T/4 1 B.C.	manifold to exh. pipe	1	542945
1962	T/4 4 B.C.	manifold to exhaust pipe	1	542948
1961-62	T/8	SUPPORT, exhaust crossover pipe	1	539040

3.610 FLANGE, EXHAUST PIPE

1961	T/4	to connector	1	539398
1961-62	P/8 exc. 425A	to manifold	2	501719
1961-62	P/8 425A	to manifold	2	523567
1962	T/4	to connector-first type (1-3/4" L.D.)	1	579499
1962	T/4 4 B.C.	to connector-2nd. type (2-1/4" L.D.)	1	1164514

3.611 GASKET, EXHAUST PIPE FLANGE

1961	T/4	exh. pipe to connector	1	539402
1961-62	T/4	exh. pipe connector to manifold	1	529542
1961-62	T/4	crossover pipe to connector and manifold	2	539400
1961-62	P/8 exc. 425A	crossover pipe to manifold-exc. dual exh.	2	496783

1961-62	P/8	exh. pipe to manifold-w/dual exhaust	4	496783
1961-62	P/8 425A	exh. pipe to manifold-w/dual exh.	2	523420
1961-62	P/8 425A	exh. manifold to adapter	1	530967

3.640 THERMOSTAT, MANIFOLD HEAT CONTROL VALVE

1961-62	P/8-T/4		1	531972
---------	---------	--	---	--------

3.641 SPRING, MANIFOLD HEAT CONTROL VALVE

1961-62	P/8-T/4	anti-rattle	1	521580
1961-62	P/8-T/4	SPACER, exh. manifold heat cont. valve	2	541932

3.647 PIN, MANIFOLD HEAT CONTROL VALVE ANCHOR

1961	P/8-T/4		1	518209
------	---------	--	---	--------

3.701 MUFFLER ASSEMBLY

1961	21 All		1	539141
1961-62	All exc. 21	exc. dual exhaust	1	538616
1961-62	All exc. 21 & 425A	w/dual exhaust	2	538617
1961-62	All 425A	w/dual exhaust	2	538616
1962	21 All	1st. type (24-3/8" long)	1	543058
1962	21 All 4 B.C.	2nd. type (21-7/8" long)	1	542949

3.704 INSULATOR, TAIL PIPE SUPPORT

1961-62	21 All	Inner	1	539215
1962	21 All	Outer	1	542844
1961-62	21 All	WASHER, insulator to side rail	1	539383

3.705 PIPE, MUFFLER TAIL

1961-62	21 All	(1-1/2" dia.)	1	539219
1961	23-25 All exc. 2335-45 & 425A	exc. dual exh.	1	537233
1961	23-25 All exc. 2335-45 & 425A	w/dual exh. 537231 RH		537236 LH
1961	23-25 All 425A	w/dual exh. 537229 RH		537234 LH
1961-62	2335-45 All exc. 425A	exc. dual exh.	1	537222
1961-62	2335-45, 2735 All exc. 425A	w/dual exh. 537226 RH		537227 LH
1961-62	2335-45, 2735 All 425A	w/dual exh. 537224 RH		537225 LH
1961-62	26-28 All exc. 425A	exc. dual exh.	1	537370
1961-62	26-28 All exc. 425A	w/dual exh. 537232 RH		537237 LH
1961-62	26-28 All 425A	w/dual exh. 537230 RH		537235 LH
1961-62	2735	exc. dual exh.	1	537224
1962	21 All-4 B.C.	(2" dia.)	1	542951
1962	23, 29 All 425A exc. 2335-45	w/dual exh. 541633 RH		541634 LH
1962	23, 29 All exc. 2335-45 & 425A	w/dual exh.		541632 LH
1962	2311-39-47-67-69, 2947 exc. 425A	w/dual exh. 541631 RH		
1962	2311-39-47-67-69 exc. 425A	exc. dual exh.		541630
1961-62	2335-45, 2735	EXTENSION, tail pipe-exc. dual exh.	1	536690
1961-62	2335-45, 2735	w/dual exh.	2	536691
1961-62	All 425A	w/dual exh. L.H.	1	536690

3.706 SUPPORT ASSY., TAIL PIPE

1961-62	All exc. 21	Front	1	537210
1961-62	All 425A	Front		537210 LH
1961-62	All exc. 21, 2335-45, 2735	Rear	1	537205
1961-62	2335-45, 2735	exc. dual exh. Rear 537198 RH		
1961-62	2335-45, 2735 All 425A	w/dual exh. Rear		537199 LH
1961-62	2335-45, 2735 All exc. 425A	w/dual exh. Rear 537200 RH		537201 LH
1961	21 All	muffler support Rear	1	539216
1962	21 All	1st type Front	1	542472
1961	21 All	SUPPORT PKG., muffler Front	1	541159

1962	21 All	BRACKET, muffler front support-2nd. type-use w/534535 Insulator	1	543747
1961	21 All	CLAMP AND HOOK ASSY., tail pipe support	1	540633
1962	21 All	tail pipe support (1-1/2" L.D. clamp)	1	543299
1962	21 All-4 B.C.	tail pipe support (2" L.D. clamp)	1	543406
1962	21 All (0.027)	INSULATOR ASSY., muffler frt. supt. brkt.-2nd type-attaches to torque tube	1	534535
1961	21 All	STRAP, muffler rear supt.-use w/539216 supt.	1	534556
1962	21 All	muffler front supt.-w/542472 supt. ("J" shape)	1	542735
1962	All exc. 21	tail pipe front supt.	2	534556
1962	All exc. 21, 2335-45, 2735	tail pipe rear supt.	2	534556
1962	21 All (8.977)	SCREW, muffler frt. supt. to torque tube-w/first type support (3/8-16x7/8")	2	9415555
1962	21 All (3.275)	WASHER, muffler frt. supt. brkt. to insulator (13/32" L.D., x3/4" O.D.)	1	502306
1962	21 All (5.428)	muffler frt. supt. insulator to torque tube	1	6255782

3.708 CLAMP, MUFFLER

1961-62	21 All	muffler to tail pipe (2-3/4" long)	1	539142
1961-62	21 All	muffler to exh. pipe (3-1/4" long)	1	529520
1961-62	All exc. 21	muffler to tail pipe-exc. dual exh.	1	529519
1961-62	All exc. 21 & 425A	muffler to exh. pipe-w/dual exh.	2	529519
1961-62	P/8 425A	muffler tail pipe	2	529519
1961-62	All exc. 21	muffler tail pipe support-w/dual exh.	2	529520
1961	All exc. 21	muffler to exh. pipe	1	535787
1961-62	All exc. 21, 2335-45, 2735, 2947	tail pipe rear support-exc. dual exh.	1	535269
1961-62	All exc. 21, 2335-45, 2735	tail pipe rear support-w/dual exh.	2	535270
1961	26-28 All	tail pipe front support-w/dual exh.	2	540711
1961-62	26-28 All 425A	tail pipe front support	2	540712
1961-62	All 425A exc. 21, 2335-45, 2735	tail pipe to rear supt.	2	535269
1961	P/8 425A	crossover pipe to exh. pipe	1	535787
1961-62	T/4	exh. crossover pipe support	1	539696
1962	P/8-T/8 exc. 425A	exh. pipe to crossover pipe-exc. dual exh.	1	542917
1962	All exc. 21	muffler to exh. pipe-exc. dual exh.	AR	542917
1962	T/4-T/8 4 B.C.	muffler to tail pipe-2nd. type (3-1/4" long)	1	529519
1962	T/4-T/8 4 B.C.	muffler to exh. pipe-2nd. type (3-3/4" long)	1	542917
1962	P/8 425A	muffler to exh. pipe-w/dual exh. (3-3/4" long)	1	542917
1962	All exc. 21, 2335-45, 2735 & 425A	tail pipe front support	2	540711
1961-62	21 All	"U" BOLT, muffler to tail pipe clamp (3" long)	1	539143
1961-62	21 All	muffler to exhaust pipe (3" long)	1	522429
1961-62	T/4 (5.586)	exh. pipe to crossover pipe supt.	1	522380
1961-62	T/8	exh. crossover pipe to exh. pipe (3" long)	1	522429
1961-62	All exc. 21	muffler to tail pipe and exh. pipe (2-31/64" C. to C. of studs)	AR	521673
1961-62	All exc. 21	muffler to tail pipe-w/dual exh.	2	522429
1961-62	All exc. 21	muffler to exh. pipe-exc. dual exh.	1	529518
1961	All exc. 21 & 425A	crossover pipe to exh. pipe-exc. dual exh.	1	529518
1961	P/8 425A	muffler to exh. pipe	2	529518
1962	T/4-T/8 4 B.C.	muffler to tail pipe clamp (3-1/4" long)	1	521673
1962	T/4-T/8 4 B.C.	muffler to exh. pipe-2nd. type (3-1/2" long)	1	542918
1962	P/8-T/8 exc. 425A	exh. pipe to crossover pipe clamp-exc. dual exh.	1	542918
1962	All exc. 21	muffler to exh. pipe-exc. dual exh.	AR	542918

3.724 GASKET PACKAGE, CARBURETOR

1961	T/4 S.T.-1 B.C.	(Rochester) w/7019061 carb.	1	7016142
1961-62	T/4 A.T.-1 B.C.	(Rochester) w/7019062 carb.	1	7016143
1961	T/4 4 B.C.	(Rochester) w/7019066 and 7019079 carb.	1	7016144
1961	T/8 2 B.C.	(Rochester) w/7019860 carb.	1	7016141
1961-62	P/8 23-25-27 All S.T.-2 B.C.	(Rochester) w/7019060 carb.	1	7016147
1961-62	P/8 H.T.-2 B.C. exc 425E	(Rochester) w/7019070, 7019071, 7019072 and 7019073 carb.	1	7016041

1961-62	P/8 H.T.-2 B.C. & 425 E exc. A.C.	(Rochester) w/7019074 and 7019075 carb.	1	7016147
1961-62	P/8 H.T.-A.C.-425E	(Rochester) w/7019076 and 7019077 carb.	1	7016140
1961-62	P/8 3/2-B.C.	(Rochester) w/7013063 and 7013065 carb. Front and rear	2	7015957
1961-62	P/8 S.T.-3/2 B.C.	(Rochester) w/7019064 carb. Center	1	7016146
1961-62	P/8 H.T.-3/2 B.C.	(Rochester) w/7019067-7019069 Center	1	7016148
1961-62	P/8 4 B.C.	(Carter 293A)	1	7017740
1962	T/4 4 B.C.	(Rochester) w/7020066 and 7020079 carb.	1	7016243
1962	T/8 A.T. 4 B.C.	(Rochester) w/7020078 carb.	1	7016250

3.725 CARBURETOR ASSEMBLY

1961	T/4 S.T. 1 B.C.	(Rochester 7019061)	1	7016116
1961	T/4 A.T. 1 B.C.	(Rochester 7019062)	1	7016117
1961	T/4 S.T.-4 B.C.	(Rochester 7019079)	1	7016118
1961	T/4 A.T.-4 B.C.	(Rochester 7019066)	1	7016104
1961	T/8 A.T.-2 B.C.	(Rochester 7019860)	1	7016133
1961	P/8 23-25-26 All S.T.-2 B.C.	(Rochester 7019060)	1	7016108
1961	P/8 H.T.-2 B.C. exc. 425E	(Rochester 7019070-71-72-73)	1	7016109
1961-62	P/8 H.T.-2 B.C. & 425E	(Rochester 7019074-75-76-77)	1	7016110
1961-62	P/8 S.T.-4 B.C.	(Carter AFB 3123S)	1	538507
1961	P/8 H.T.-4 B.C. (315)	(Carter AFB 3124S)	1	538508
1961	P/8 H.T.-4 B.C. (10)	(Carter AFB 3125S)	1	538509
1961-62	P/8 3/2 B.C.	(Rochester 7013063) Front	1	7013063
1961	P/8 S.T.-3/2 B.C.	(Rochester 7019064) Center	1	7019064
1961	P/8 H.T.-3/2 B.C.	(Rochester 7019067-69) Center	1	7016122
1961-62	P/8 3/2 B.C.	(Rochester 7013065) Rear	1	7013065
1962	P/8 S.T.-3/2 B.C.	(Rochester 7020064)	1	7020064
1962	P/8 H.T.-4 B.C. (10)	(Carter AFB 3326S)	1	541650
1962	P/8 H.T.-4 B.C. (315)	(Carter AFB 3300S)	1	541911
1962	T/4 S.T.-1 B.C.	(Rochester 7020061)	1	7016229
1962	T/4 A.T.-1 B.C.	(Rochester 7020062)	1	7016230
1962	T/4 S.T.-4 B.C.	(Rochester 7020079)	1	7016234
1962	T/4 A.T.-4 B.C.	(Rochester 7020066)	1	7016233
1962	T/8 A.T.-4 B.C.	(Rochester 7020078)	1	7016254
1962	P/8 S.T.-2 B.C.	(Rochester 7020060)	1	7016226
1962	P/8 H.T.-2 B.C. exc 425E	(Rochester 7020070-71-72-73)	1	7016225
1962	P/8 H.T.-2 B.C. 425E	(Rochester 7020077)	1	7016227
1962	P/8 H.T.-3/2 B.C.	(Rochester 7020067-69)	1	7016252

3.725 REPAIR KIT, CARBURETOR (MAJOR OVERHAUL)

1961	T/4 S.T.-1 B.C.	(Rochester)-w/7019061	1	7016128
1961-62	T/4 A.T.-1 B.C.	(Rochester)-w/7019062	1	7016129
1961	T/4 4 B.C.	(Rochester)-w/7019066 and 7019069	1	7016130
1961	T/8 2 B.C.	(Rochester)-w/7019860	1	7016126
1961-62	P/8 23-25-26 All S.T.-2 B.C.	(Rochester)-w/7019060	1	7016120
1961-62	P/8 H.T.-425E exc. A.C.	(Rochester)-w/7019074 and 7019075	1	7016138
1961-62	P/8 H.T.-2 B.C.-425E & A.C.	(Rochester)-w/7019076 and 7019077	1	7016121
1961-62	P/8 H.T.-2 B.C. exc. 425E	(Rochester)-w/7019070-71-72-73	1	7016137
1961	P/8 4 B.C.	(Carter 5040N)	1	7019909
1961-62	P/8 3/2 B.C.	(Rochester)-w/7013063 and 7013065 Front and rear	2	7015939
1961-62	P/8 S.T.-3/2 B.C.	(Rochester)-w/7019064 Center	1	7016125
1961-62	P/8 H.T.-3/2 B.C.	(Rochester)-w/7019067 and 7019069 Center	1	7016124
1962	T/4 S.T.-1 B.C.	(Rochester 7020061)	1	7016231
1962	T/4 S.T.-4 B.C.	(Rochester 7020079)	1	7016236
1962	T/4 A.T.-4 B.C.	(Rochester 7020066)	1	7016235
1962	T/8 A.T.-4 B.C.	(Rochester 7020078)	1	7016249
1962	P/8 S.T.-4 B.C.	(Carter 5040N)	1	7019909
1962	P/8 H.T.-4 B.C. (315)	(Carter 5058N)	1	543793
1962	P/8 H.T.-4 B.C. (10)	(Carter 5061N)	1	543794
1961	P/8 H.T.-2 B.C. exc. 425E	KIT, carb. modification	1	7020464
1961	P/8 H.T.-2 B.C.-425E	carb. modification	1	7020465

3.725 CLEANOUT KIT, CARBURETOR (MINOR REPAIR)

1961-62	P/8 4 B.C.	(Carter 900-124)	1	7019910
---------	----------------------	----------------------------	---	---------

3.725 OFF-KAR KITS, CARBURETOR (MINOR REPAIR)

1961	T/4 1 B.C.	(Rochester SR-603)-w/7019061 & 7019062	1	7017665
1961	T/8 2 B.C.	(Rochester TR-508)-w/7019860	1	7017664
1961	T/4 4 B.C.	(Rochester FR-603)-w/7019066 & 7019079	1	7017666
1961-62	P/8 S.T.-2 B.C.	(Rochester TR-612)-w/7019060	1	7017671
1961-62	P/8 H.T.-2 B.C. exc. 425E	(Rochester TR-614)-w/7019070-71-72-73	1	7017675
1961-62	P/8 H.T.-2 B.C.-425E exc. A.C.	(Rochester TR-615)-w/7019074 & 7019075	1	7017676
1961-62	P/8 H.T.-2 B.C.-425E-A.C.	(Rochester TR-610)-w/7019076 & 7019077	1	7017663
1961-62	P/8 S.T.-3/2 B.C.	(Rochester TR-611)-w/7019064 Center	1	7017670
1961-62	P/8 H.T.-3/2 B.C.	(Rochester TR-613)-w/7019067 & 7019069 Center	1	7017672
1961-62	P/8 3/2 B.C.	(Rochester TR-607)-w/7013063 & 7013065 Front and rear	2	7017653
1962	T/4 A.T.	(Rochester SR-603)-w/7020062	1	7017665
1962	T/4 S.T.-1 B.C.	(Rochester SR-604)-w/7020061	1	7017685
1962	T/4-4 B.C.	(Rochester FR-604)-w/7020066-79	1	7017686
1962	T/8 A.T.-4 B.C.	(Rochester FR-105A)-w/7020078	1	7017688

3.726 GASKET, CARBURETOR TO MANIFOLD

1961-62	T/4 1 B.C.	1	539279
1961	T/8 2 B.C.	1	1195122
1961	T/8 2 B.C.	positive crankcase vent. adapter to carb. or manifold	2	1195122
1961-62	P/8 2 B.C.	1	536477
1961	P/8 4 B.C.	1	538367
1961	P/8 4 B.C.	carb. to cover	1	538367
1961	P/8 3/2 B.C.	exc. positive crankcase vent. kit Center	1	518569
1961	P/8 3/2 B.C.	exc. positive crankcase vent kit Front and rear	2	536477
1962	P/8-T/4 4 B.C.	carb. to manifold	2	541732
1961-62	P/8 2 B.C. & 3/2 B.C.	(type CV-298)	2	5646421
1961-62	P/8 3/2 B.C.	(type CV-329) Center	2	5646479
1962	T/8	1	1353379
1961-62	T/4 4 B.C.	PACKAGE, positive crankcase vent carb. gasket (type CV-294)	2	5646417

3.729 BODY ASSY., CARBURETOR THROTTLE

1961-62	T/4 S.T.-1 B.C.	(Rochester)	1	7019725
1961	T/4 A.T.-1 B.C.	(Rochester)	1	7019726
1961	T/4 S.T.-4 B.C.	(Rochester)	1	7019730
1961	T/4 A.T.-4 B.C.	(Rochester)	1	7020254
1961	T/8 2 B.C.	(Rochester)	1	7020232
1961	P/8 S.T.-2 B.C.	(Rochester)	1	7019670
1961	P/8 H.T.-2 B.C. exc. 425E	(Rochester)	1	7019663
1961	P/8 H.T.-2 B.C.-425E exc. A.C.	(Rochester)	1	7019671
1961	P/8 H.T.-2 B.C.-425E & A.C.	(Rochester)	1	7019672
1961	P/8 S.T.-3/2 B.C.	(Rochester) Center	1	7019691
1961	P/8 H.T.-3/2 B.C.	(Rochester) Center	1	7019690
1961-62	P/8 3/2 B.C.	(Rochester) Front	1	7013561
1961-62	P/8 3/2 B.C.	(Rochester) Rear	1	7013563
1962	T/4 A.T.-1 B.C.	(Rochester)	1	7021622
1962	T/4 S.T.-4 B.C.	(Rochester)	1	7021648
1962	T/4 A.T.-4 B.C.	(Rochester)	1	7021647
1962	T/8 A.T.-4 B.C.	(Rochester)	1	7021767
1962	P/8 S.T.-2 B.C.	(Rochester)	1	7021615
1962	P/8 H.T.-2 B.C. exc. 425E	(Rochester)	1	7021606
1962	P/8 H.T.-2 B.C. 425E exc. A.C.	(Rochester)	1	7021617
1962	P/8 H.T.-2 B.C. 425E & A.C.	(Rochester)	1	7021616
1962	P/8 S.T.-3/2 B.C.	(Rochester) Center	1	7021765
1962	P/8 H.T.-3/2 B.C.	(Rochester) Center	1	7021766
1961	P/8 4 B.C.	COVER, carb. flange	1	538364
1962	P/8-T/4-4 B.C.	1	541731

3.730 AIR HORN, CARBURETOR

1961	T/4 S.T.-1 B.C.	(Rochester)	1	7019721
1961	T/4 A.T.-1 B.C.	(Rochester)	1	7019722
1961-62	T/4 4 B.C.	(Rochester)	1	7019727
1961	T/8 2 B.C.	(Rochester)	1	7019695
1961-62	P/8 H.T.-2 B.C. exc. 425E	(Rochester)	1	7019661
1961-62	P/8 H.T.-2 B.C.-425E	(Rochester)	1	7019665
1961-62	P/8 23-25-27 All S.T.-2 B.C.	(Rochester)	1	7019665
1961-62	P/8 3/2 B.C.	(Rochester) Center	1	7019665
1961-62	P/8 4 B.C.	(Carter 6-148S)	1	7019898
1961-62	P/8 3/2 B.C.	(Rochester) Front	1	7013900
1961-62	P/8 3/2 B.C.	(Rochester) Rear	1	7013885
1962	T/4 S.T.-1 B.C.	(Rochester)	1	7021618
1962	T/4 A.T.-1 B.C.	(Rochester)	1	7021619
1962	T/8 A.T.-4 B.C.	(Rochester)	1	7013585
1961-62	T/4 4 B.C.	SCREW AND WASHER, air horn		
		(Rochester) (No. 10-32 x 3/4")	13	7000249
1961-62	T/4 1 B.C.	(Rochester) (No. 12-28 x 15/16")	4	7003823
1961-62	All 2 B.C.-3/2 B.C.	(Rochester) (No. 10-32 x 15/16")	7	7006119
1961-62	All 2 B.C.	(Rochester) (No. 10-32 x 1-3/8")	1	7010432
1961-62	All 4 B.C.	(Carter 101-125S) (No. 10-32x15/16")	1	7000744
1961-62	P/8 4 B.C.	(Carter 101-362S)	8	1461360
1961-62	All 4 B.C.	(Carter 101-431S)	1	7011180
1961-62	P/8 3/2 B.C. (3.308) (No. 10-32 x 5/8") Front and rear	2	7014280
1961-62	P/8 3/2 B.C. (No. 10-32 x 1-3/8") Center	1	7010432

3.733 BRACKET, CARBURETOR CHOKE CONTROL

1961-62	T/4 S.T.-1 B.C.	choke and throttle control	1	7003936
---------	-------------------------	--------------------------------------	---	---------

3.734 BOWL ASSY., CARBURETOR FLOAT

1961	T/4 S.T.-1 B.C.	(Rochester)	1	7019724
1961	T/4 S.T.-4 B.C.	(Rochester)	1	7020480
1961	T/4 A.T.-4 B.C.	(Rochester)	1	7019728
1961	T/8 S.T.-2 B.C.	(Rochester)	1	7019698
1961	T/8 A.T.-2 B.C.	(Rochester)	1	7019717
1961-62	P/8 23-25-27 All S.T.-2 B.C.	(Rochester)	1	7019667
1961	P/8 H.T.-2 B.C. exc. 425E	(Rochester)	1	7019662
1961-62	P/8 H.T.-2 B.C.-425E exc. A.C.	(Rochester)	1	7019668
1961-62	P/8 H.T.-2 B.C.-425E & A.C.	(Rochester)	1	7019669
1961	P/8 S.T.-3/2 B.C.	(Rochester) Center	1	7019689
1961	P/8 H.T.-3/2 B.C.	(Rochester) Center	1	7019688
1961-62	P/8 3/2 B.C.	(Rochester) Front and rear	2	7013552
1962	T/4-1 B.C.	(Rochester)	1	7021621
1962	T/4 S.T.-4 B.C.	(Rochester)	1	7021643
1962	T/4 A.T.-4 B.C.	(Rochester)	1	7021641
1962	T/8 A.T.-4 B.C.	(Rochester)	1	7020486
1962	P/8 H.T.-2 B.C. exc. 425E	(Rochester)	1	7021605
1962	P/8-3/2 B.C.	(Rochester) Center	1	7019688
1961	T/8 2 B.C.	INSE RT, carb. main well	1	7009212
1962	T/4-4 B.C.	carb. main well-primary	2	7021029

3.735 GASKET, CARB. THROTTLE BODY

1961-62	T/4-1 B.C.	(Rochester)	1	7002156
1961-62	T/4 4 B.C.	(Rochester)	1	7019589
1961	T/8 2 B.C.	(Rochester)	1	7017517
1961-62	P/8 S.T.-2 B.C.	(Rochester)	1	7015148

1961-62	P/8 H.T.-2 B.C. & 425E exc. A.C.	(Rochester)	1	7015148
1961-62	P/8 H.T. 2 B.C. exc. 425E .	(Rochester)	1	7015106
1961-62	P/8 2 B.C.-425E & A.C. . . .	(Rochester)	1	7013680
1961-62	P/8 3/2 B.C.	(Rochester) Front and rear	2	7015106
1961-62	P/8 S.T.-3/2 B.C.	(Rochester) Center	1	7015148
1961-62	P/8 H.T.-3/2 B.C.	(Rochester) Center	1	7013680
1962	T/8 A.T.-4 B.C.	(Rochester)	1	7021639

3.738 GASKET, CARB. BOWL COVER TO FLOAT BOWL

1961-62	T/4 1 B.C.	(Rochester)	1	7010073
1961-62	T/4 4 B.C.	(Rochester)	1	7019603
1961	T/8	(Rochester)	1	7021008
1961-62	P/8 4 B.C.	(Carter 121-292)	1	1179331
1961-62	P/8 S.T.-2 B.C. & H.T.-425E .	(Rochester)	1	7021008
1961	P/8 H.T.-2 B.C. exc. 425E . .	(Rochester)	1	7015128
1961	P/8 3/2 B.C.	(Rochester) Front and rear	2	7015128
1961-62	P/8 3/2 B.C.	(Rochester) Center	1	7021008
1962	T/8 A.T.-4 B.C.	(Rochester)	1	7015136
1962	P/8 H.T.-2 B.C. exc. 425E . .	(Rochester)	1	7021007
1962	P/8 3/2 B.C.	(Rochester) Front and rear	2	7021007

3.740 STRAINER PARTS, CARB. BOWL COVER

1961-62	T/4 1 B.C.	GASKET, carb. fuel inlet (Rochester)	1	7013584
1961-62	T/4 1 B.C.	inlet filter nut (Rochester)	1	7010010
1961-62	T/4 4 B.C.	strainer nut (Rochester)	1	7011597
1961-62	P/8 H.T.-2 B.C. exc. 425E . .	strainer nut (Rochester)	1	7001597
1961-62	All 4 B.C.	fuel inlet fitting (Carter 20-127)	1	7010634
1961-62	T/4 1 B.C.	NUT, fuel inlet filter	1	7019181
1961-62	T/4 4 B.C.	carb. strainer (Rochester)	1	7000262
1961-62	P/8 H.T.-2 B.C. exc. 425E . .	carb. strainer (Rochester)	1	7013314
1961-62	All 4 B.C.	carb. fuel inlet (Carter 15-68S)	1	7013755
1961-62	T/4 1 B.C.	SPRING, carb. fuel inlet filter (Rochester)	1	7010007
1961-62	T/4 1 B.C.	STRAINER, carb. fuel inlet (Rochester)	1	7013404
1961-62	T/4 4 B.C.	carb. fuel inlet (Rochester)	1	7003083
1961-62	T/4 4 B.C.	carb. needle seat (Rochester)	1	7006079
1961-62	T/8 2 B.C.	carb. needle seat (Rochester)	1	7006079
1961-62	P/8 H.T.-2 B.C. exc. 425E . .	carb. fuel inlet	1	7000261
1961-62	All 4 B.C.	carb. fuel inlet (Carter 30-78)	1	7011151
1961-62	P/8 3/2 B.C.	carb. needle seat (Rochester) Front and rear	2	7013249
1961-62	All 2 B.C.-3/2 B.C.	carb. needle seat (Rochester) Center	1	7006079

3.741 SCREW AND WASHER, CARB. THROTTLE BODY

1961	T/4 1 B.C.	throttle body (No. 12-28x15/16")	2	7003823
1961-62	T/4 1 B.C.	throttle body (5/16"-24x1-1/8")	2	7015365
1961-62	T/4 4 B.C.	(Rochester) (No. 12-28x13/16")	3	7015105
1961-62	T/4 4 B.C.	(Rochester) (3/8"-24x1-1/8")	1	7004324
1961-62	All 2 B.C.-3/2 B.C.	(Rochester) (No. 12-28x13/16")	AR	7015105
1961-62	All exc. 1 B.C. (8,931)	WASHER, throttle body (No. 12 med. lock)	3	121744

3.745 FLOAT, CARBURETOR

1961-62	T/4 1 B.C.	(Rochester)	1	7002672
1961-62	T/4 4 B.C.	(Rochester)	2	7019604
1961	T/8 2 B.C.	(Rochester)	1	7012974
1961-62	P/8 2 B.C.	(Rochester)	1	7012028
1961	P/8 4 B.C.	(Carter 21-179S)	2	7011148
1961-62	P/8 3/2 B.C.	(Rochester) Front and rear	2	7012028
1961-62	P/8 3/2 B.C.	(Rochester) Center	1	7000273

1962	T/8 A.T.-4 B.C.	(Rochester)-primary	1	7016674
1962	T/8 A.T.-4 B.C.	(Rochester)-secondary	1	7012148
1962	P/8 H.T.-4 B.C.	(Carter 21-179S)	2	7011148
1961	T/4 4 B.C.	SPRING, float assist torsion	1	7019612
1962	T/4-4 B.C.	1	7021649
1962	T/8 A.T.-4 B.C.	SPRING AND CLIP, carb. float balance-secondary	2	7001850

3.747 PIN, CARBURETOR FLOAT LEVER

1961-62	T/4 1 B.C.	(Rochester)	1	7002081
1961-62	T/4 4 B.C.	(Rochester)	2	7001595
1961	T/8 2 B.C.	(Rochester)	1	7002081
1961	T/8 S.T.-2 B.C.	(Rochester)	1	7010598
1961	T/8 A.T.-2 B.C.	(Rochester)	1	7006643
1961-62	P/8 S.T. 2 B.C. & 425E	(Rochester)	1	7002081
1961-62	P/8 H.T. 2 B.C. exc. 425E	(Rochester)	1	7010037
1961-62	All 4 B.C.	(Carter 24-29)	2	7005863
1961-62	P/8 3/2 B.C.	(Rochester) Front and rear	2	7010037
1961-62	P/8 3/2 B.C.	(Rochester) Center	1	7002081
1962	P/8 H.T.-2 B.C. & 425E	(Rochester)	1	7002081

3.750 HOUSING AND COIL ASSY., CARB. THERMOSTATIC

1961-62	P/8 4 B.C.	(Carter 170AZ-478S)	1	7019908
1961	T/4 A.T.-1 B.C.	COVER AND COIL ASSY., carb. thermostatic-w/gasket	1	7019723
1961	T/4 4 B.C.	(Rochester)-w/gasket	1	7019729
1961	T/8 S.T.-2 B.C.	(Rochester)-w/gasket	1	7019696
1961	T/8 A.T.-2 B.C.	(Rochester)-w/gasket	1	7019705
1961-62	P/8 23-25-26-All S.T.-2 B.C.	(Rochester)-w/gasket	1	7019666
1961	P/8 S.T.-3/2 B.C.	(Rochester)-w/gasket Center	1	7019666
1961-62	P/8 H.T.-2 B.C. exc. 425E	(Rochester)-w/gasket	1	7012837
1961-62	P/8 H.T.-425E	(Rochester)-w/gasket	1	7013906
1961	P/8 H.T. 3/2 B.C.	(Rochester)-w/gasket Center	1	7011635
1961	P/8 S.T.-4 B.C.	(Carter 170AZ-478S)	1	7019908
1961-62	P/8 H.T.-4 B.C.	(Carter 170BE-478S)	1	541270
1962	T/4 A.T.-1 B.C.	(Rochester)-w/gasket	1	7021620
1962	T/4-4 B.C.	(Rochester)-w/gasket	1	7021644
1962	T/8 A.T.-4 B.C.	(Rochester)-w/gasket	1	7020489
1962	P/8-3/2 B.C.	(Rochester)-w/gasket	1	7011635
1961-62	T/4 1 B.C.	HOUSING ASSY., carb. choke	1	7019499
1961	T/4 4 B.C.	(Rochester)	1	7013305
1961	T/8 S.T.-2 B.C.	(Rochester)	1	7017798
1961	T/8 A.T.-2 B.C.	(Rochester)	1	7017790
1961-62	P/8 23-25-26-All S.T.-2 B.C.	(Rochester)	1	7019586
1961-62	P/8 S.T.-3/2 B.C.	(Rochester) Center	1	7019586
1961	P/8 H.T.-2 B.C. exc. 425E	(Rochester)	1	7020555
1961-62	P/8 H.T.-2 B.C.-425E	(Rochester)	1	7019475
1961-62	P/8 H.T.-3/2 B.C.	(Rochester) Center	1	7019475
1962	T/4-4 B.C.	(Rochester)-w/plugs	1	7020773
1962	T/8 A.T.-4 B.C.	(Rochester)	1	7019809
1962	P/8 H.T.-2 B.C. exc. 425E	(Rochester)	1	7021238
1961	P/8 4 B.C.	(Carter 170-555S)	1	7013362
1962	P/8 H.T.-4 B.C.	(Carter 170-555S)	1	7013362
1961-62	All exc. 1 B.C. & T/8 4 B.C.	GASKET, carb. choke housing (Rochester)	1	7007502
1961-62	All exc. 21 S.T.-1 B.C.	carb. choke cover (Rochester)	1	7002760
1961-62	All 4 B.C.	carb. thermostatic coil housing (Carter 121-78)	1	7000610
1961-62	P/8 4 B.C.	carb. piston housing (Carter 20-43)	1	1423131
1962	T/8 A.T.-4 B.C.	carb. choke housing (Rochester)	1	7016472
1961-62	T/4 A.T.-1 B.C.	NUT, carb. choke suction tube	1	7012002
1961-62	T/4 A.T.-1 B.C.	PACKING, carb. choke suction tube	1	7002883

1961-62	T/4 A.T.-1 B.C.	PLATE, carb. choke baffle (Rochester)	1	7006643
1961-62	T/4 4 B.C.	(Rochester)	1	7006643
1961	T/8 A.T.-2 B.C.	(Rochester)	1	7006643
1961-62	P/8 2 B.C.	(Rochester)	1	7010598
1961-62	P/8 3/2 B.C.	(Rochester) Center	1	7019477
1961-62	All 4 B.C.	(Carter 186-90S)	1	7016863
1962	T/8 A.T.-4 B.C.	(Rochester)	1	7010598
1961-62	All exc. 21 S.T.-1 B.C.	PLUG, choke housing expansion (Rochester) (5/8" dia)	1	7003135
1961-62	T/4 A.T.-1 B.C.	RETAINER, carb. stat. cover-toothed	1	7001647
1961-62	T/4 A.T.-1 B.C.	(Rochester)-plain	2	7001649
1961-62	T/4 4 B.C.	choke cover (Rochester)-lock	1	7006846
1961-62	All exc. 1 B.C.	stat cover (Rochester)	2	7000614
1961-62	All 4 B.C.	coil housing (Carter 63-58)	3	7000614
1961-62	P/8 4 B.C. (8,907)	SCREW, coil housing (Carter 101-136) . (No. 8-32x1/4")	3	131954
1961	All (8,907)	stat. cover (Carter 101-6)	3	131958
1961-62	T/4 4 B.C.	choke housing (No. 8-32x13/16")	2	7019516
1961-62	All S.T.-2 B.C.	choke housing	2	7019516
1961-62	P/8 H.T.-2 B.C. exc. 425E	choke housing (No. 8-32x1-1/16")	2	7019776
1961-62	P/8 H.T.-2 B.C.-425E	choke housing	2	7019516
1961-62	P/8 3/2 B.C.	choke housing Center	2	7019516
1961-62	P/8 4 B.C.	choke housing (Carter 101-436)	3	1179316
1962	T/4 A.T.-1 B.C.	choke housing	2	7019516
1962	T/8 A.T.-4 B.C.	choke housing	2	7019776
1961-62	T/4 A.T.-1 B.C.	TUBE AND SEAL ASSY., carb. choke suction	1	7010990

3.751 VALVE, CARBURETOR CHOKE

1961-62	T/4 S.T.-1 B.C.	(Rochester)	1	7011651
1961-62	T/4 A.T.-1 B.C.	(Rochester)	1	7019567
1961-62	T/4 4 B.C.	(Rochester)	1	7000191
1961	T/8-2 B.C.	(Rochester)	1	7000255
1961-62	P/8 S.T.-2 B.C. & 425E	(Rochester)	1	7007151
1961-62	P/8 H.T.-2 B.C. exc. 425E	(Rochester)	1	7010035
1961-62	All 4 B.C.	(Carter 7-235)	1	7013752
1961-62	P/8 3/2 B.C.	(Rochester) Center	1	7007151
1961-62	All	SCREW, choke valve attaching (Rochester) (No. 6-32x9/32")	2	7007627
1961-62	All 4 B.C. (3,761)	throttle valve (Carter 39-11)	2	342146

3.752 SHAFT, LEVER AND LINK ASSY., CARBURETOR CHOKE

1961-62	T/4 A.T.-1 B.C.	(Rochester)	1	7011659
1961-62	P/8 S.T.-2 B.C. & 425E	(Rochester)	1	7011511
1961-62	P/8 3/2 B.C.	(Rochester) Center	1	7011511
1961-62	T/4 4 B.C.	SHAFT AND LEVER ASSY., carb. choke (Rochester)	1	7019546
1961-62	T/4 S.T.-1 B.C.	(Rochester)	1	7019230
1961	T/8 2 B.C.	(Rochester)	1	7016979
1961-62	P/8 H.T.-2 B.C. exc. 425E	(Rochester)	1	7010032
1961-62	All 4 B.C.	carb. choke (Carter 14-605S)	1	1182810
1961-62	All 4 B.C.	choke piston housing (Carter 14-612S)	1	1472185
1961-62	P/8 H.T. 2 B.C. exc. 425E	intermediate choke (Rochester)	1	7010048
1962	T/8 A.T.-4 B.C.	carb. choke (Rochester)	1	7010362
1962	T/8 A.T.-4 B.C.	SHAFT AND COLLAR ASSY., carb. choke (Rochester)	1	7009626
1961-62	T/4 4 B.C.	SHAFT ASSY., intermediate choke (Rochester)	1	7019602
1961	T/8 2 B.C.	carb. choke (Rochester)	1	7016979
1962	T/8 A.T.-4 B.C.	intermediate choke (Rochester)	1	7019812
1961-62	T/4 S.T.-1 B.C.	CLAMP, choke control support	1	539718
1961-62	T/4 S.T.-1 B.C.	CONTROL ASSY., choke	1	539539
1961-62	T/4 A.T.-1 B.C.	CLIP, carb. choke rod Upper	1	7005165
1962	T/8 A.T.-4 B.C.	intermediate choke rod	1	7005165

1961	P/8 S.T.-2 B.C. & 425E . . .	KIT, carb. choke link & clip (Rochester)	1	7019563
1961	P/8 H.T.-2 B.C. exc. 425E . .	(Rochester)	1	7019562
1961	P/8 3/2 B.C.	(Rochester) Center	1	7019564
1961	T/4 A.T.-1 B.C.	LEVER, carb. choke trip	1	7019596
1961-62	T/4 4 B.C.	(Rochester)	1	7019594
1961-62	P/8 4 B.C.	(Carter 14-620)	1	7013754
1961-62	All 2 B.C.-3/2 B.C.	(Rochester)	1	7006596
1961-62	All 4 B.C.	choke shaft (Carter 14-619)	1	7013753
1962	T/4 A.T.-1 B.C.	choke trip (Rochester)	1	7006596
1962	T/8 A.T.-4 B.C.	choke trip (Rochester)	1	7000196
1961-62	T/4 A.T. 1 B.C.	LEVER AND COLLAR ASSY., carb. choke (Rochester) .	1	7009262
1961-62	T/4 4 B.C.	(Rochester)	1	7019548
1961	All 2 B.C.-3/2 B.C.	(Rochester) Center	1	7009248
1961	T/4 4 B.C.	LEVER AND LINK ASSY., carb. choke piston (Rochester)	1	7019549
1961-62	P/8 H.T.-2 B.C. exc. 425E . .	(Rochester)	1	7012748
1961-62	P/8 4 B.C.	(Carter 14-609S)	1	1472184
1962	T/4 4 B.C.	(Rochester)	1	7021421
1962	T/8 A.T.-4 B.C.	(Rochester)	1	7012748
1962	P/8 S.T.-2 B.C.	LEVER, LINK AND CAM ASSY., carb. choke	1	7020365
1962	P/8 H.T.-2 B.C. & 425E . . .	(Rochester)	1	7020365
1962	P/8 H.T.-2 B.C. exc. 425E . .	(Rochester)	1	7020367
1962	P/8-3/2 B.C.	(Rochester)	1	7020364
1961-62	T/4 S.T.-1 B.C.	LEVER AND SWIVEL ASSY., carb. choke (Rochester) .	1	7002888
1961-62	T/4 A.T.-1 B.C.	PIN, carb. choke piston (Rochester)	1	7004748
1961-62	T/4 4 B.C.	(Rochester)	1	7019553
1961-62	P/8 4 B.C.	(Carter 150-190)	1	1172252
1961-62	All 2 B.C.-3/2 B.C.	(Rochester)	1	7010746
1962	T/8 A.T.-4 B.C.	(Rochester)	1	7010746
1961-62	T/4 A.T.-1 B.C.	PISTON, carb. choke	1	7019542
1961	T/4 4 B.C.	(Rochester)	1	7020357
1961	T/8 2 B.C.	(Rochester)	1	7019483
1961-62	P/8 S.T.-4 B.C.	(Carter 160-235)	1	7019907
1961	P/8 H.T.-4 B.C.	(Carter 160-214)	1	7017538
1961-62	P/8 S.T.-2 B.C. & 425E	(Rochester)	1	7013888
1961-62	P/8 H.T.-2 B.C. exc. 425E . .	(Rochester)	1	7010522
1961-62	P/8 3/2 B.C.	(Rochester) Center	1	7013888
1962	T/4 S.T.-4 B.C.	(Rochester)	1	7021502
1962	T/4 A.T.-4 B.C.	(Rochester)	1	7020619
1962	T/8 A.T.-4 B.C.	(Rochester)	1	7012294
1962	P/8 H.T.-4 B.C.	(Carter 160-250)	1	543009
1961	P/8 2 B.C.-3/2 B.C.	RETAINER, choke rod	1	7019532
1961-62	T/4 S.T.-1 B.C.	choke lever	1	838884
1961-62	All (3.841)	RETAINER SPRING, pin (Carter 150A-10)	AR	836159
1961-62	T/4 A.T.-1 B.C.	ROD, carb. choke (Rochester)	1	7010018
1961-62	T/4 4 B.C.	(Rochester) choke	1	7010222
1961-62	T/4 4 B.C.	(Rochester) intermediate	1	7010357
1961	T/8 2 B.C.	(Rochester) choke	1	7017519
1961-62	All 4 B.C.	(Carter 115-285) connector	1	1182811
1961-62	P/8 H.T. 2 B.C. exc. 425E . .	(Rochester) intermediate	1	7010056
1962	T/8 A.T.-4 B.C.	(Rochester) choke	1	7020350
1962	T/8 A.T.-4 B.C.	(Rochester) intermediate	1	7019815
1961-62	T/4 S.T.-1 B.C.	SUPPORT, choke control	1	539719
1961	T/4 S.T.-1 B.C. (8.907)	SCREW, carb. choke lever		
		swivel (No. 8-32 x 1/4")	1	131954
1961	T/4 4 B.C.	choke trip lever (Carter 101-65) . (No. 6-32x5/16")	1	1875051
1961	T/4 A.T. 1 B.C.	choke trip lever	1	1875051
1961-62	T/4-T/8 4 B.C.	choke piston lever	1	1875051
1961-62	P/8 H.T.-2 B.C.	choke piston lever	1	1875051
1962	T/4 S.T.-1 B.C.	choke lever swivel	1	7019706
1962	T/4 S.T.-1 B.C.	bowden wire clamp	1	7019707
1961-62	T/4 A.T.-1 B.C.	WASHER, carb. choke valve (Teflon)	2	7019568
1961-62	All 4 B.C.	carb. choke shaft (Carter 136-219)	1	7016862

3.753 SPRING, CARBURETOR CHOKE VALVE

1961-62 T/4 S.T.-1 B.C. 1 7002356

3.758 VALVE, CARBURETOR THROTTLE

1961-62 T/4 4 B.C. auxiliary 1 7019554
1961-62 P/8 S.T.-4 B.C. primary (Carter 2-195) 2 1470441
1961-62 P/8 H.T.-4 B.C. primary (Carter 2-237) 2 7019896
1961-62 All 4 B.C. secondary (Carter 2-196) 2 7011098
1962 T/8 A.T.-4 B.C. auxiliary 1 7019798

3.759 SHAFT AND LEVER, CARBURETOR THROTTLE

1961-62 P/8 All 4 B.C. primary (Carter 3-1312S) 1 7019897
1961-62 All 4 B.C. secondary (Carter 3-1074S) 1 7011100
1961-62 P/8 All 4 B.C. SHAFT, VALVE AND WEIGHT ASSY., auxiliary
(Carter 3-1226S) 1 7013750
1962 T/8 ADAPTER, carb. lever 1 542911

3.761 SCREW, CARB. THROTTLE VALVE AND LEVER

1961-62 T/4 S.T.-1 B.C. idle stop (Rochester) 1 7001619
1961-62 All 4 B.C. primary throttle valve (Carter 101-420) 4 7011175
1961-62 All 4 B.C. secondary throttle valve (Carter 101-419) 4 7011174
1962 T/8 A.T.-4 B.C. idle stop (Rochester) 1 7001619
1961-62 T/4 S.T.-1 B.C. WASHER, carb. idle stop 1 7019940

3.762 ARM-LEVER-ROD, CARBURETOR THROTTLE

1961-62 P/8 All 4 B.C. ARM, throttle shaft (Carter 114-146) Center 1 1470468
1961-62 P/8 All 4 B.C. (Carter 114-147) Inner 1 1470469
1961-62 All 4 B.C. DOG, primary throttle shaft (Carter 4A-175) 1 7011134
1961-62 All 4 B.C. secondary throttle shaft (Carter 53A-412) 1 7011158
1961-62 P/8 All 4 B.C. LEVER, secondary throttle operating (Carter 53A-430) 1 1182487
1961-62 P/8 3/2 B.C. (Rochester) front carb. actuating 1 7011894
1961-62 P/8 3/2 B.C. (Rochester) rear carb. actuating 1 7011897
1961-62 T/4-T/8 4 B.C. LINK, throttle lever secondary (Rochester) 1 7010352
1961-62 P/8 3/2 B.C. front to rear carb. 1 7015362
1961-62 P/8 All 4 B.C. ROD, throttle operating (Carter 115-309) 1 1185170
1961-62 All 4 B.C. throttle connector (Carter 115-323)-
use w/7002140 ret. 1 7013763
1961-62 All 4 B.C. RETAINER, throttle connector rod (Carter 172-22) 1 7002140
1961 All 4 B.C. RETAINER SPRING, throttle connector rod
(Carter 150A-10) AR 836159
1961-62 P/8 All 4 B.C. SCREW, throttle shaft arm (Carter 101-74) 2 1875292
1961-62 P/8 3/2 B.C. actuating lever retaining (Rochester) Front and rear 2 7010435
1961-62 P/8 All 4 B.C. WASHER, throttle shaft-primary (Carter 136-159) 1 1459371
1961-62 All 4 B.C. throttle shaft-secondary (136-160) 1 7011198
1961-62 P/8 3/2 B.C. front carb. vacuum actuating link (Rochester) 1 7005993

3.763 SPRING, CARBURETOR THROTTLE

1961-62 P/8 All 4 B.C. secondary return (Carter 61-483) 1 563888
1961-62 P/8 All 4 B.C. throttle flex (Carter 61-623) 1 1190130
1961-62 P/8 3/2 B.C. throttle return (Rochester) Front and rear 1 7013783
1961-62 T/4 4 B.C. SPRING KIT, secondary lockout (Rochester) 1 7012445

3.764 CONTROL UNIT-SWITCH-VALVE, CARB. VACUUM CONTROL

1961-62	P/8 3/2 B.C.	CONTROL UNIT, carb. thermostatic vacuum	1	7013310
1961-62	P/8 3/2 B.C.	SWITCH ASSY., carb. vacuum Center	1	7013670
1961-62	P/8 3/2 B.C. (4.955)	VALVE ASSY., carb. vacuum check	1	5455973

3.765 CONTROL-BRACKET-LINK-TANK, CARBURETOR VACUUM CONTROL

1961-62	P/8 3/2 B.C.	CONTROL ASSY., front carb. vacuum	1	1998857
1961-62	P/8 3/2 B.C.	BRACKET, vacuum connector tee support	1	538959
1961-62	P/8 3/2 B.C.	vacuum pipes to vacuum diaphragm	1	536585
1961-62	P/8 3/2 B.C.	front carb. vacuum control	1	7013284
1961	P/8 P.B.	CLAMP, vacuum hose and pipe to brkt. (3/4")	1	535158
1961-62	P/8 3/2 B.C.	vacuum hose conn. tee to supt. brkt. (3/4")	1	535158
1961-62	P/8-3/2 B.C.	GASKET, vacuum cont. to intake manifold	1	533130
1961-62	P/8 3/2 B.C. (3.440)	HOSE, vacuum check valve to vacuum connector tee . .	1	542278
1961-62	P/8 3/2 B.C. (10.153)	vacuum control to tee and reserve tank	AR	530802
1961-62	P/8 3/2 B.C. (4.931)	frt. carb. vacuum pipe to check valve	AR	530783
1961-62	P/8 3/2 B.C.	LINK, front carb. vacuum control actuating	1	7013285
1961-62	P/8 3/2 B.C. (8.938)	PIN, vacuum control link (3/64" x 5/16")	1	225845
1961-62	P/8 3/2 B.C.	SPACER, front carb. vacuum control bracket	1	7013275
1961-62	P/8 3/2 B.C.	TANK ASSY., vacuum reserve	1	538960
1961-62	P/8 3/2 B.C.	TEE, vacuum hose to reserve tank connector	1	538962
1961-62	P/8 3/2 B.C.	WASHER, vacuum tank to RH fender skirt	2	538961

3.766 CAM-SPRING, CARBURETOR FAST IDLE

1961-62	T/4 A.T.-1 B.C.	CAM, fast idle	1	7019191
1961-62	T/4 4 B.C.	1	7019221
1961	T/8 S.T.-2 B.C.	1	7017783
1961	T/8 A.T.-2 B.C.	1	7017771
1961	P/8 H.T.-2 B.C. exc. 425E . .	(Rochester)	1	7019623
1961	P/8 All 4 B.C.	(Carter 181-267S)	1	7013766
1961	P/8 3/2 B.C.	(Rochester) Center	1	7016086
1962	P/8 H.T.-4 B.C.	(Carter 181-267S)	1	7013766
1962	T/8 A.T.-4 B.C.	(Rochester)	1	7020445
1961-62	T/4 S.T.-1 B.C.	LEVER, carb. throttle kick	1	7019235
1961-62	T/4 1 B.C.-4 B.C.	SPRING, fast idle adj. screw (Rochester)	1	7001690
1961-62	T/4 S.T.-1 B.C.	throttle kick lever	1	7002102
1961-62	T/4 S.T.-1 B.C.	SCREW AND WASHER ASSY., throttle kick lever	1	7002715
1961-62	All exc. 1 B.C.	SCREW, adjusting (Rochester) (No. 10-32x1")	1	7006213
1961-62	All 4 B.C.	(Carter 101-429)	1	7011179
1961-62	T/4 A.T. 1 B.C.	idle stop cam	1	7011546
1962	T/8 A.T.-4 B.C.	idle stop cam	1	7011546

3.767 SCREW-SPRING, CARBURETOR FAST IDLE

1961-62	All	fast idle cam attaching (Rochester)	1	7019773
1961-62	All 4 B.C.	fast idle cam attaching (Carter 101-323)	1	7011620
1961-62	T/4 S.T.-1 B.C.	idle stop washer (Rochester)	1	7019773
1961-62	All 4 B.C.	SPRING, fast idle arm (Carter 61-624)	1	7013761

3.768 ROD, CARBURETOR FAST IDLE CONNECTOR

1961-62	P/8 4 B.C.	(Carter 115-314)	1	7013762
---------	--------------------	----------------------------	---	---------

3.775 PLUG, CARBURETOR IDLE PORT AND PASSAGE

1961-62	T/4 1 B.C.	idle passage hole Inner	1	7002055
1961-62	T/4 1 B.C.	idle passage Outer	1	7001637
1961-62	All 4 B.C.	horizontal pump discharge (3/16" dia.)	1	7011181
1961-62	P/8 4 B.C.	idle passage	4	1195577

3.786 VENTURI ASSEMBLY, CARBURETOR

1961	T/4 S.T.-4 B.C.	primary	1	7019888
1961	T/4 A.T.-4 B.C.	primary	1	7019198
1961	T/4 S.T.-4 B.C.	secondary	1	7020244
1961	T/4 A.T.-4 B.C.	secondary	1	7019201
1961	T/8 S.T.-2 B.C.	1	7019575
1961	T/8 A.T.-2 B.C.	1	7019718
1961-62	P/8 S.T.-4 B.C.	primary-choke side (Carter 58-548S)	1	7019903
1961-62	P/8 S.T.-4 B.C.	primary-pump side (Carter 58-549S)	1	7019904
1961	P/8 H.T.-4 B.C.	primary-choke side (Carter 58-526S)	1	7019901
1961	P/8 H.T.-4 B.C.	primary-pump side (Carter 58-527S)	1	7019902
1961	P/8 4 B.C.	secondary-choke side (Carter 58-587S)	1	535370
1961	P/8 4 B.C.	secondary-pump side (Carter 58-588S)	1	535371
1961-62	All S.T.-2 B.C.	1	7019588
1961-62	P/8 H.T.-2 B.C.-425E	1	7020457
1961	P/8 H.T. 2 B.C. exc. 425E	1	7020456
1961-62	P/8 S.T.-3/2 B.C. Center	1	7019478
1961-62	P/8 H.T.-3/2 B.C. Center	1	7019746
1961-62	P/8 3/2 B.C.	(Rochester) Front and Rear	2	7013381
1962	All 4 B.C.	secondary-choke side (Carter 58-475S)	1	7016798
1962	All 4 B.C.	secondary-pump side (Carter 58-476S)	1	7016799
1962	T/4 S.T.-4 B.C.	primary	1	7021031
1962	T/4 S.T.-4 B.C.	secondary	1	7021628
1962	T/4 A.T.-4 B.C.	primary	1	7021030
1962	T/4 A.T.-4 B.C.	secondary	1	7021547
1962	T/8 A.T.-4 B.C.	primary	1	7019831
1962	T/8 A.T.-4 B.C.	secondary	1	7020332
1962	P/8 H.T.-2 B.C. exc. A.C.-425E	1	7020750
1962	P/8 H.T.-2 B.C.-A.C. exc. 425E	1	7021784
1962	P/8 H.T.-4 B.C.	primary-choke side (Carter 58-603S)	1	543007
1962	P/8 H.T.-4 B.C.	secondary-pump side (Carter 58-604S)	1	543008
1961-62	P/8 S.T.-2 B.C. & 425E	GASKET, venturi cluster to pump discharge screw (Rochester)	1	7000295
1961-62	P/8 H.T.-2 B.C. exc. 425E	venturi cluster center screw	1	7008892
1961-62	P/8 3/2 B.C.	(Rochester) Front and Rear	2	7008892
1961-62	P/8 3/2 B.C.	(Rochester) Center	1	7000295
1961	T/8 2 B.C.	(Rochester)	1	7000295
1962	T/8 A.T.-4 B.C.	primary venturi	1	7021637
1961-62	T/4-T/8-4 B.C.	SCREW, venturi cluster (Rochester) (No. 8-32x1")	1	7010421
1961	T/8 2 B.C.	(Rochester) (No. 8-32x1-3/16")	2	7000293
1961	T/8 2 B.C.	(Rochester) (No. 8-32x15/16")	1	7000294
1961-62	P/8 S.T.-2 B.C. & 425E	(Rochester) (No. 8-32x1-3/16")	2	7000293
1961-62	P/8 S.T.-2 B.C. & 425E	(Rochester) (No. 8-32x15/16")	1	7000294
1961-62	P/8 H.T.-2 B.C. exc. 425E Center (No. 10-32 x 15/16")	1	7009077
1961-62	All 4 B.C.	secondary (Carter 101-379S) (No. 10-32x1")	AR	7006414
1961-62	P/8 3/2 B.C.	(Rochester) Front and rear (No. 10-32x15/16")	2	7009077
1961-62	P/8 3/2 B.C.	(Rochester) Center (No. 8-32x15/16")	1	7000294
1961-62	P/8 3/2 B.C.	(Rochester) Center (No. 8-32x1-3/16")	2	7000293
1961-62	All exc. 1 B.C. (8.931)	WASHER, venturi cluster (Rochester) (No. 8-lock)	3	121841

3.790 GASKET, VENTURI CLUSTER

1961-62	T/4 4 B.C.	(Rochester)	2	7077803
1961	T/8 2 B.C.	(Rochester)	1	7019911
1961-62	P/8 S.T.-2 B.C.	(Rochester)	1	7019911
1961-62	P/8 H.T.-2 B.C.-425E	(Rochester)	1	7019911
1961-62	P/8 H.T.-2 B.C. exc. 425E	(Rochester)	1	7008893
1961-62	P/8 3/2 B.C.	(Rochester) Front and rear	2	7008893
1961-62	P/8 3/2 B.C.	(Rochester) Center	1	7019911
1961-62	All 4 B.C.	primary (Carter 121-302)	2	7011544
1961-62	All 4 B.C.	secondary (Carter 121-293)	2	7011197
1962	T/8 A.T.-4 B.C.	secondary venturi (Rochester)	1	7007803

3.792 JET AND GASKET, CARBURETOR METERING ROD

1961	T/4-1 B.C.	(Rochester) standard	1	7002658
1961	T/4-1 B.C.	(Rochester) 1 step lean	1	7002656
1961	T/4-1 B.C.	(Rochester) 2 step lean	1	7002653
1961	T/4 S.T.-4 B.C.	(Rochester) standard	2	7002657
1961	T/4 A.T.-4 B.C.	primary (Rochester) standard	2	7002655
1961	T/4 A.T.-4 B.C.	primary (Rochester) 1 step lean	2	7002651
1961	T/4-4 B.C.	secondary (Rochester) standard	2	7008669
1961	T/4 A.T.-4 B.C.	secondary (Rochester) 1 step lean	2	7008666
1961	T/4 A.T.-4 B.C.	secondary (Rochester) 2 step lean	2	7008663
1961	T/8 S.T.-2 B.C.	(Rochester) standard	2	7002948
1961	T/8 A.T.-2 B.C.	(Rochester) standard	2	7002946
1961	P/8 All-2 B.C.	(Rochester) 1 step lean	2	7008660
1961-62	P/8 23-25-26 S.T.-2 B.C.	(Rochester) standard	2	7008662
1961	P/8 23-25-26 S.T.-2 B.C.	(Rochester) 2 step lean	2	7002658
1961	P/8 S.T.-4 B.C.	secondary (Carter 120-194)	2	7011193
1961	P/8 H.T.-4 B.C.	secondary (Carter 120-177)	2	3742270
1961	P/8 H.T.-2 B.C. exc. 425E	(Rochester) standard	2	7008664
1961-62	P/8 H.T.-2 B.C.-425E	(Rochester) standard	2	7008661
1961	P/8 H.T.-2 B.C.	(Rochester) 1 step lean	2	7002660
1961	P/8 H.T.-2 B.C.	(Rochester) 2 step lean	2	7002657
1961-62	P/8 S.T.-3/2 B.C.	(Rochester) standard Center	2	7008663
1961	P/8 S.T.-3/2 B.C.	(Rochester) 2 step lean Center	2	7002659
1961-62	P/8 H.T.-3/2 B.C.	(Rochester) standard Center	2	7008662
1961	P/8 H.T.-3/2 B.C.	(Rochester) 2 step lean Center	2	7002658
1961-62	P/8-3/2 B.C.	(Rochester) standard Front and rear	4	7008666
1961-62	All 4 B.C.	primary (Carter 120-166)	2	1459366
1962	P/8 H.T.-4 B.C.	secondary (Carter 120-194)	2	7011193
1962	T/4 S.T.-4 B.C.	primary (Rochester)	2	7002646
1962	T/4 A.T.-4 B.C.	primary (Rochester)	2	7002644
1962	T/4-4 B.C.	secondary (Rochester)	2	7008686
1962	T/4 S.T.-1 B.C.	(Rochester) standard	1	7002658
1962	T/4 A.T.-1 B.C.	(Rochester)	1	7002657
1962	T/8 A.T.-4 B.C.	primary (Rochester)	2	7002647
1962	T/8 A.T.-4 B.C.	secondary (Rochester) standard	2	7002653
1962	P/8 H.T.-2 B.C. exc. 425 E & A.C.	(Rochester) standard	2	7008665
1962	P/8 H.T.-2 B.C.-A.C. exc. 425E	(Rochester) standard	2	7008666
1962	T/8 A.T.-4 B.C.	BAFFLE, carb. main metering-primary	2	7019644

3.794 SUPPORT ASSY., MAIN WELL AND POWER VALVE

1961	T/4 1 B.C.	(Rochester)	1	7019782
1962	T/4 S.T.-1 B.C.	(Rochester)	1	7021234
1962	T/4 A.T.-1 B.C.	(Rochester)	1	7021409
1961-62	T/4 1 B.C. (3.741)	SCREW & WASHER, carb. main well supt.	1	7000745

3.806 ROD, CARBURETOR METERING

1961-62	P/8 S.T.-4 B.C.	step-up (std.) (Carter 16-169)	2	7019899
1962	P/8 H.T.-4 B.C.	step-up (std.) (Carter 16-195)	2	543006
1961-62	P/8 S.T.-4 B.C.	ROD AND JET PKG., 1 step lean (Carter 16-180U)	1	540893
1961-62	P/8 S.T.-4 B.C.	2 step lean (Carter 16-182U)	1	540895
1961	P/8 H.T.-4 B.C.	1 step lean (Carter 16-184U)	1	540896
1961	P/8 H.T.-4 B.C.	2 step lean (Carter 16-186U)	1	540897
1962	P/8 H.T.-4 B.C.	1 step lean (Carter 16-200)	2	543960
1962	P/8 H.T.-4 B.C.	2 step lean (Carter 16-201)	2	543961

3.810 SPRING, CARBURETOR METERING ROD

1961-62	All 4 B.C.	step-up rod ret. (Carter 61-585)	2	7011170
---------	--------------------	--	---	---------

3.814 NEEDLE AND SEAT, CARBURETOR INTAKE

1961-62	T/4 4 B.C.	(Rochester)	2	7012144
1961	T/8 2 B.C.	(Rochester)	1	7012524
1961-62	P/8 2 B.C.	(Rochester)	1	7012253
1961-62	P/8 4 B.C.	(Carter 25-431S)	2	7019900
1961-62	P/8 3/2 B.C.	(Rochester)	2	7013787
1961-62	P/8 3/2 B.C.	(Rochester)	1	7012602
1962	T/8 A.T.-4 B.C.	(Rochester)	2	7012906
1961-62	T/4 1 B.C.	VALVE, float-w/seat and gasket	1	7002359

3.820 COVER-GASKET-KIT-SCREW-VALVE, CARBURETOR IDLE COMPENSATOR

1961-62	T/4 1 B.C.-A.C.	COMPENSATOR ASSY., hot idle	1	7020093
1961	T/8 2 B.C.-A.C.	1	7020091
1961-62	P/8 H.T.-2 B.C.-425E & A.C.	COVER ASSY., idle compensator	1	7013937
1961-62	P/8 H.T.-3/2 B.C.	(Rochester)	1	7013937
1961-62	T/4 1 B.C.-A.C.	FITTING, hot idle compensator-exc. positive crankcase vent	1	540206
1961-62	T/4 1 B.C.-A.C.	hot idle compensator-w/positive crankcase vent	1	540207
1961	T/8 A.T.-A.C.	hot idle compensator	1	540286
1961-62	T/4 4 B.C.	GASKET, idle compensator	1	7013341
1961-62	P/8 H.T.-2 B.C.-3/2 B.C. exc. 425E-A.C.	(Rochester)	1	7013341
1961-62	P/8 H.T.-2 B.C.-425E & A.C.	idle compensator cover to bowl (Rochester)	1	7013736
1961-62	P/8 H.T.-3/2 B.C.	idle compensator cover to bowl (Rochester)	1	7013736
1961-62	P/8 H.T.-4 B.C.	thermostatic valve (Carter 121-314)	1	1186601
1961	T/4 4 B.C.	KIT, idle compensator (Rochester)	1	7013527
1961-62	P/8 H.T.-3/2 B.C.	idle compensator (Rochester)	1	7013527
1961-62	P/8 H.T.-2 B.C.-A.C.	idle compensator (Rochester)	1	7013527
1962	T/8 A.T.-4 B.C.	idle compensator (Rochester)	1	7020488
1962	T/4 S.T.-4 B.C.	idle compensator (Rochester)	1	7022572
1962	T/4 A.T.-4 B.C.	idle compensator (Rochester)	1	7013527
1961-62	T/4 T/8 4 B.C.	SCREW, idle compensator (Rochester)	2	7015127
1961-62	P/8 H.T.-2 B.C. 3/2 B.C.-A.C.	(Rochester)	2	7015127
1961-62	P/8 H.T.-4 B.C.	SCREW AND WASHER, thermostatic valve attaching (Carter 101-453S)	1	1186600
1961-62	P/8 H.T.-4 B.C.	VALVE ASSY., thermostatic (Carter 169-435)	1	7016495

3.822 SCREW, CARBURETOR IDLE AIR ADJUSTING

1961-62	T/4 4 B.C.	(Rochester)	1	7012704
1961-62	P/8 4 B.C.	(Carter 30A-99)	1	1475385
1961-62	All 4 B.C.	idle adj. (Carter 30A-80)	2	7011583
1961-62	T/4 1 B.C.	NEEDLE, idle adjusting	1	7001669
1961-62	T/4 4 B.C.	carb. idle (Rochester)	2	7013116
1961-62	All 2 B.C.	(Rochester)	2	7013116
1961-62	P/8 3/2 B.C.	(Rochester)	2	7013116
1962	T/8 A.T.-4 B.C.	2	7013470

3.823 SPRING, CARBURETOR IDLE AIR ADJUSTING SCREW

1961-62	T/4 1 B.C.	idle screw (Rochester)	1	7003190
1961-62	T/4 B.C.	idle air screw (Rochester)	1	7012557
1961	T/8 2 B.C.	idle screw	1	7003190
1961-62	T/4-T/8 4 B.C.	idle needle (Rochester)	2	7011479
1961-62	All 2 B.C.	idle needle (Rochester)	2	7011479
1961-62	P/8 3/2 B.C.	idle needle (Rochester)	2	7011479
1961-62	P/8 4 B.C.	idle air screw (Carter 61-599)	1	1470460
1961-62	P/8 4 B.C.	idle adj. screw (Carter 61-84)	2	563887

3.825 BALL-GUIDE-SPRING, CARB. PUMP DISCHARGE

1961	All	BALL (Rochester)	AR	7002117
------	---------------	----------------------------	----	---------

1962	All exc. T/4 A.T.-4 B.C.	(Rochester)	AR	7002117
1961-62	T/4 1 B.C.-4 B.C.	GUIDE, spring (Rochester)	1	7003838
1961-62	All 2 B.C.-3/2 B.C.	(Rochester)	AR	7000286
1961-62	T/4 1 B.C.	SPRING, check valve (Rochester)	1	7002118
1961-62	T/4 B.C.	(Rochester)	1	7006059
1961-62	All 2 B.C.-3/2 B.C.	(Rochester)	AR	7002118
1962	T/8	(Rochester)	1	7002118

3.826 BALL, CARB. PUMP CHECK

1961-62	All exc. 1 B.C.	(Rochester)	1	7002120
1961-62	All 4 B.C.	CHECK ASSY., carb. pump intake ball (Carter 122-108S)	1	7013735

3.832 NEEDLE, CARB. PUMP DISCHARGE CHECK

1961-62	All 4 B.C.	(Carter 17-51)	1	7000711
1961-62	T/4 B.C. (3.858)	GASKET, needle seat (Rochester)	1	7001613
1961-62	All 2 B.C. (3.858)	needle seat (Rochester)	1	7001613

3.838 PLUNGER AND ROD, CARBURETOR PUMP

1961	T/4 S.T.-1 B.C.	(Rochester)	1	7019828
1961-62	T/4 A.T.-1 B.C.	(Rochester)	1	7019828
1961	T/4 4 B.C.	(Rochester)	1	7019655
1961	T/8 S.T.-2 B.C.	(Rochester)	1	7019486
1961	T/8 A.T.-2 B.C.	(Rochester)	1	7015871
1961-62	P/8 4 B.C.	(Carter 64-238S)	1	7019905
1961-62	All S.T.-2 B.C.	(Rochester)	1	7019518
1961-62	P/8 H.T.-2 B.C. exc. 425E	(Rochester) w/7016109 carb.	1	7020584
1961-62	P/8 H.T.-2 B.C.-425E	(Rochester)	1	7020585
1961-62	P/8 3/2 B.C.	(Rochester) Center	1	7019518
1961-62	P/8 3/2 B.C.	(Rochester) Front and rear	2	7019519
1962	T/4 S.T.-1 B.C.	(Rochester)	1	7021495
1962	T/4 4 B.C.	(Rochester)	1	7021406
1962	T/8 A.T.-4 B.C.	(Rochester)	1	7020246
1961-62	T/4-T/8-4 B.C.	BOOT, pump rod (Rochester)	1	7006372
1961-62	T/4 4 B.C. (3.752)	CLIP, pump rod (Rochester) Upper	1	7003137
1961-62	All 2 B.C.	pump lever actuating rod (Rochester)	1	7003242
1961-62	P/8 3/2 B.C.	pump rod Front and rear	AR	7010773

3.841 RETAINER-SCREEN-SPRING, CARBURETOR PUMP

1961-62	T/4-T/8 4 B.C.	RETAINER, pump inlet screen (Rochester)	1	7001605
1961-62	All	RETAINER SPRING, carb. pin (Carter 150A-10)	AR	836159
1961-62	T/4-T/8 4 B.C.	SCREEN, pump inlet (Rochester)	1	7001604
1961-62	P/8 2 B.C.-3/2 B.C.	(Rochester)	1	7004557
1961-62	T/4 1 B.C.	SPRING, pump return (Rochester)	1	7005954
1961-62	T/4 4 B.C.	(Rochester)	1	7002101
1961	T/8 2 B.C.	(Rochester)	1	7002101
1961-62	P/8 2 B.C.-3/2 B.C.	(Rochester)	AR	7004597
1961-62	P/8 4 B.C.	(Carter 61-171)	1	1875351
1962	T/8 A.T.-4 B.C.	(Rochester)	1	7008694

3.842 SHAFT AND LEVER ASSY., CARBURETOR PUMP OPERATING

1961	T/4 4 B.C.	(Rochester)	1	7019250
1961	T/8 2 B.C.	(Rochester)	1	7017506
1961-62	P/8 2 B.C.	(Rochester)	1	7006975
1961-62	P/8 3/2 B.C.	(Rochester) Center	1	7017442
1961-62	P/8 3/2 B.C.	(Rochester) Front and rear	2	7013250

1962	T/8 A.T.-4 B.C.	(Rochester)	1	7020354
1962	T/4 4 B.C.	(Rochester)	1	7021968
1961-62	All 2 B.C.	LEVER, pump inside (Rochester)		7000266
1961-62	P/8 3/2 B.C.	(Rochester)	2	7013253
1961-62	P/8 3/2 B.C.	(Rochester)	1	7000266
1961-62	T/4 4 B.C.	CLIP, pump shaft (Rochester)	1	7007616
1962	T/8 A.T.-4 B.C.	pump lever (Rochester)	1	7017735
1961-62	P/8 3/2 B.C. (8,934)	RETAINER, pump lever	AR	149505
1961	All (3,841)	RETAINER SPRING, shaft and lever (Carter 150A-10)	AR	836159

3.843 LINK, CARBURETOR PUMP CONNECTOR

1961-62	T/4 1 B.C.	(Rochester)	1	7020315
1961-62	P/8 4 B.C.	(Carter 117-182)	1	7019692
1961-62	P/8 3/2 B.C. (8,938)	PIN, pump rod	1	225845
1961	T/8 2 B.C.	ROD, pump lever actuating (Rochester)	1	7017518
1961-62	P/8 S.T.-2 B.C. & 425E	(Rochester)	1	7016092
1961-62	P/8 3/2 B.C.	(Rochester)	2	7013276
1961-62	P/8 3/2 B.C.	(Rochester)	1	7013998
1962	T/8 A.T.-4 B.C.	(Rochester)	1	7013140
1962	T/4 4 B.C.	(Rochester)	1	7021941
1961-62	P/8 H.T.-2 B.C. exc. 425E	ROD KIT, pump lever actuating (Rochester)	1	7013192
1961-62	All (3,841)	RETAINER SPRING, pump conn. link (Carter 150A-10)	AR	836159

3.844 JET AND HOUSING, CARBURETOR PUMP

1961	P/8 H.T.-4 B.C.	(Carter 48-270S)	1	7012742
1962	All 4 B.C.	(Carter 48-270S)	1	7012742
1961-62	All 4 B.C.	GASKET, carb. pump jet housing (Carter 121-303)	1	7011545

3.845 ARM AND COLLAR, CARBURETOR PUMP

1961-62	P/8 4 B.C.	(Carter 111-76)	1	1470466
1961-62	All 4 B.C.	SCREW, pump arm attaching (Carter 101-421)	1	7011176

3.852 CARBURETOR ANTI-PERCOLATOR VALVE PARTS

1961-62	T/4 4 B.C.	SHIELD, idle vent. (Rochester)	1	7012520
1961	P/8 H.T.-2 B.C. exc. 425E	SCREW, idle vent valve arm (Rochester)	1	7011976
1961-62	T/4 4 B.C.	VALVE, idle vent (Rochester)	1	7007129
1961-62	P/8 2 B.C.-3/2 B.C.	(Rochester)	1	7007129
1961-62	T/4 4 B.C.	VALVE KIT, idle vent (Rochester)	1	7012188
1961-62	P/8 2 B.C.-3/2 B.C.	idle vent (Rochester)	1	7012252

3.858 PISTON ASSEMBLY, CARBURETOR VACUUM

1961-62	T/4 1 B.C.	carb. power valve actuating-w/rod	1	7010002
1961	T/8-2 B.C.	(Rochester)	1	7006323
1961	P/8 S.T.-3/2 B.C.	(Rochester)	1	7011478
1961-62	P/8 H.T.-2 B.C. exc. 425E	(Rochester)	1	7012266
1961-62	P/8 H.T.-2 B.C.-425E	(Rochester)	1	7006011
1961-62	P/8 S.T.-2 B.C.	(Rochester)	1	7006011
1961-62	P/8 H.T.-3/2 B.C.	(Rochester)	1	7006011
1962	T/4 4 B.C.	(Rochester)	1	7010332
1962	T/8 A.T.-4 B.C.	(Rochester)	1	7020338
1962	P/8 S.T.-3/2 B.C.	(Rochester)	1	7006011
1961-62	T/4-1 B.C.	BALL, SPRING AND PLUG ASSY., carb. power valve	1	7006121
1961-62	P/8 4 B.C.	PISTON, carb. step-up (Carter 160-207)	2	1195596
1961-62	All 4 B.C.	PLATE, step-up piston cover (Carter 65-43)	2	7011173

1961-62	P/8 2 B.C.	VALVE, carb. power (Rochester)	1	7011989
1961	T/8-2 B.C.	(Rochester)	1	7006331
1961-62	P/8 S.T.-3/2 B.C.	(Rochester) Center	1	7017950
1961-62	P/8 H.T.-3/2 B.C.	(Rochester) Center	1	7011989
1962	T/4 S.T.-4 B.C.	(Rochester)	1	7011994
1962	T/4 A.T.-4 B.C.	(Rochester)	1	7011989
1962	T/8 A.T.-4 B.C.	(Rochester)	1	7010918
1961-62	P/8-2 B.C.-3/2 B.C.	GASKET, power valve (Rochester)	1	7011990
1962	T/4 4 B.C.	(Rochester)	1	7011990
1962	T/8 4 B.C.	(Rochester)	1	7001613
1961-62	P/8 4 B.C.	SCREW AND WASHER, dust cover (Carter 101-184S) . .	2	1346566
1961-62	P/8 4 B.C.	step-up piston cover plate (Carter 101-435S)	2	1179315

3.859 SPRING, CARBURETOR VACUUM PISTON

1961	T/4 1 B.C.	power piston (Rochester)	1	7002366
1961	All 4 B.C.	vacuum piston (Carter 61-246)	2	1332553
1962	T/4 1 B.C.	power valve actuating piston (Rochester)	1	7002897
1962	P/8 H.T.-4 B.C. (10)	vacuum piston (Carter 61-246)		1332553

3.890 FILTER PKG., FUEL

1961-62	T/4-T/8	(A.C. GF-61)	1	854583
1961-62	T/8 A.C.	(A.C. GF-67)	1	5650104
1961-62	P/8	(A.C. GF 61-P)	1	854619
1961-62	P/8 Circulaire A.C.	(A.C. GF-73)	1	5650344
1961-62	T/8	BRACKET, fuel filter support	1	537959
1961-62	P/8	fuel filter support	1	538674
1962	T/4-4 B.C.	fuel filter support	1	537959
1961-62	P/8 All Circulaire A.C. . . .	HOSE, vapor return pipe (22" long)	AR	537426
1961-62	T/8 A.C.	vapor return hose (22" long)	AR	537426

3.900 FUEL PUMP PACKAGE

1961-62	T/4	(AC 4843)	1	5621749
1961-62	T/8	(AC 4827)	1	5621774
1961-62	P/8	(type 4512)	1	5621733

3.901 CONNECTIONS, FUEL PUMP LINE

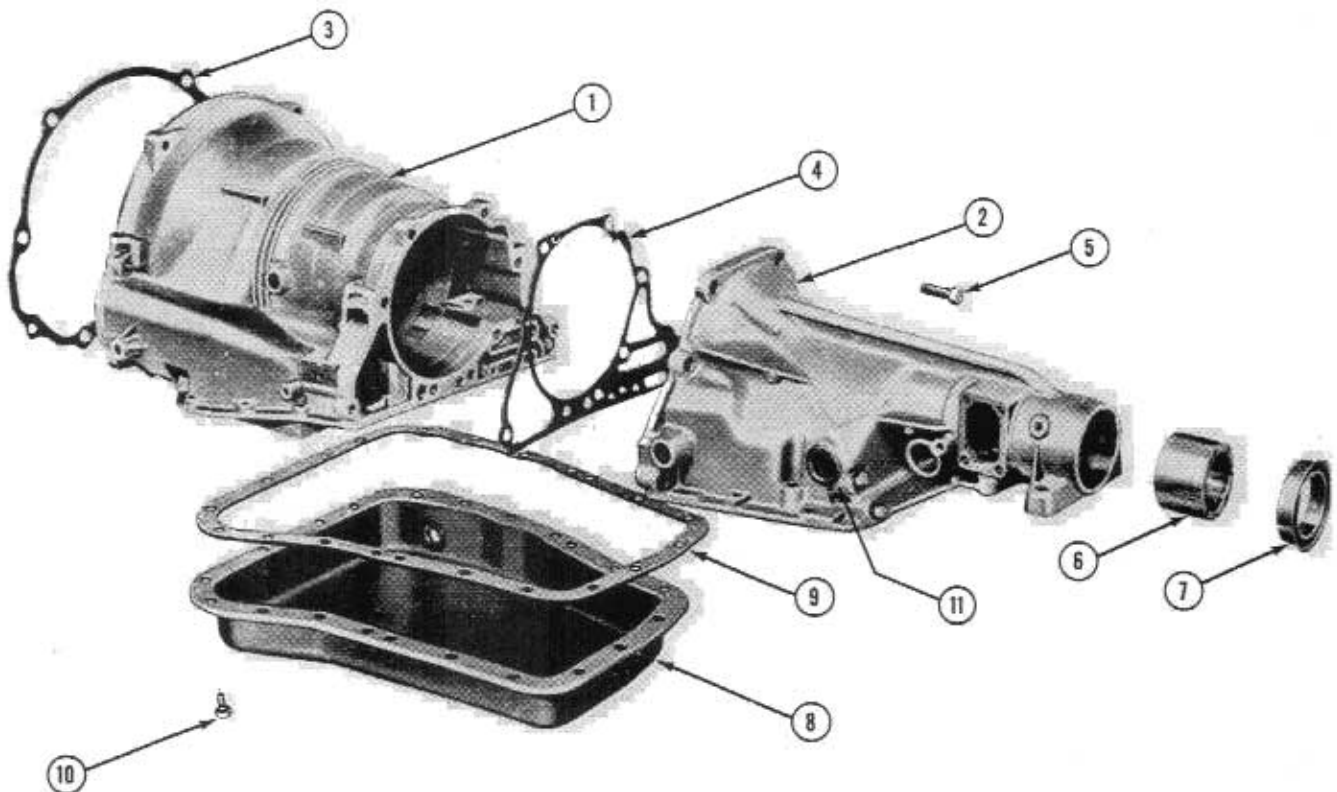
1961	P/8 S.T.-2 B.C., 425E	CONNECTOR, filter pipe to carb. . . (5/8" to 1/8")	1	530635
1962	P/8 H.T., 425E	filter pipe to carb.	1	530635
1961-62	T/4 1 B.C.	ELBOW, fuel hose to carb. (90°)	1	539479
1961-62	T/4	fuel hose to pump (90°)	1	539479
1961-62	P/8 3/2 B.C.	carb. fuel inlet Front and rear	2	533212
1961-62	T/4	BOLT, fuel pump to timing		
		chain cover (Spec. 3/8"-16x1-1/4")	2	539485
1961-62	T/8 (1.153)	to timing chain cover (5/16"-18x1-1/8")	2	1193499
1961	P/8 (8.900)	to timing chain cover (3/8"-16x1")	2	180122
1962	P/8	to timing chain cover (Spec. 3/8"-16x1")	2	543890

3.904 GASKET, FUEL PUMP

1961	P/8-T/4	fuel pump to cover	1	412270
1961-62	T/8	1	1289450

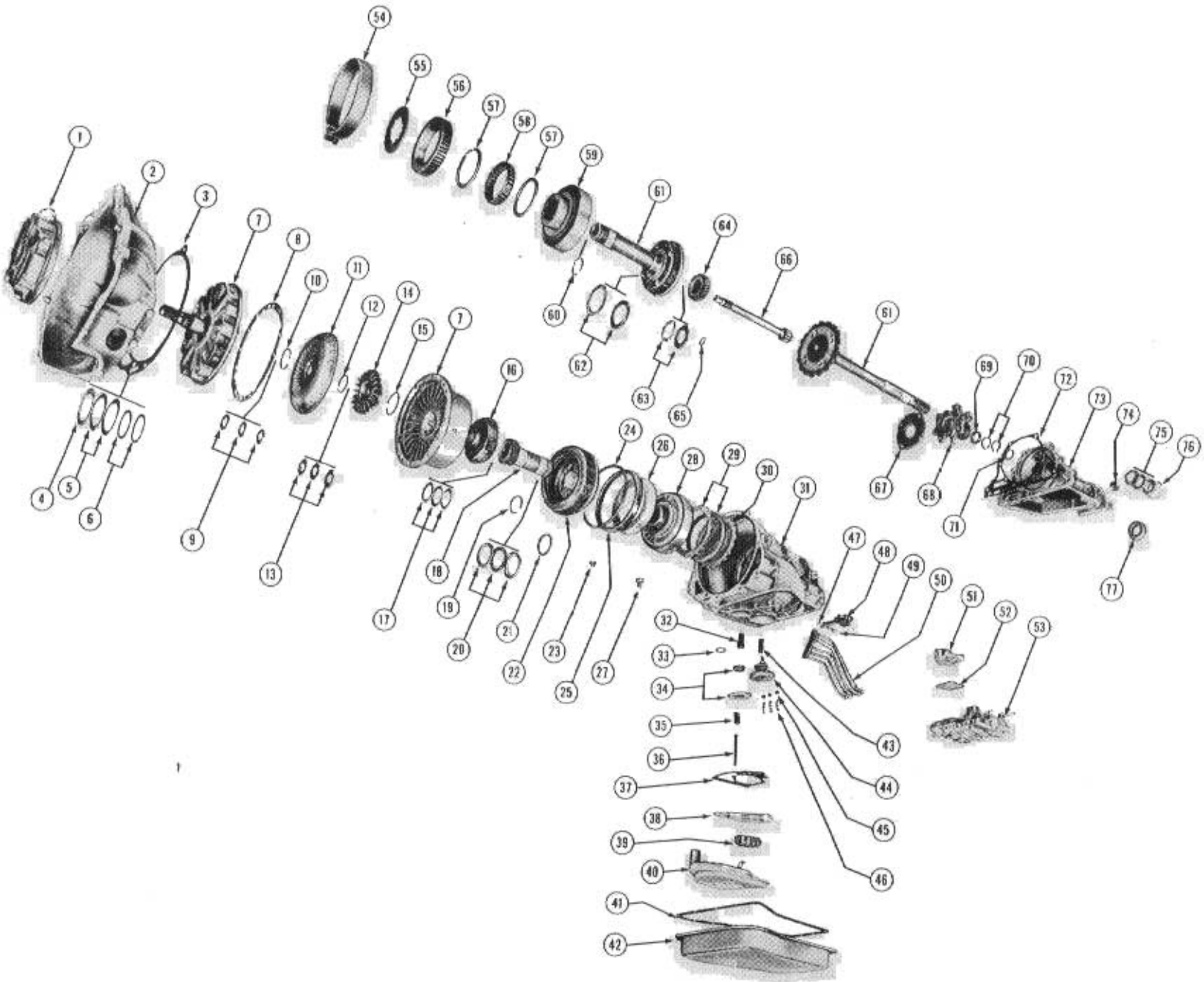
3.925 DIAPHRAGM KIT-REPAIR KIT, FUEL PUMP

1961-62	T/4-T/8	DIAPHRAGM KIT, fuel pump (A.C. D-349)	1	5622912
1961-62	T/4	PLATE, pump pulsator cover	1	5593542
1961-62	T/4-T/8	REPAIR KIT, fuel pump (type R-485)	1	5622911
1961-62	P/8	(type R-494)	1	5623061



CASE AND EXTENSION (10 H.T.)

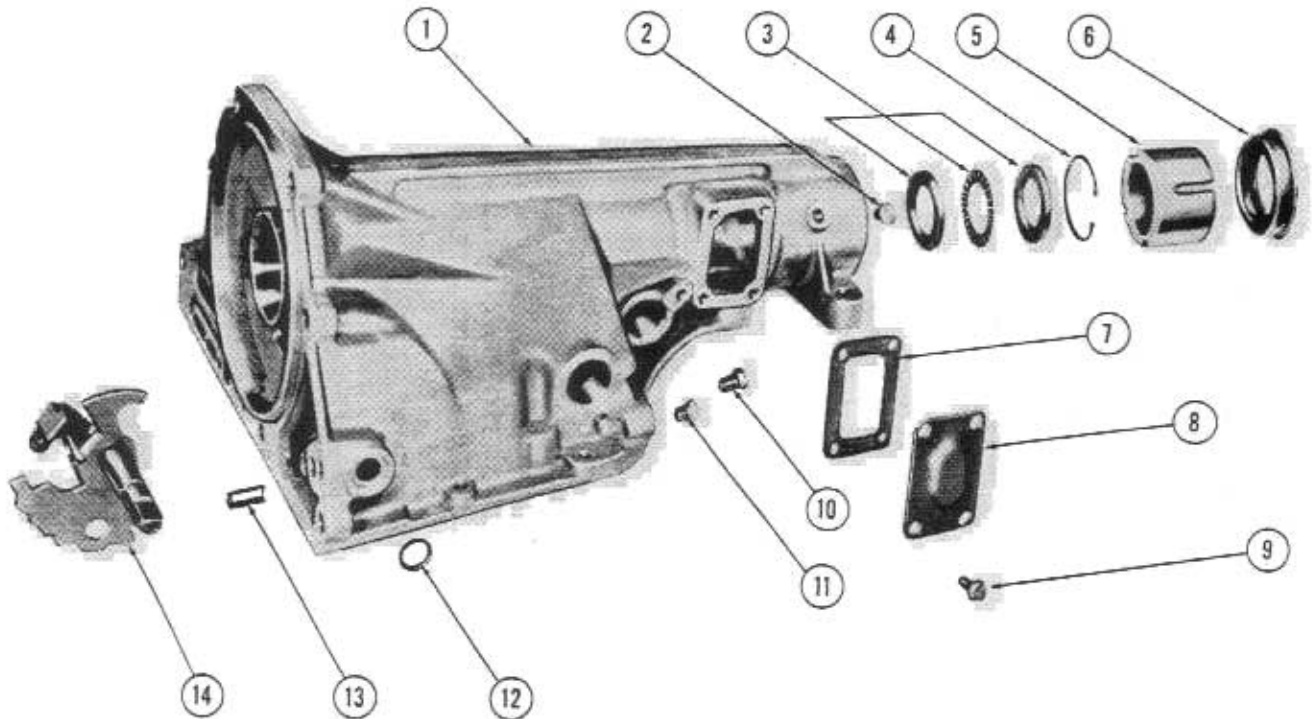
KEY	PART NAME	GROUP NO.
1	CASE, Transmission.....	4.103
2	REAR BEARING RETAINER.....	4.317
3	GASKET, Case Cover to Case.....	4.124
4	GASKET, Rear Bearing Retainer to Case.....	4.318
5	BOLT, Rear Bearing Ret. to Case, Hex. Hd. (3/8"-16 x 1/4") 3-Req.....	8.900
	BOLT, Rear Bearing Ret. to Case, Hex. Hd. (3/8"-16 x 1/2") 5-Req.....	8.900
6	BUSHING & SLEEVE ASS'Y, Rear Bearing Retainer.....	4.408
7	SEAL, Rear Bearing Retainer.....	4.318
8	PAN, Transmission Oil.....	4.195
9	GASKET, Trans. Oil Pan.....	4.196
10	BOLT & LOCK WASHER, Oil Pan to Case (5/16"-18 x 5/8" Hex. Hd.).....	4.196
11	SEAL, Trans. throttle shaft.....	4.282



10 HYDRA-MATIC TRANSMISSION ASSEMBLY

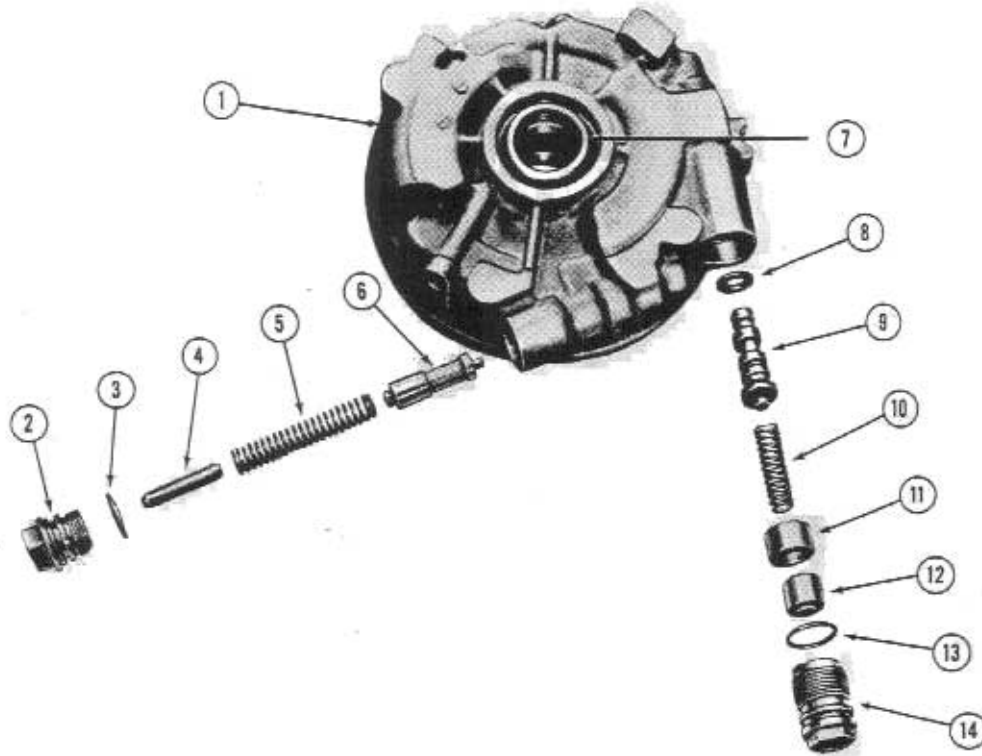
10 HYDRA-MATIC TRANSMISSION ASSEMBLY

KEY	PART NAME	GROUP NO.	KEY	PART NAME	GROUP NO.
1	- PUMP ASS'Y, Trans. Oil	4.226	40	- STRAINER, Trans. Oil	4.224
2	- COVER, Case	4.123	41	- GASKET, Trans. Oil Pan	4.196
3	- GASKET, Case Cover to Case	4.124	42	- PAN, Trans. Oil	4.195
4	- WASHER, Selective	4.129	43	- SPRING, Servo Inner	4.233
5	- BEARING PKG., Pump to Torus Cover	4.123	44	- SERVO ASS'Y (See Exploded View)	
6	- RINGS, Oil Seal Case Cover	4.127	45	- SEAL, Case to Center Support	4.162
7	- TORUS & COVER ASS'Y	4.156	46	- SPRING, Seal Positioning	4.162
8	- GASKET, Cover to Driving Torus	4.155	47	- SPACER, Parking Brake Pawl	4.294
9	- BEARING PKG., Torus Cover Driven Torus Roller	4.156	48	- PAWL & LEVER ASS'Y, Trans. Parking Brake	4.294
10	- RING, Oil Seal (Front)	4.127	49	- SHAFT, Parking Brake Pivot	4.294
11	- TORUS ASS'Y, Driven	4.156	50	- PIPE ASS'Y, Trans. Valve Body Feed	4.222
12	- RING, Oil Seal (Rear)	4.127	51	- VALVE ASS'Y, 2-3 Booster	4.265
13	- BEARING PKG., Driven Torus Carrier Shaft Roller	4.156	52	- SPACER, Control Valve 2-3 Boost Body	2.265
14	- MULTIPLIER ASS'Y, Trans.	4.157	53	- VALVE BODY ASS'Y, Oil Control	4.265
15	- RING, Multiplier Hub to Driving Torus Oil Seal	4.127	54	- BAND ASS'Y, Trans. Brake	4.251
16	- CARRIER ASS'Y, Front Unit	4.161	55	- RETAINER, Sprag	4.180
17	- BEARING PKG., Frt. Carrier to Frt. Sun Gear Thrust	4.159	56	- RACE, Trans. Sprag	4.180
18	- GEAR ASS'Y, Front Sun	4.159	57	- BUSHING, Trans. Sprag Ass'y	4.180
19	- RING, Rear Internal to Front Sun Snap	4.128	58	- SPRAG ASS'Y, Trans.	4.180
20	- BEARING PKG., Front Sun to Front Internal Gear Thrust	4.159	59	- GEAR, Rear Unit Internal	4.187
21	- WASHER, Internal Gear to Center Support	4.129	60	- RING, Front to Rear Carrier Snap	4.128
22	- FRONT CLUTCH ASS'Y (See Exploded View)		61	- CARRIER ASS'Y, Rear Planet	4.177
23	- KEY, Cone	4.189	62	- BEARING PKG., Rear Internal to Rear Carrier	4.187
24	- RING, Stationary Cone to Case Snap	4.128	63	- BEARING PKG., Rear Carrier to Rear Internal Gear	4.172
25	- CONE, Stationary	4.189	64	- SUN GEAR & DAMPER ASS'Y, Rear Unit	4.172
26	- CONE, Reverse Clutch	4.189	65	- RING, Driven Torus to Mainshaft Snap—Spiral	4.128
27	- KEY, Clutch Drum	4.162	66	- MAINSHAFT, Trans.	4.172
28	- REVERSE & NEUTRAL CLUTCH ASS'Y (See Exploded View)		67	- GASKET, Governor Body	4.256
29	- PLATES, Trans. Clutch	4.163	68	- GOVERNOR ASS'Y	4.256
30	- PLATE, Trans. Backing	4.163	69	- GEAR, Speedometer Drive	4.343
31	- CASE ASS'Y, Trans.	4.103	70	- RING, Bearing to Output Shaft Snap	4.128
32	- SPRING, Accumulator Upper	4.233	71	- SEAL, Rear Bearing Oil	4.318
33	- SEAL, Strainer to Case "O" Ring	4.223	72	- GASKET, Rear Bearing to Case	4.318
34	- PISTONS, Accumulator—Upper & Lower	4.228	73	- RETAINER, Rear Bearing	4.317
35	- SPRING, Accumulator—Lower	4.233	74	- SEAL, Trans. Throttle Shaft	4.282
36	- PIN, Accumulator Piston	4.230	75	- BEARING PKG., Needle Thrust	4.408
37	- GASKET, Servo & Accumulator Cover	4.225	76	- RING, Bearing Retainer Snap	4.128
38	- COVER, Servo & Accumulator	4.225	77	- SEAL, Rear Bearing Retainer	4.318
39	- VALVE ASS'Y, Compensator	4.235			



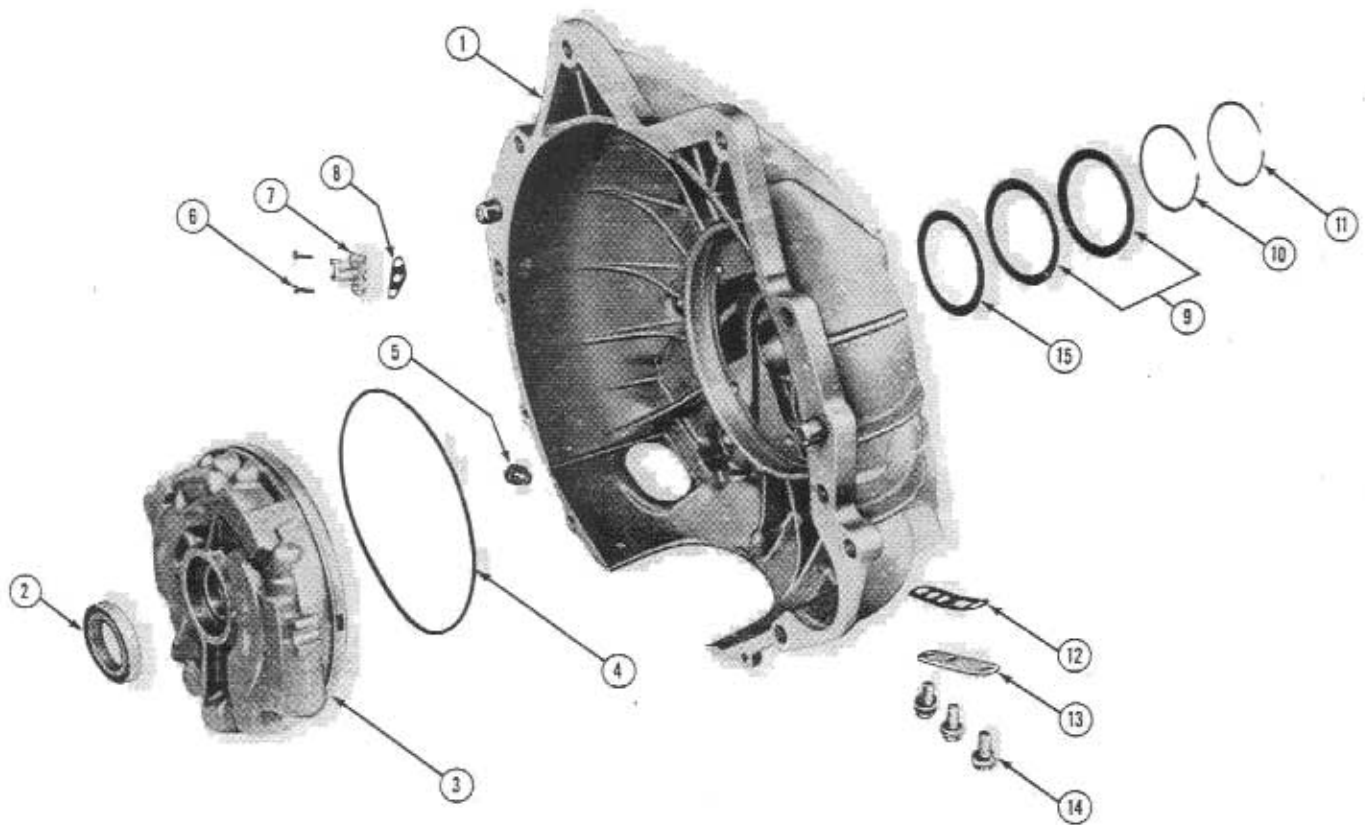
REAR BEARING RETAINER (10 H.T.)

KEY	PART NAME	GROUP NO.
1	RETAINER, Rear Bearing	4.317
2	BOLT, Retainer Bushing	4.412
3	BEARING PKG., Needle Thrust	4.408
4	RING, Bearing Retainer Snap	4.128
5	BUSHING & SLEEVE ASS'Y, Rear Bearing Retainer	4.408
6	SEAL, Rear Bearing Retainer	4.318
7	GASKET, Rear Bearing Retainer Cover	4.318
8	COVER, Rear Bearing Retainer	4.317
9	BOLT, Rear Bearing Retainer Cover (1/4"-20 x 1/2")	8.900
10	PLUG, Main Line Test (1/8")	8.971
11	PLUG, T.V. Test (1/8")	8.971
12	SEAL, Manual Shaft	4.282
13	RETAINER, Manual Shaft	4.282
14	LEVER & SHAFT ASS'Y, Inside Detent	4.279



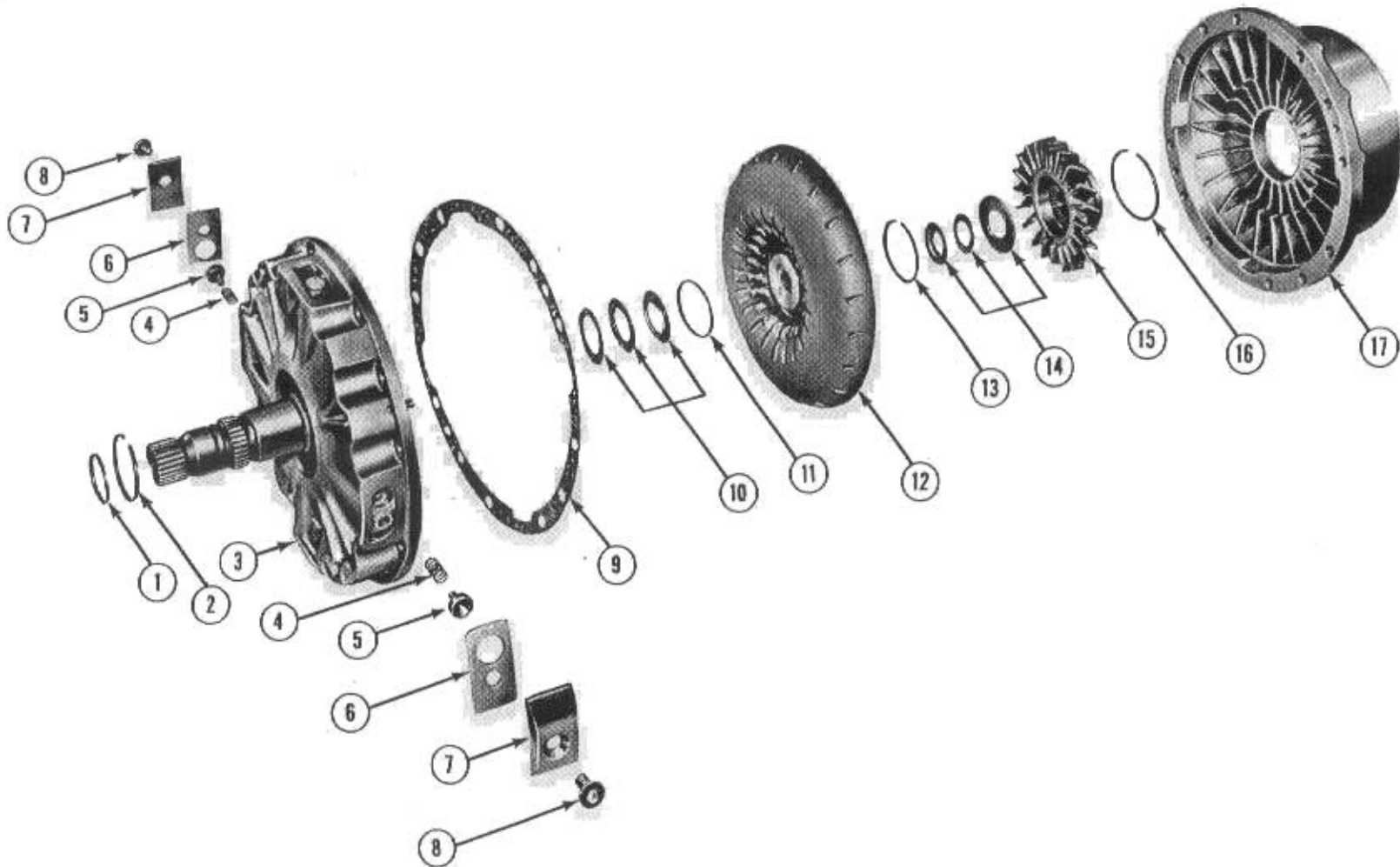
FRONT OIL PUMP AND PARTS (10 H.T.)

KEY	PART NAME	GROUP NO.
1	- PUMP ASS'Y, Oil	4.226
2	- PLUG ASS'Y, Coupling Feed Limit	4.226
3	- SEAL, Plug to Pump Body—"O" Ring	4.226
4	- PIN, Coupling Feed Limit Valve	4.226
5	- SPRING, Coupling Feed Limit Valve	4.226
6	- VALVE, Coupling Feed Limit	4.226
7	- SEAL, Oil Pump	4.226
8	- CUSHION, Oil Pressure Regulator Valve	4.216
9	- VALVE, Oil Pressure Regulator—w/Cushion	4.216
10	- SPRING, Oil Pressure Regulator	4.216
11	- STOP, Pump Line Boost Plug	4.216
12	- PLUG, Pump Line Boost—Low Pressure	4.216
13	- SEAL, Oil Pump Pressure Regulator Plug	4.216
14	- PLUG, Oil Pump Pressure Regulator	4.216



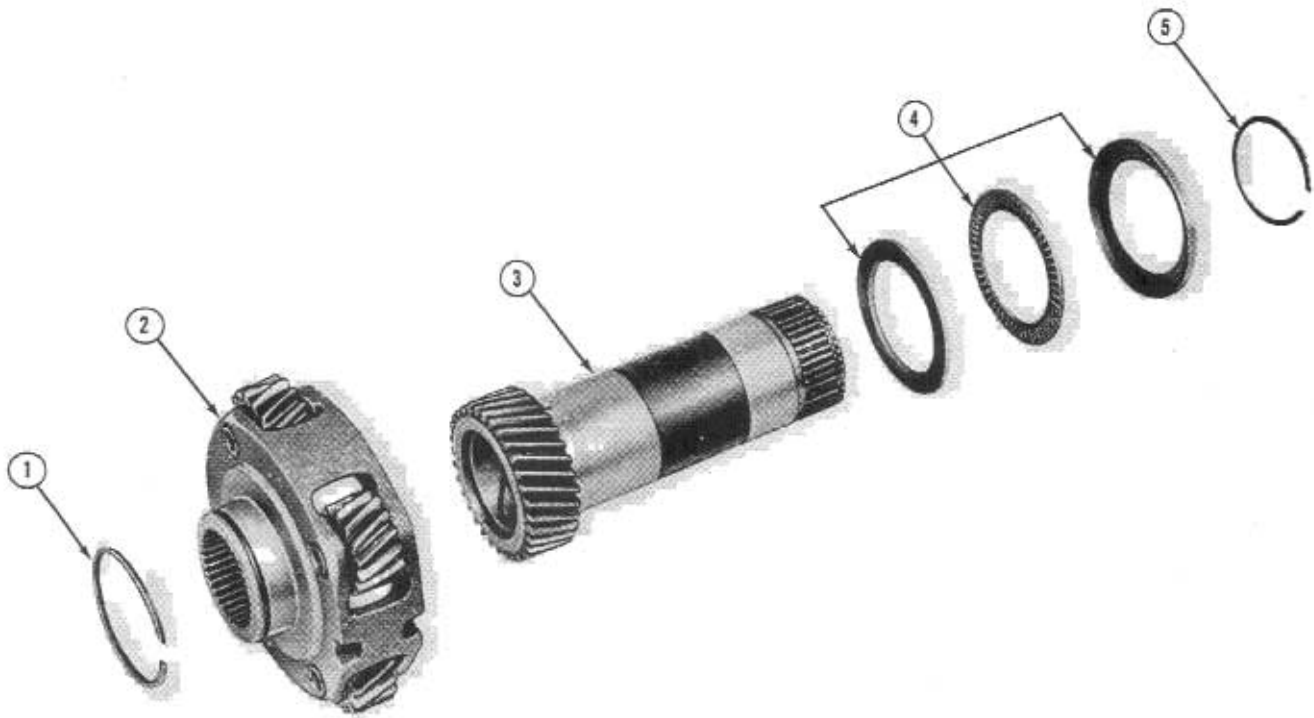
CASE COVER AND PUMP (10 H.T.)

KEY	PART NAME	GROUP NO.
1	CASE COVER ASS'Y	4.123
2	SEAL ASS'Y, Oil Pump	4.226
3	PUMP ASS'Y, Trans. Oil	4.226
4	SEAL, "O" Ring, Pump to Cover	4.226
5	PLUG, Trans. Case Cover Hole	4.123
6	SCREW, Cooler Valve Body to Case	N.L.
7	BODY ASS'Y, Cooler Control	4.128
8	GASKET, Cooler Control Body to Case	4.128
9	BEARING PKG., Pump to Torus Cover	4.155
10	RING, Oil Seal Case Cover	4.127
11	RING, Oil Seal Case Cover	4.127
12	GASKET, Trans. Case Cover Plate	4.124
13	PLATE, Trans. Case Cover	4.123
14	BOLT, Trans. Case Cover	4.123
15	WASHER, Case Cover—Selective	4.129



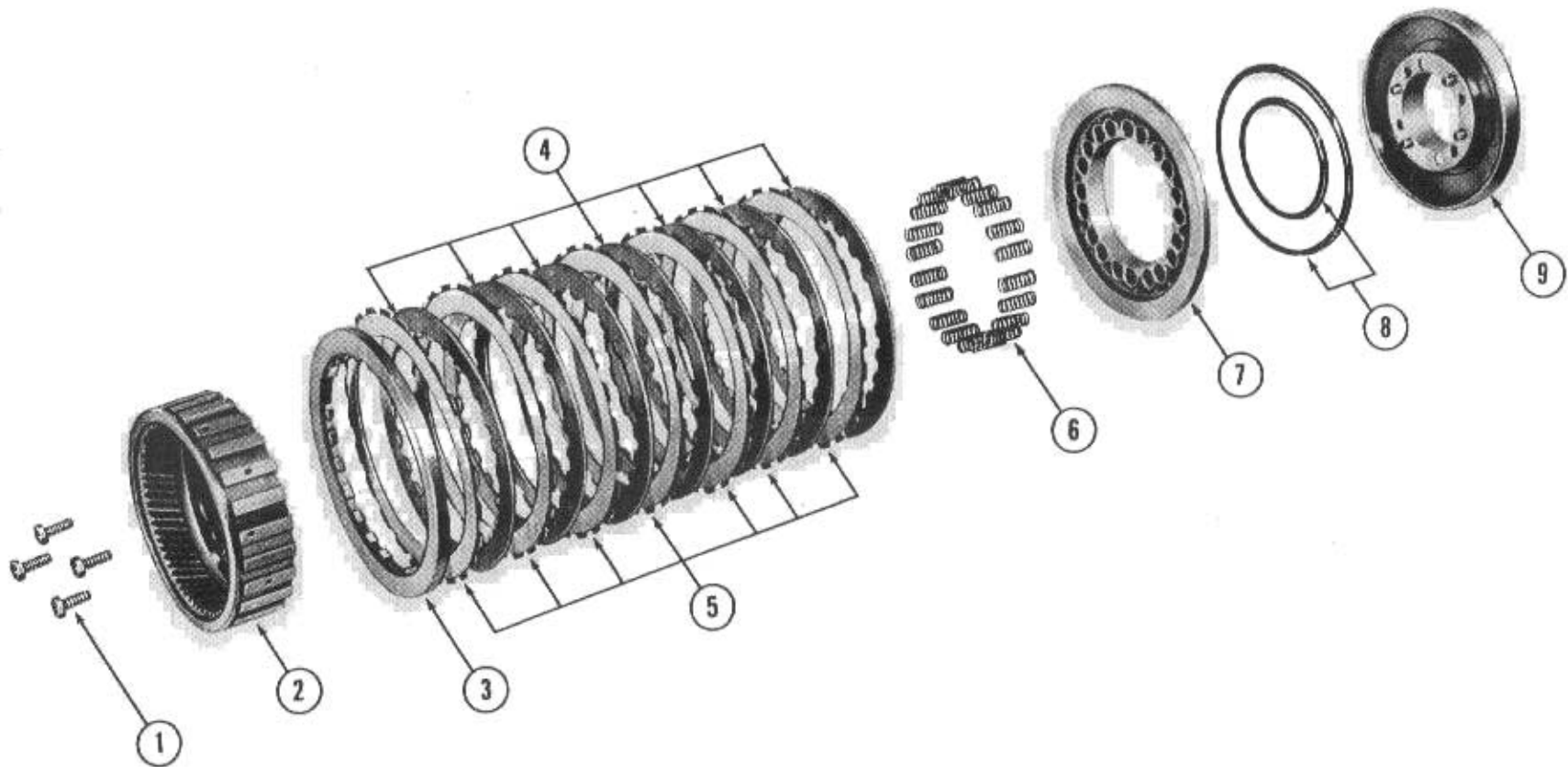
TORUS AND MULTIPLIER ASS'Y (10 H.T.)

KEY	PART NAME	GROUP NO.	KEY	PART NAME	GROUP NO.
1	RING, Input Shaft Oil Seal	4.127	10	BEARING PKG., Torus Cover Driven Torus Roller	4.156
2	RING, Input Shaft Oil Seal	4.127	11	RING, Oil Seal	4.127
3	COVER & SHAFT ASS'Y, Torus (Part of 4.156 Torus Ass'y.)	N.S.	12	TORUS ASS'Y, Driven	4.156
4	SPRING, Coupling Exhaust Valve	4.155	13	RING, Oil Seal	4.127
5	VALVE, Coupling Exhaust	4.155	14	BEARING PKG., Driven Torus Carrier Shaft Roller	4.156
6	GASKET, Exhaust Valve Cover	4.155	15	MULTIPLIER ASS'Y, Trans.	4.157
7	COVER, Torus Exhaust Valve	4.155	16	RING, Multiplier Hub to Driving Torus Oil Seal	4.127
8	SCREW, Exhaust Valve Cover	4.155	17	TORUS, Driving (Part of 4.156 Torus Ass'y.)	N.S.
9	GASKET, Cover to Driving Torus	4.155			



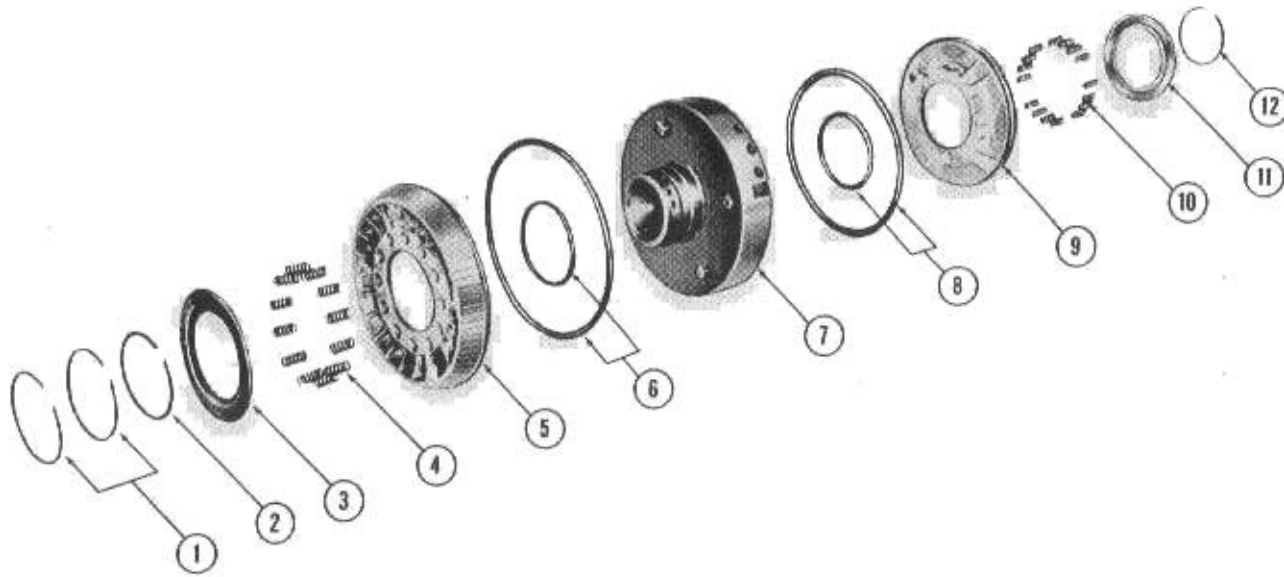
FRONT SUN GEAR AND CARRIER ASSY. (10 H.T.)

KEY	PART NAME	GROUP NO.
1	RING, Front Carrier to Rear Carrier Shaft Snap	4.128
2	CARRIER ASS'Y, Front Unit	4.161
3	GEAR ASS'Y, Front Sun	4.159
4	BEARING PKG., Front Sun to Front Internal	4.159
5	RING, Rear Internal to Front Sun	4.128



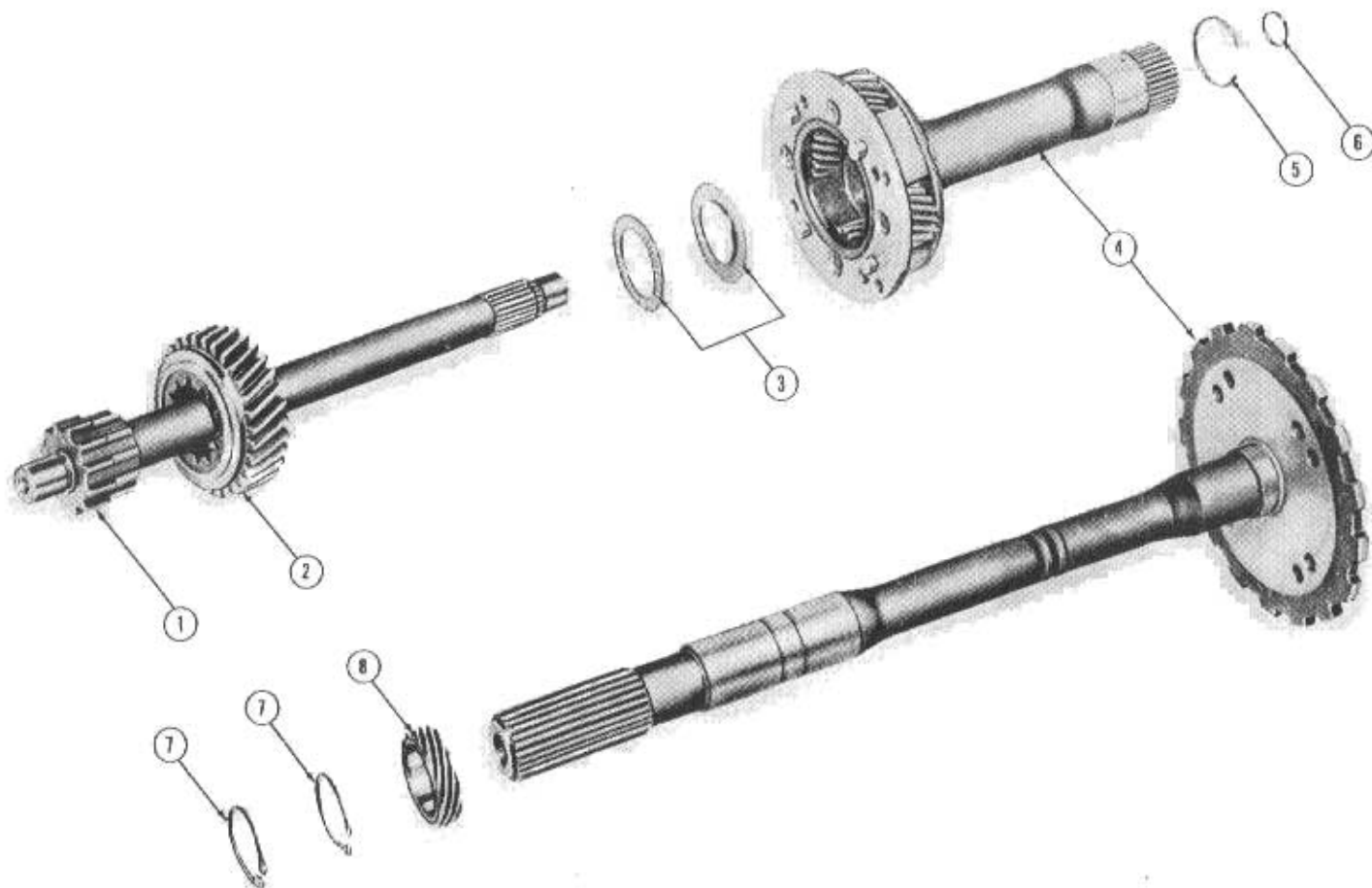
FRONT CLUTCH ASS'Y (10 H.T.)

KEY	PART NAME	GROUP NO.
1	BOLT, Gear to Piston	N.S.
2	GEAR, Front Internal (Part of 4.158 Gear & Housing Ass'y.)	N.S.
3	PLATE, Front Clutch Backing	4.163
4	PLATE, Ass'y, Front Clutch Driven	4.163
5	PLATE, Ass'y, Front Clutch Driving	4.163
6	SPRING, Front Clutch Release	4.164
7	PISTON, Front Clutch Selective	4.166
8	SEAL PKG., Front Clutch	4.166
9	HOUSING ASS'Y, Front Clutch (Part of 4.158 Gear & Housing Ass'y.)	N.S.



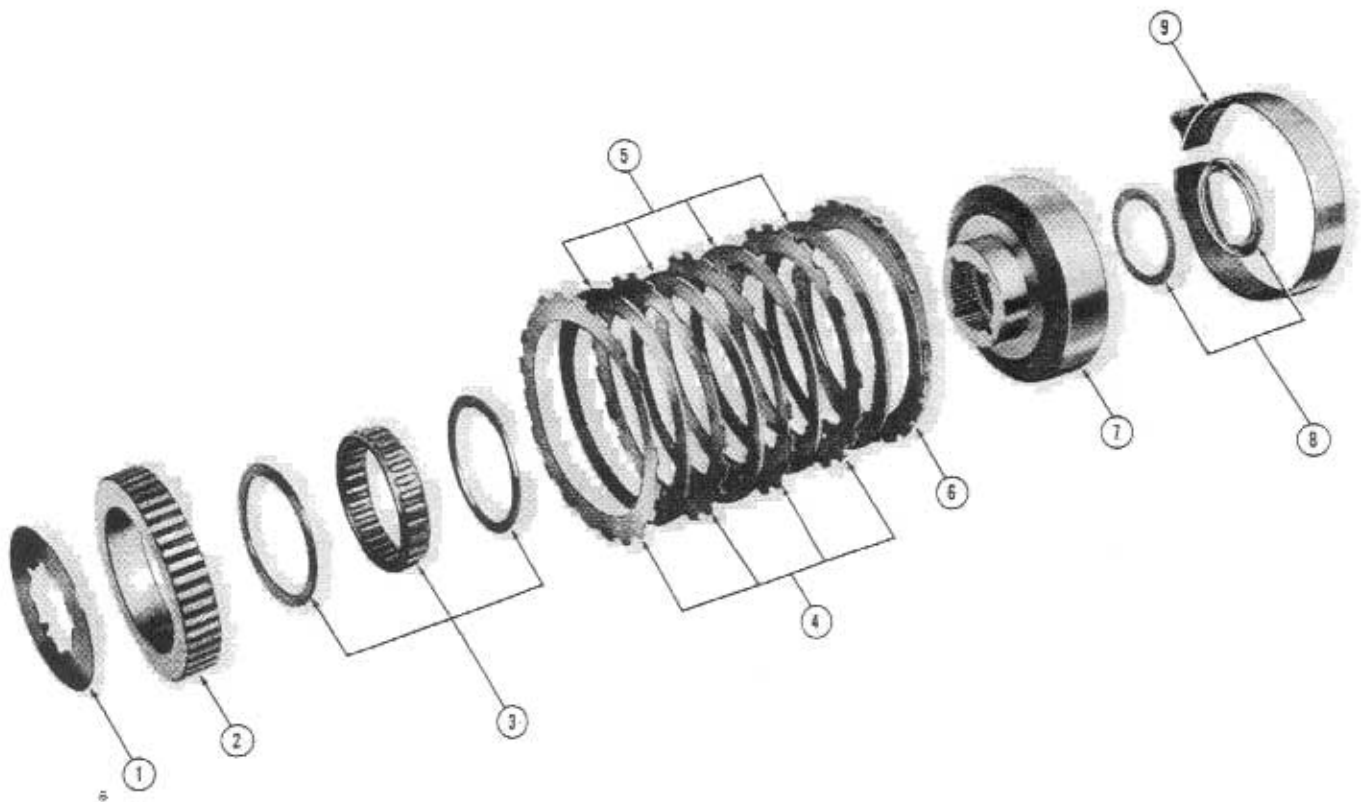
REVERSE AND NEUTRAL CLUTCH (10 H.T.)

KEY	PART NAME	GROUP No.
1	RING, Oil Seal Case Center Support	4.127
2	RING, Snap—Retainer to Center Support	4.128
3	RETAINER, Release Spring	4.189
4	SPRING, Reverse Clutch Release	4.189
5	PISTON, Reverse Clutch	4.166
6	SEAL PKG., Reverse Piston	4.166
7	SUPPORT, Case Center	4.162
8	SEAL PKG., Neutral Clutch	4.166
9	PISTON, Neutral Clutch	4.166
10	SPRING, Neutral Clutch Release	4.164
11	RETAINER, Release Spring	4.189
12	RING, Snap—Retainer to Center Support	4.128



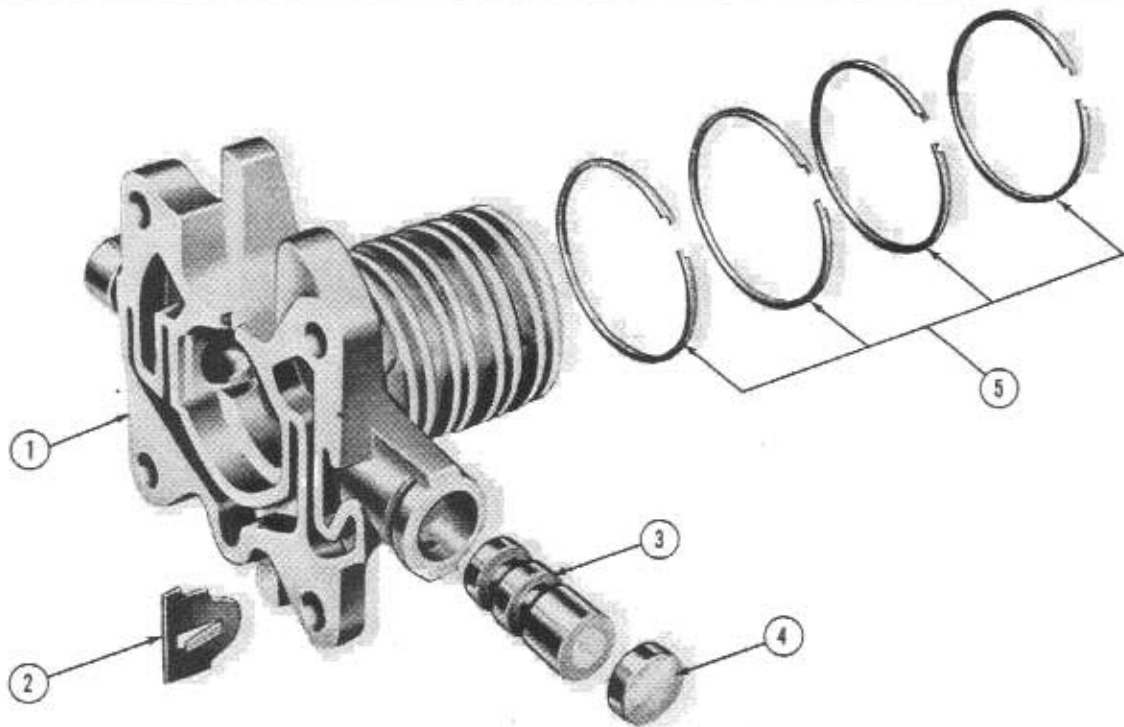
OUTPUT SHAFT-REAR CARRIER AND MAINSHAFT (10 H.T.)

KEY	PART NAME	GROUP NO.	KEY	PART NAME	GROUP NO.
1	MAINSHAFT, Transmission	4.172	6	RING, Driven Torus to Mainshaft Snap-Spiral	4.128
2	DAMPER ASS'Y, Rear Unit	4.172	7	RING, Bearing to Output Shaft	4.128
3	BEARING PKG., Rear Carrier to Rear Internal Gear	4.172	8	GEAR, Speedometer Drive	4.343
4	CARRIER ASS'Y, Rear Planet	4.177			
5	RING, Front to Rear Carrier Shaft Snap	4.128			



NEUTRAL CLUTCH AND SPRAG (10 H.T.)

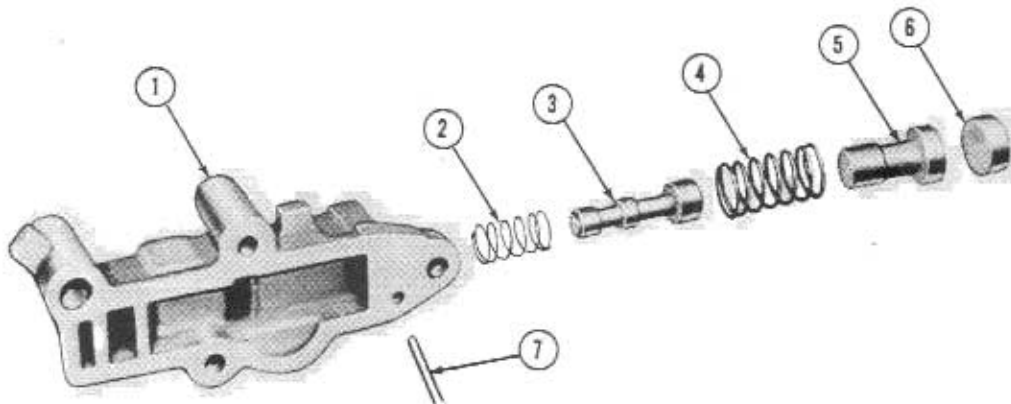
KEY	PART NAME	GROUP NO.
1	RETAINER, Sprag	4.180
2	RACE, Sprag Outer	4.180
3	SPRAG & BUSHING ASS'Y	4.180
4	PLATE, Neutral Clutch Driven	4.163
5	PLATE, Neutral Clutch Driving	4.163
6	PLATE, Neutral Clutch Backing	4.163
7	GEAR & BUSHING ASS'Y, Rear Internal	4.187
8	BEARING PKG., Rear Internal to Rear Carrier	4.187
9	BAND ASS'Y, Trans. Brake	4.251



GOVERNOR ASSEMBLY (10 H.T.)

KEY	PART NAME	GROUP NO.
1	BODY, Governor	*N.S.
2	RETAINER, G-2 Valve	4.256
3	VALVE, Governor—Secondary	*N.S.
4	PLUG, G-2	4.256
5	RING, Oil Seal	4.127

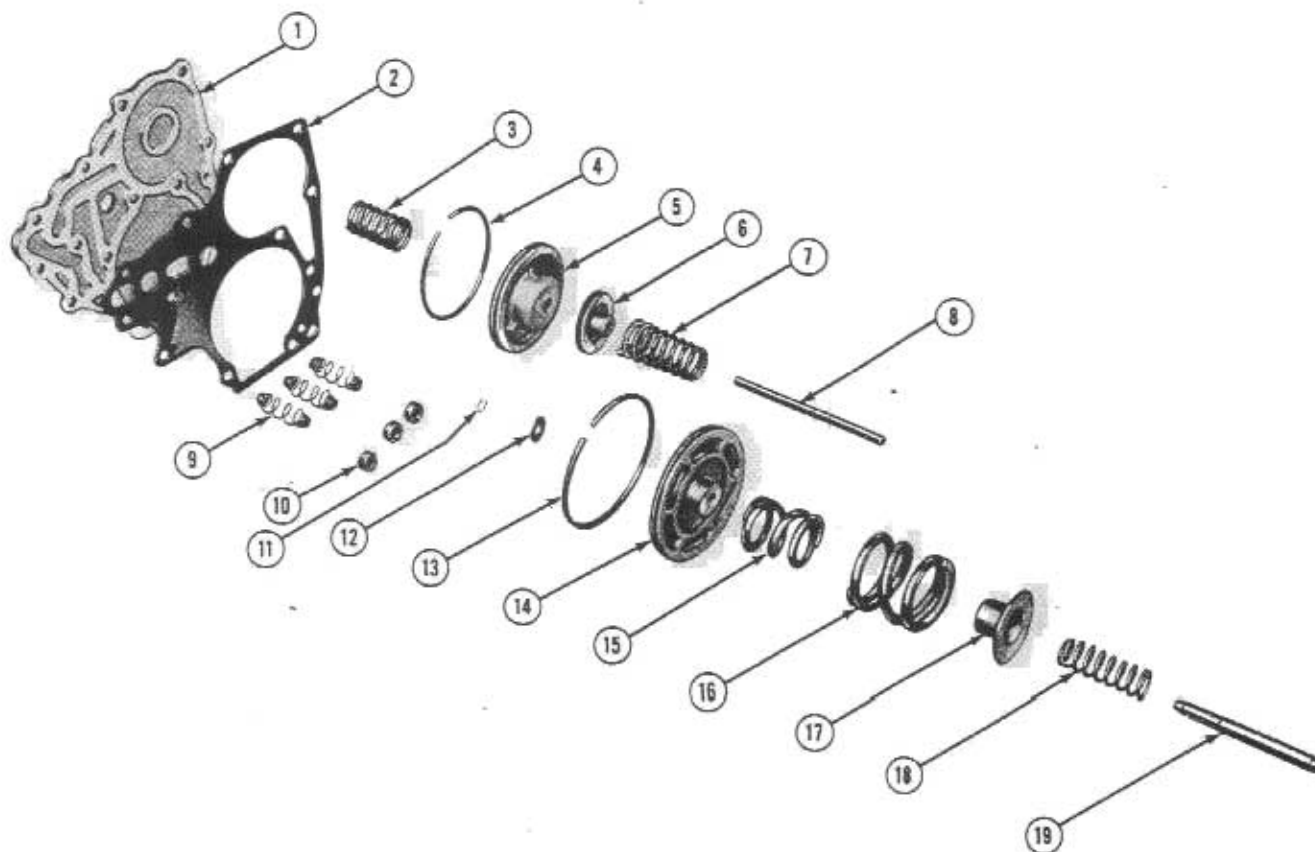
* Part of Governor Ass'y—Group 4.256



COMPENSATOR VALVE ASS'Y (10 H.T.)

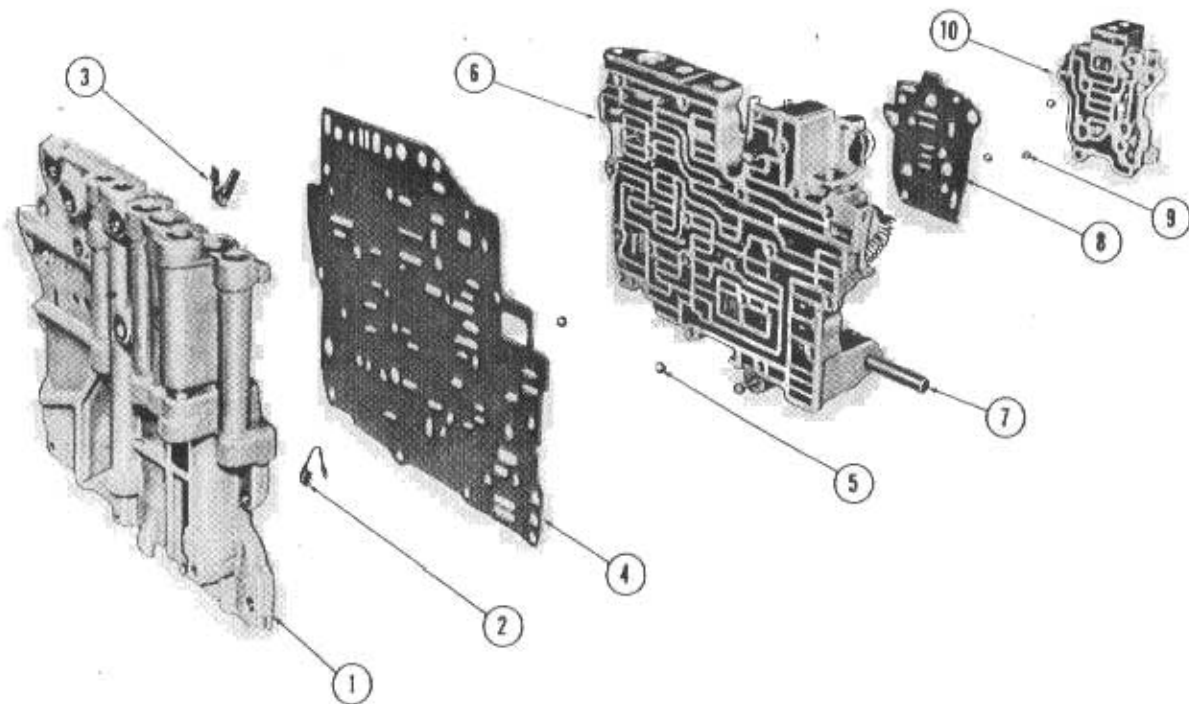
KEY	PART NAME	GROUP NO.
1	BODY, Compensator Valve	*N.S.
2	SPRING, Primary Compensator Valve	*N.S.
3	VALVE, Primary Compensator	*N.S.
4	SPRING, Secondary Compensator Valve	*N.S.
5	VALVE, Secondary Compensator	*N.S.
6	PLUG, Compensator Body	4.235
7	PIN, Compensator Valve Straight	4.235

* Part of Compensator Valve Ass'y—Group 4.244



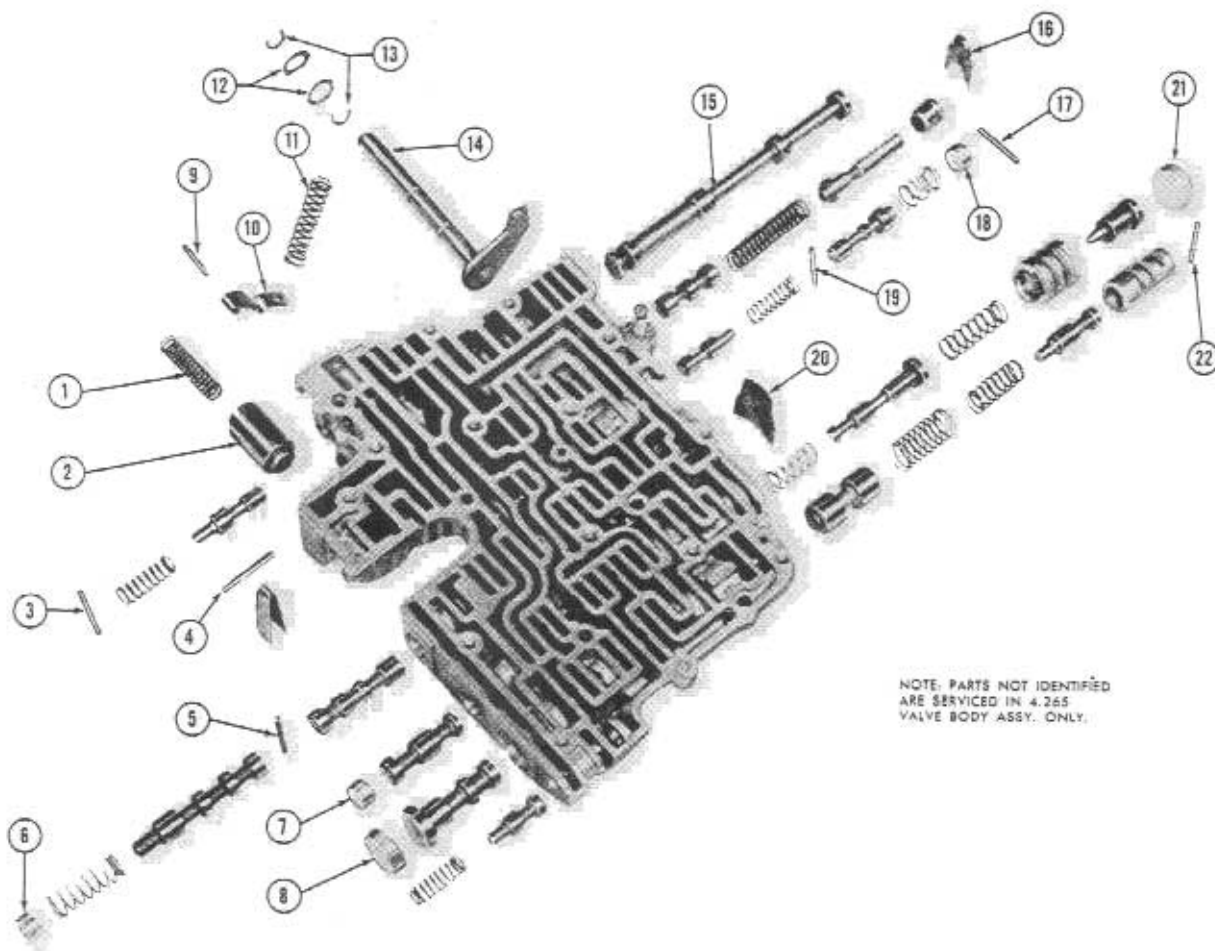
SERVO AND ACCUMULATOR (10 H.T.)

KEY	PART NAME	GROUP No.
1	COVER, Servo and Accumulator	4.225
2	GASKET, Servo and Accumulator Cover	4.225
3	SPRING, Accumulator Lower	4.233
4	RING, Lower Accumulator Oil Seal—Aluminum	4.229
5	PISTON, Lower Accumulator	4.228
6	PISTON, Upper Accumulator	4.228
7	SPRING, Upper Accumulator	4.233
8	PIN, Accumulator Piston	4.230
9	SPRING, Seal Positioning	4.162
10	SEAL, Case to Center Support	4.162
11	RING, Servo Piston Pin Snap	4.128
12	WASHER, Servo Piston	4.229
13	RING, Servo Oil Seal	4.127
14	PISTON, Servo	4.228
15	SPRING, Servo Inner	4.233
16	SPRING, Servo Outer	4.233
17	RETAINER, Servo Piston Spring	4.234
18	SPRING, Servo Release	4.233
19	PIN, Servo Piston	4.230



OIL CONTROL VALVE BODY (10 H.T.)

KEY	PART NAME	GROUP NO.	KEY	PART NAME	GROUP NO.
1	CHANNEL PLATE.....	4.265	6	VALVE BODY, Oil Control.....	4.265
2	VALVE, Neutral Clutch By-Pass.....	4.265	7	LEVER & SHAFT ASS'Y, Throttle Control.....	4.278
3	VALVE, Front Clutch By-Pass.....	4.265	8	SPACER, Control Valve.....	4.265
4	SPACER, Channel Plate to Valve Body.....	4.265	9	BALLS, Check (1/4" dia.).....	8.899
5	BALLS, Check (5/16" dia.).....	8.899	10	VALVE ASS'Y, 2-3 Booster.....	4.265



OIL CONTROL VALVE BODY ASSY. (10 H.T.)

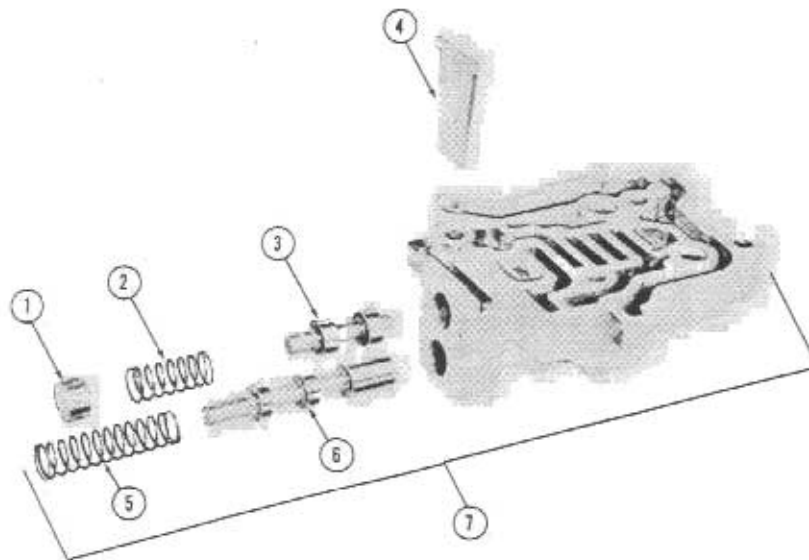
KEY	PART NAME	GROUP NO.
1	SPRING, Reverse Blocker	4.290
2	PISTON, Reverse Blocker	4.290
3	PIN, Control Valve ($\frac{1}{8}$ " x 1")	4.265
4	PIN, Reverse Blocker Piston Ret. ($\frac{1}{8}$ " x $1\frac{1}{8}$ ")	4.290
5	PIN, Control Valve ($\frac{1}{8}$ " x 1")	4.265
6	PLUG, Control Valve Coupling Timing Valve Bore	4.265
7	PLUG, Control Valve 2-3 Governor Valve Bore	4.265
8	Plug, Control Valve 1-2 Governor Valve Bore	4.265
9	PIN, Control Valve Manual Detent Ret. ($\frac{1}{8}$ " x $\frac{3}{4}$ ")	4.265
10	DETENT, Control Valve Manual	4.265
11	SPRING, Control Valve Detent	4.265

KEY	PART NAME	GROUP NO.
12	WASHER, Valve Body to T.V. Shaft	4.278
13	RING, Valve Body to T.V. Shaft Retainer	4.278
14	LEVER AND SHAFT, Throttle Control	4.278
15	VALVE, Trans. Control Manual	4.265
16	RETAINER, Control Valve T.V. Plunger Guide	4.265
17	PIN, Control Valve ($\frac{1}{8}$ " x 1")	4.265
18	PLUG, Control Valve Neutral Clutch Valve Bore	4.265
19	PIN, Control Valve ($\frac{1}{8}$ " x 1")	4.265
20	RETAINER, 2-3 T.V. Valve Bore Plug	4.265
21	PLUG, 2-3 T.V. Valve Bore	4.265
22	PIN, Control Valve ($\frac{1}{8}$ " x 1")	4.265



PARKING BRAKE ASSY. (10 H.T.)

KEY	PART NAME	GROUP NO.
1	PAWL AND LEVER ASS'Y, Parking Brake	4.294
2	BRACKET ASS'Y, Parking Brake	4.290
3	SPRING, Parking Brake	4.295
4	SHAFT, Parking Brake Bracket	4.294
5	SPACER, Parking Brake Pawl	4.294
6	PIN, Parking Brake Pawl	4.294

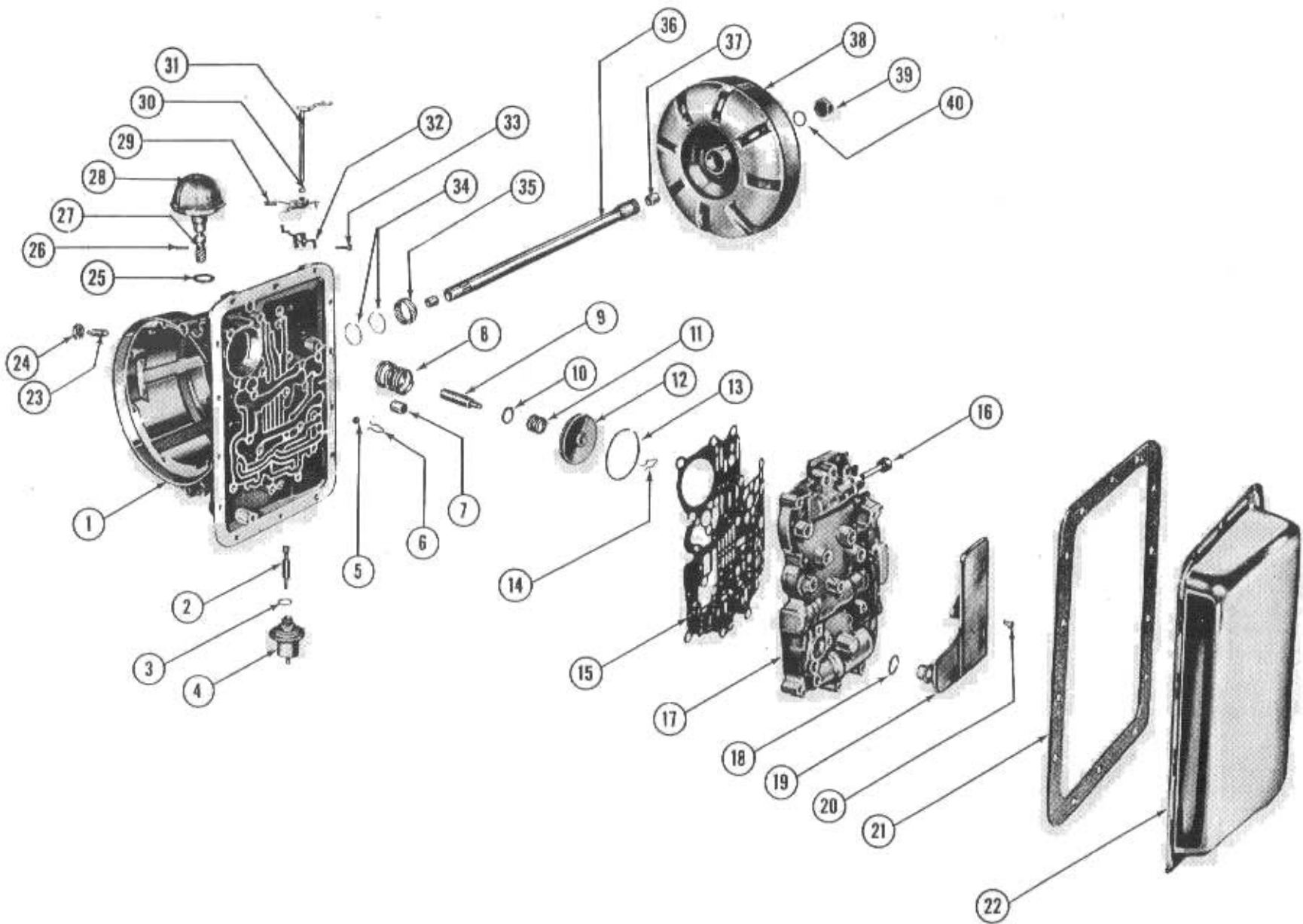


2-3 BOOST VALVE BODY (10 H.T.)

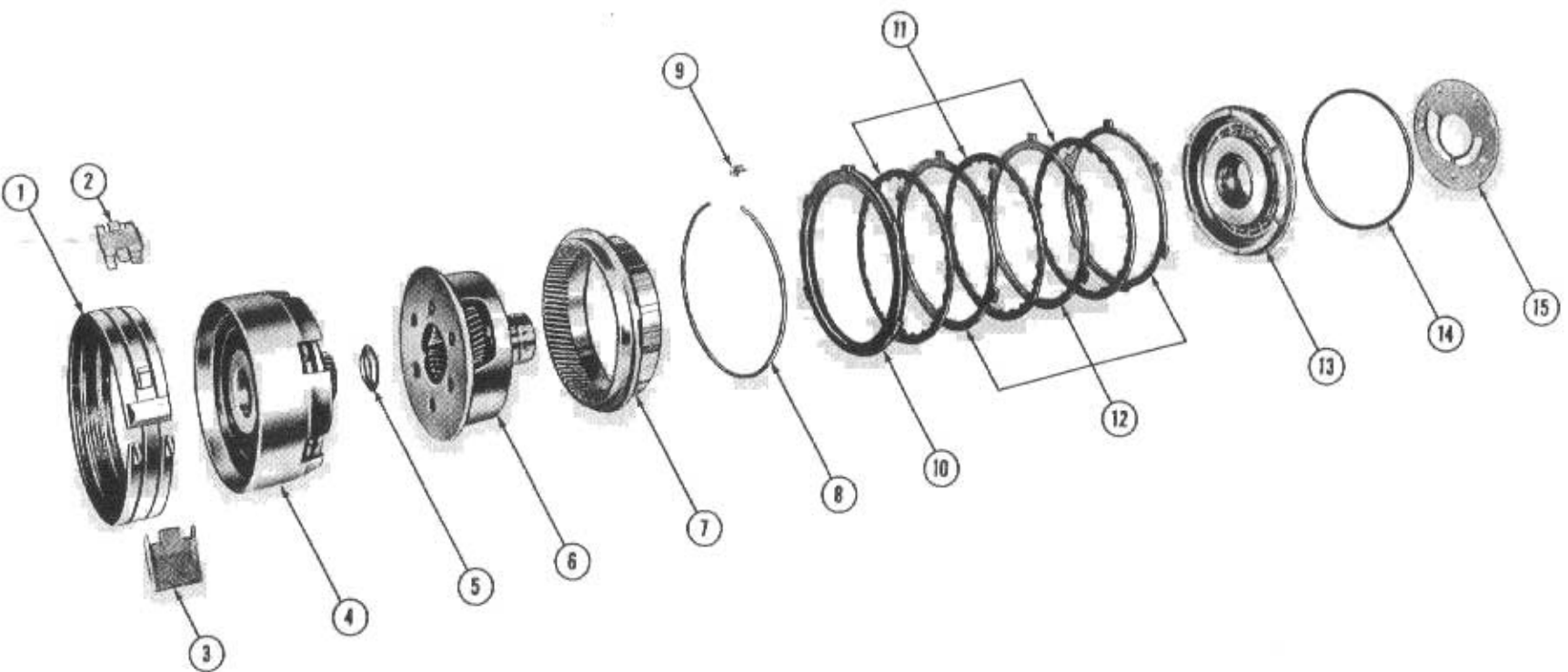
KEY	PART NAME	GROUP NO.
1	PLUG, Control Valve 2-3 Boost Body	4.265
2	SPRING, 2-3 Boost Valve	N.S.
3	VALVE, 2-3 Boost	N.S.
4	RETAINER, Control Valve 2-3 Boost Body	4.265
5	SPRING, 2-1 Cut-Off Valve	N.S.
6	VALVE, 2-1 Cut-Off	N.S.
7	BODY ASS'Y, 2-3 Boost	4.265

CASE AND VALVE BODY-AUTOMATIC TRANS. (TEMPEST SERIES)

© 1961 PONTIAC MOTOR DIVISION, GENERAL MOTORS CORPORATION

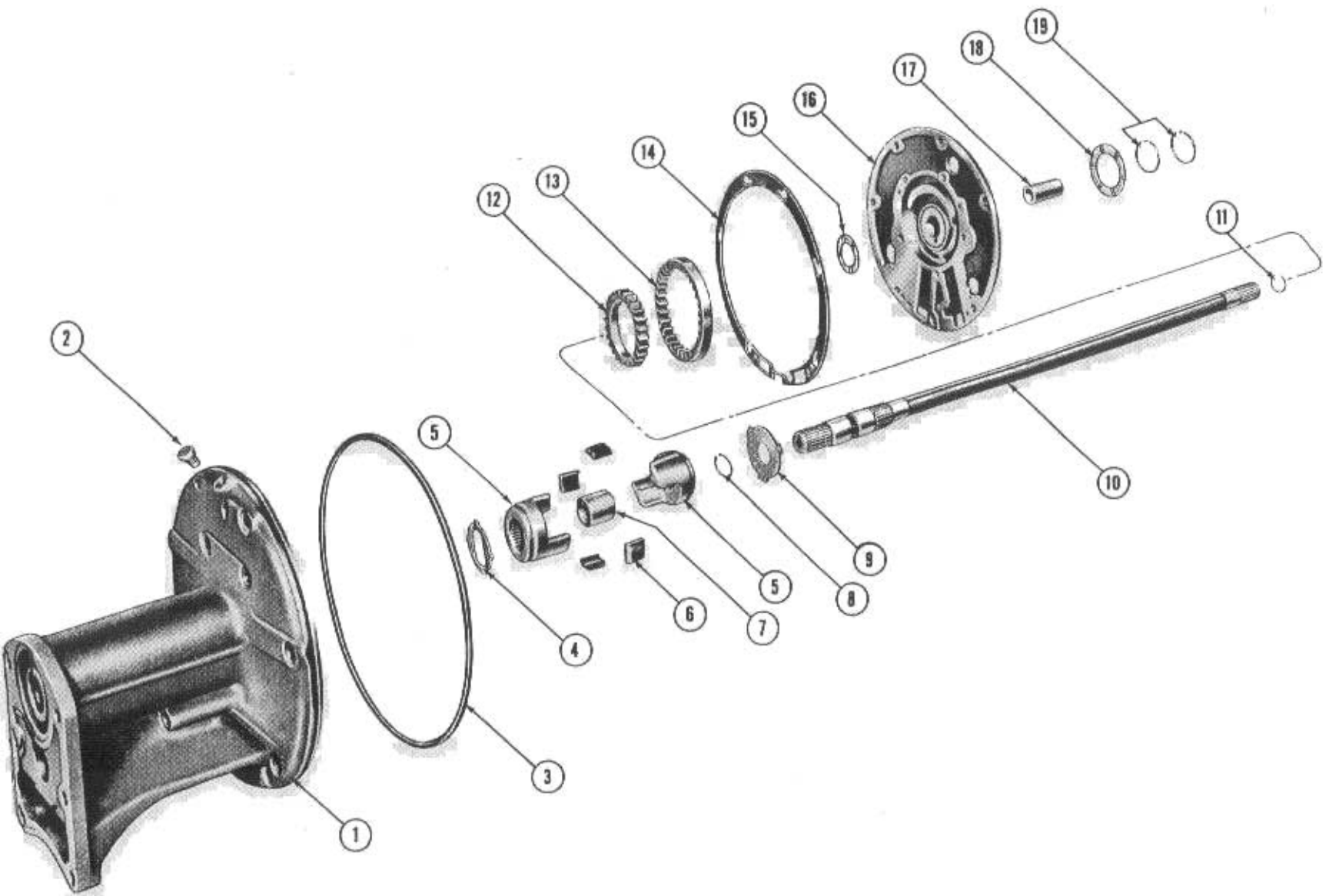


KEY	PART NAME	GROUP NO.	KEY	PART NAME	GROUP NO.
1	CASE ASS'Y, Transmission	4.103	21	GASKET, Trans. Oil Pan	4.196
2	VALVE, Trans. Vacuum Modulator	4.205	22	PAN ASS'Y, Trans. Oil	4.195
3	GASKET, Trans. Vacuum Modulator	4.205	23	SCREW, Trans. Low Brake Band Anchor Adj.	4.253
4	MODULATOR ASS'Y, Trans. Vacuum	4.205	24	NUT, Anchor Adj. Scr. Lock— $\frac{1}{2}$ "-20 Hex Jam	8.916
5	BALL, $\frac{1}{4}$ " Dia.	8.899	25	SEAL, Cover to Case, "O" Ring	4.256
6	RETAINER, Trans. Frt. Pump Air Relief Ball	4.203	26	PIN, Driven Gear to Sleeve— $\frac{5}{32}$ " x $\frac{1}{16}$ " Spring	4.256
7	VALVE ASS'Y, Trans. Downshift Timing	4.234	27	GEAR, Trans. Governor Driven	4.256
8	SPRING, Trans. Low Servo Piston Return	4.228	28	GOVERNOR & COVER ASS'Y, Trans.	4.256
9	ROD, Trans. Low Servo Piston	4.228	29	LEVER ASS'Y, Trans. Range Selector Inner Adj.	4.041
10	WASHER, Trans. Low Servo Piston Spring Seat	4.228	30	SEAL, Trans. Throttle Shaft, "O" Ring	3.582
11	SPRING, Trans. Low Servo Piston Apply	4.228	31	SHAFT & OUTER LEVER ASS'Y, Trans. Throttle	4.278
12	PISTON, Trans. Low Servo	4.228	32	LEVER, Trans. Throttle Valve Inner	4.041
13	RING, Trans. Low Servo Piston	4.228	33	BOLT, To Shaft & Outer Lever Ass'y— $\frac{1}{4}$ "-20 x $\frac{7}{8}$ " Hex.	8.900
14	RETAINER, Trans. Low Servo Piston Rod Spring	4.228	34	SPACER, Planet Carrier	4.203
15	GASKET, Trans. Valve Body	4.217	35	GEAR, Trans. Governor Drive	4.256
16	VALVE, Trans. Manual	4.216	36	SHAFT & BUSHING ASS'Y, Trans. Turbine	4.123
17	BODY ASS'Y, Trans. Valve	4.216	37	BUSHING, Trans. Turbine Shaft	4.115
18	SEAL, Valve Body Screen Ass'y, "O" Ring	4.197	38	CONVERTER ASS'Y, Trans.	4.115
19	SCREEN ASS'Y, Trans. Valve Body	4.197	39	CAP, Trans. Converter Cover	4.115
20	SCREW, $\frac{1}{4}$ "-20 x $\frac{3}{8}$ " Rd. Hd. Slotted Mach.	8.906	40	SEAL, Trans. Converter Cover Hub	4.125



HIGH CLUTCH, PLANET CARRIER AND REAR PUMP-AUTOMATIC TRANS. (TEMPEST SERIES)

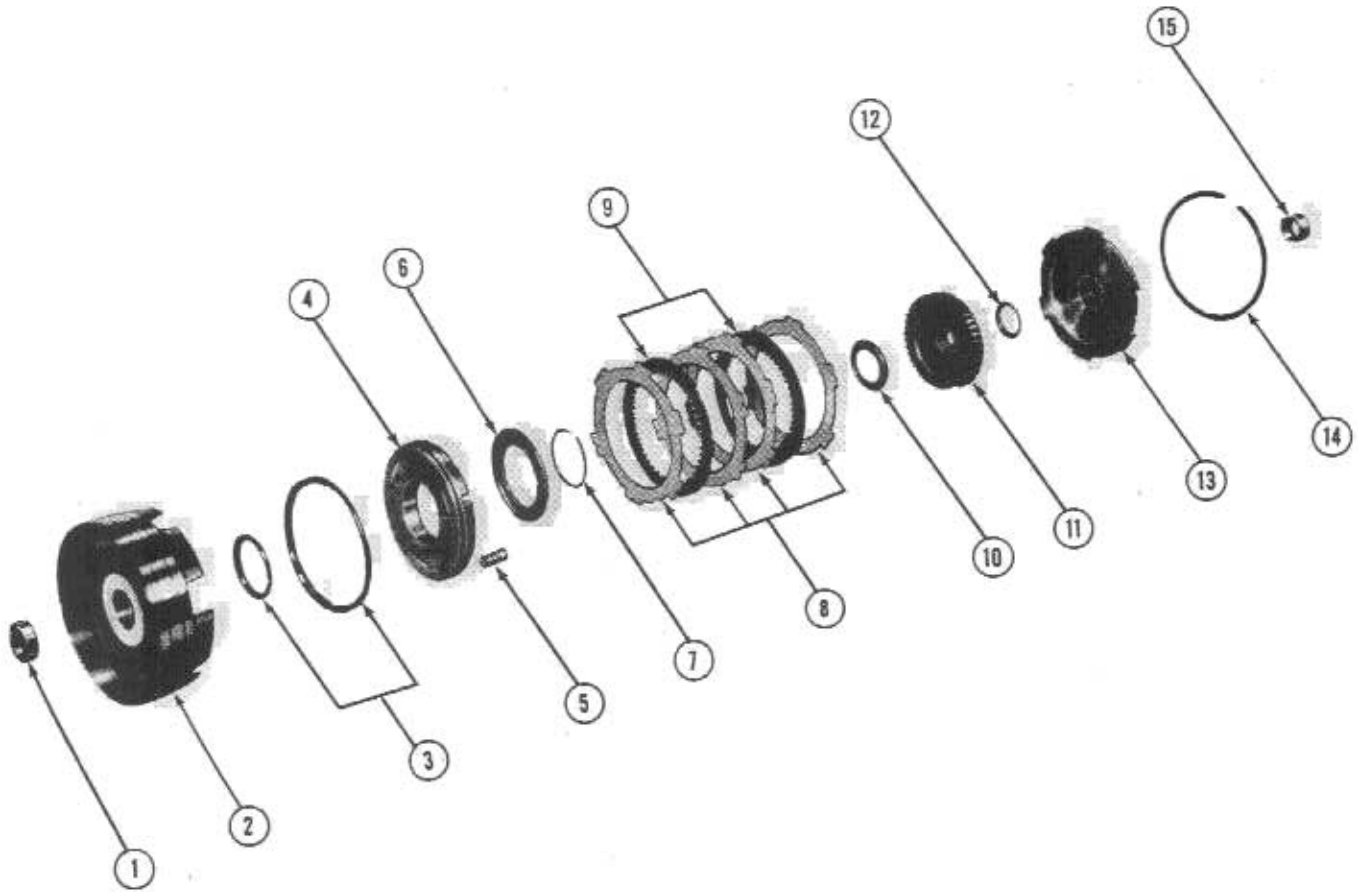
KEY	PART NAME	GROUP NO.
1	BAND AND LINING ASS'Y, Trans. Low Brake	4.251
2	STRUT, Low Brake Band Apply	4.233
3	STRUT, Low Brake Band Anchor	4.233
4	CLUTCH ASS'Y, Trans. High (Components Serviced Separately)	N.S.
5	WASHER, Trans. Low Sun Gear Thrust—Rear (Not Serviced—See Note, Page 133)	N.S.
6	CARRIER ASS'Y, Planet	4.161
7	GEAR, Trans. Reverse Ring	4.187
8	RING, Reverse Clutch Pack Retaining Snap	4.138
9	RETAINER, Reverse Clutch Pack Snap	4.138
10	PLATE, Reverse Clutch Pressure	4.163
11	PLATE, Reverse Clutch Drive	4.163
12	PLATE, Reverse Clutch Reaction	4.163
13	PUMP & REVERSE PISTON ASS'Y (Components Serviced Separately)	N.S.
14	SEAL, Outer (Part of 4.166 Seal Pkg.)	N.S.
15	PLATE, Rear Oil Pump Wear	4.203



EXTENSION AND FRONT OIL PUMP-AUTOMATIC TRANS. (TEMPEST SERIES)

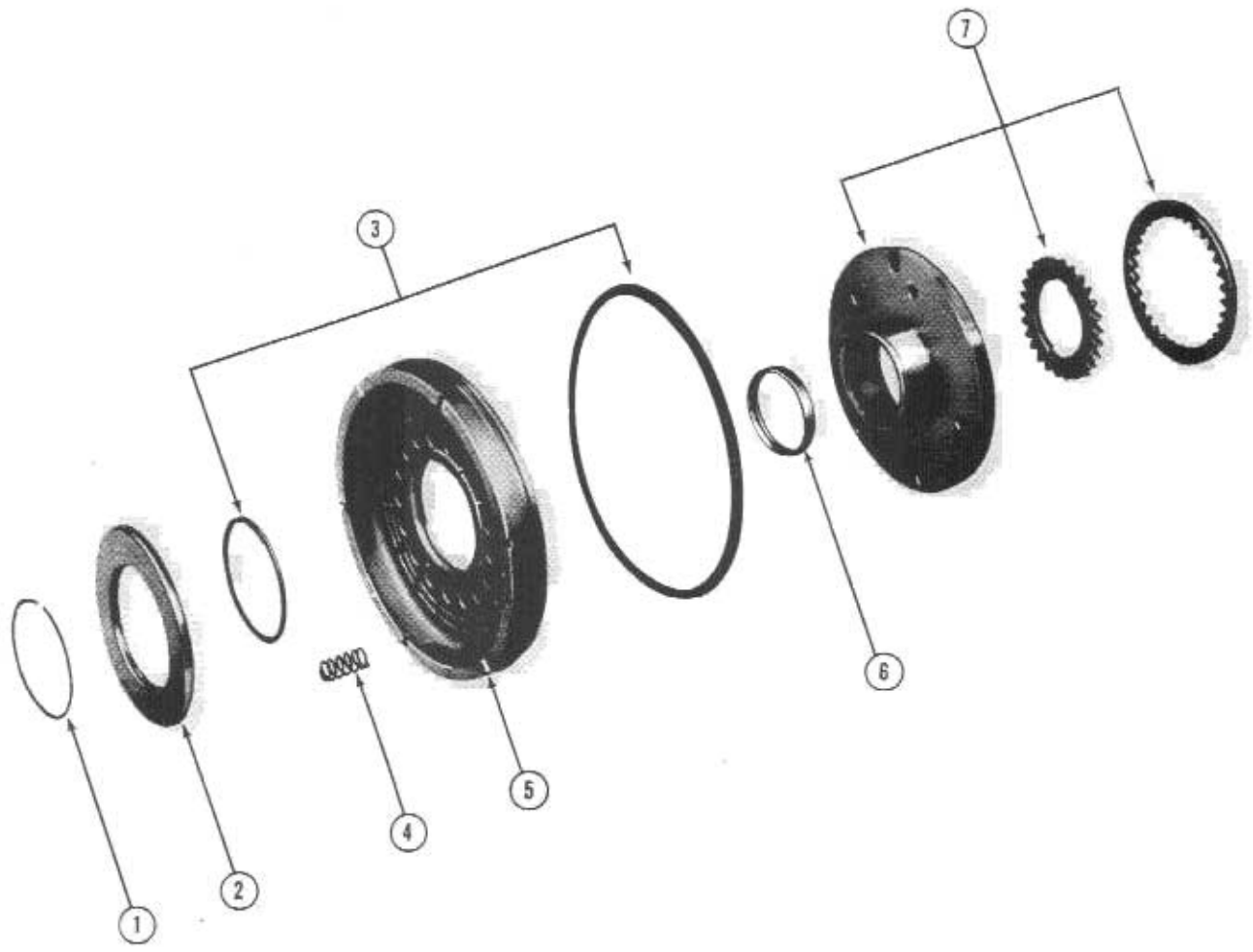
EXTENSION AND FRONT OIL PUMP—AUTOMATIC TRANS. (TEMPEST SERIES)

KEY	PART NAME	GROUP NO.
1	EXTENSION ASS'Y, Trans. Front	4.316
2	VENT ASS'Y, Trans. Front Extension	4.317
3	SEAL ASS'Y, Trans. Front Extension	4.107
4	WASHER, Frt. Extension Shaft Coupling Thrust	4.129
5	COUPLING, Pump Shaft to Prop. Shaft	4.203
6	INSULATOR, Pump Shaft to Prop. Shaft Coupling	4.203
7	SPACER, Pump Shaft to Prop. Shaft Coupling	4.203
8	RETAINER, Torque Conv. Pump Drive Shaft	4.203
9	PLATE, Trans. Frt. Oil Pump Drive	4.203
10	SHAFT ASS'Y, Torque Conv. Pump Drive	4.203
11	RING, Converter Retaining	4.115
12	GEAR, Frt. Oil Pump Drive (Part of 4.200 Pump Ass'y)	N.S.
13	GEAR, Frt. Oil Pump Driven (Part of 4.200 Pump Ass'y)	N.S.
14	GASKET, Frt. Oil Pump Body	4.203
15	WASHER, Trans. Frt. Oil Pump Drive Plate Thrust	4.203
16	PUMP ASS'Y, Trans. Front Oil	4.200
17	BUSHING, Trans. Front Oil Pump	4.203
18	WASHER, Trans. Clutch Drum Thrust	4.169
19	RING, Trans. Clutch Drum Inner Oil Sealing	4.169



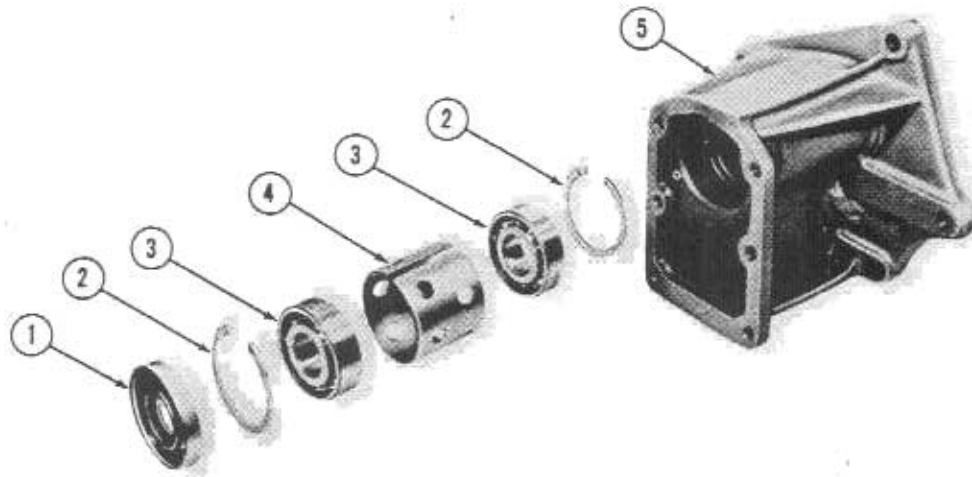
CLUTCH ASSEMBLY—AUTOMATIC TRANS. (TEMPEST SERIES)

KEY	PART NAME	GROUP NO.
1	BUSHING, High Clutch Drum	4.169
2	DRUM ASS'Y, Trans. Clutch	4.169
3	SEAL PKG., High, Piston Inner and Outer	4.166
4	PISTON, High Clutch	4.166
5	SPRING, UNIT, High Clutch Piston	4.138
6	SEAT, High Clutch Piston Return Spring	4.164
7	RING, High Clutch Piston Return	4.164
8	PLATE, Clutch Driven	4.163
9	PLATE ASS'Y, Clutch Drive	4.163
10	WASHER, High Clutch Hub Thrust	4.164
11	HUB, High Clutch	4.164
12	WASHER, Planet Carrier	4.176
13	FLANGE ASS'Y, Low Sun Gear & Clutch	4.162
14	RING, Flange Retaining	4.162
15	BUSHING, Low Sun Gear	4.162



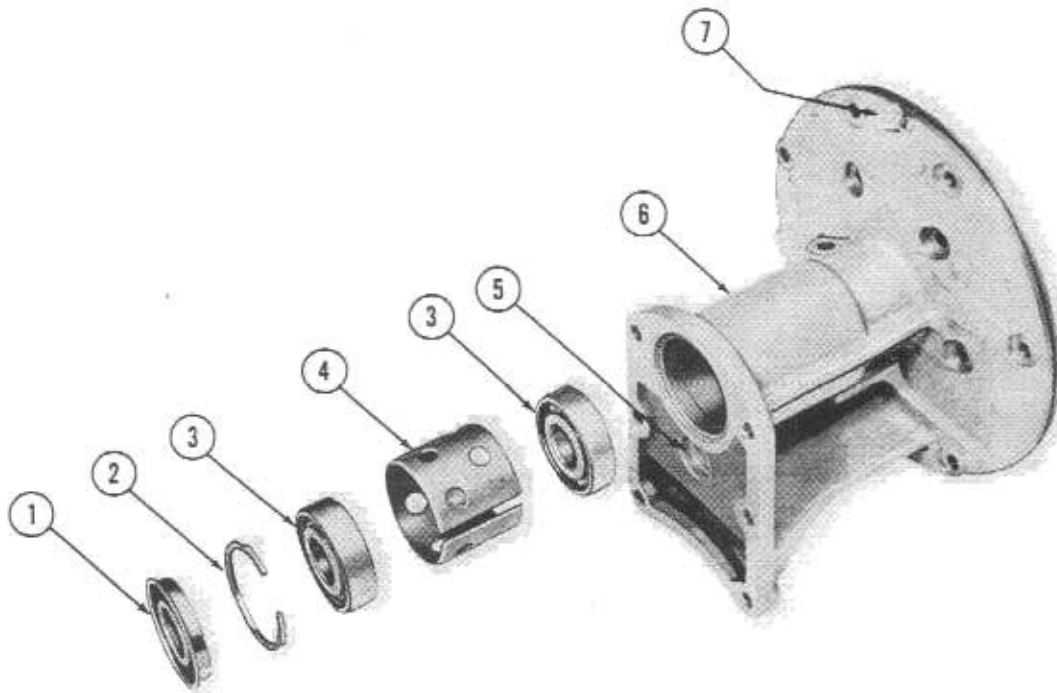
REAR OIL PUMP AND REVERSE PISTON—AUTOMATIC TRANS. (TEMPEST SERIES)

KEY	PART NAME	GROUP NO.
1	RING, Reverse Piston Return Spring Seat Ret.....	4.138
2	SEAT, Reverse Clutch Piston Return Spring.....	4.138
3	SEAL PKG., Reverse Clutch Piston.....	4.166
4	SPRING UNIT, Reverse Clutch Piston Return.....	4.138
5	PISTON, Reverse Clutch.....	4.137
6	BUSHING, Oil Pump Body.....	4.203
7	PUMP UNIT.....	4.200



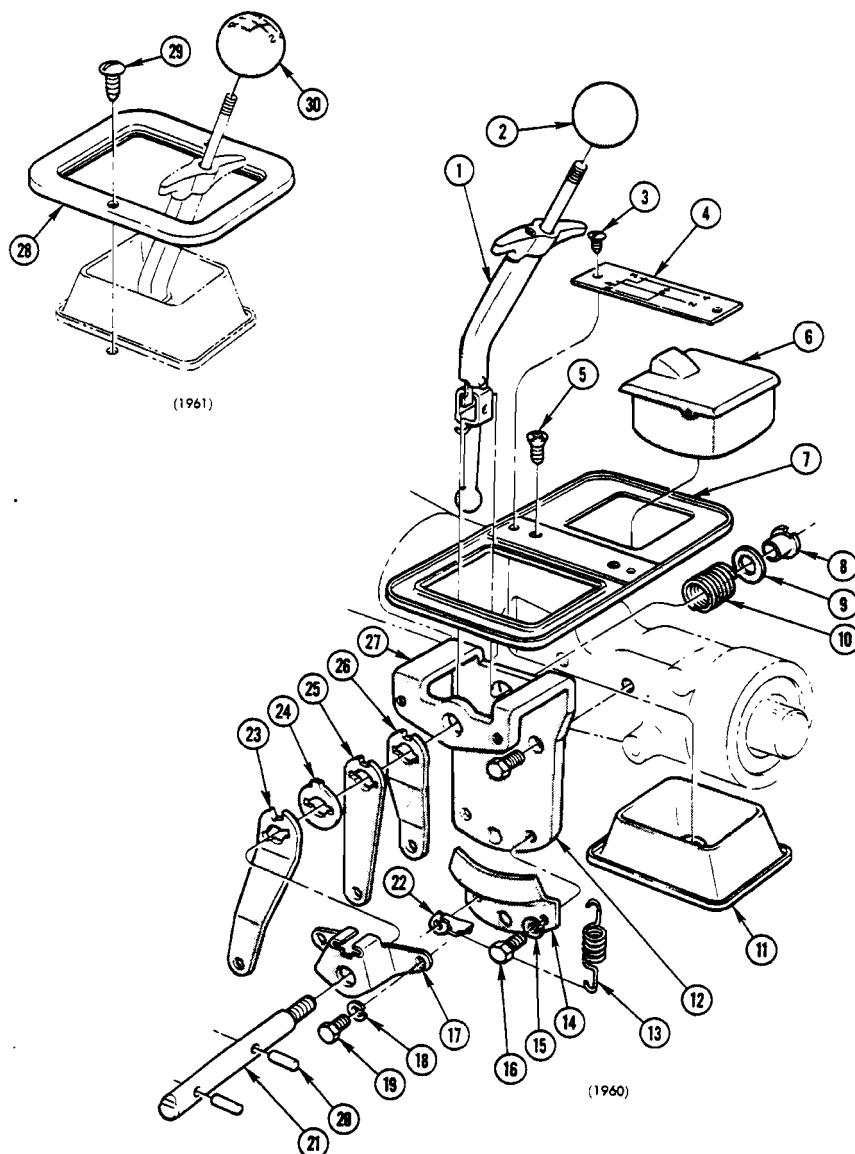
EXTENSION-SYNCRAMESH TRANSMISSION (TEMPEST SERIES)

KEY	PART NAME	GROUP NO.
1	SEAL, Propeller Shaft to Trans. Bearing.....	4.316
2	RING, Bearing Retainer.....	4.316
3	BEARING, Trans. Front Extension.....	4.316
4	SPACER, Propeller Shaft Rear Bearing.....	4.316
5	EXTENSION ASS'Y, Transmission Front.....	4.316



EXTENSION-AUTOMATIC TRANSMISSION (TEMPEST SERIES)

KEY	PART NAME	GROUP NO.
1	SEAL, Propeller Shaft to Trans. Bearing.....	4.316
2	RING, Bearing Retainer.....	4.316
3	BEARING, Trans. Front Extension.....	4.316
4	SPACER, Propeller Shaft Rear Bearing.....	4.316
5	PLUG, Front Core Hole—1 1/16" Dia.....	4.103
6	EXTENSION ASS'Y, Transmission Front.....	4.316
7	VENT ASS'Y, Transmission.....	4.317



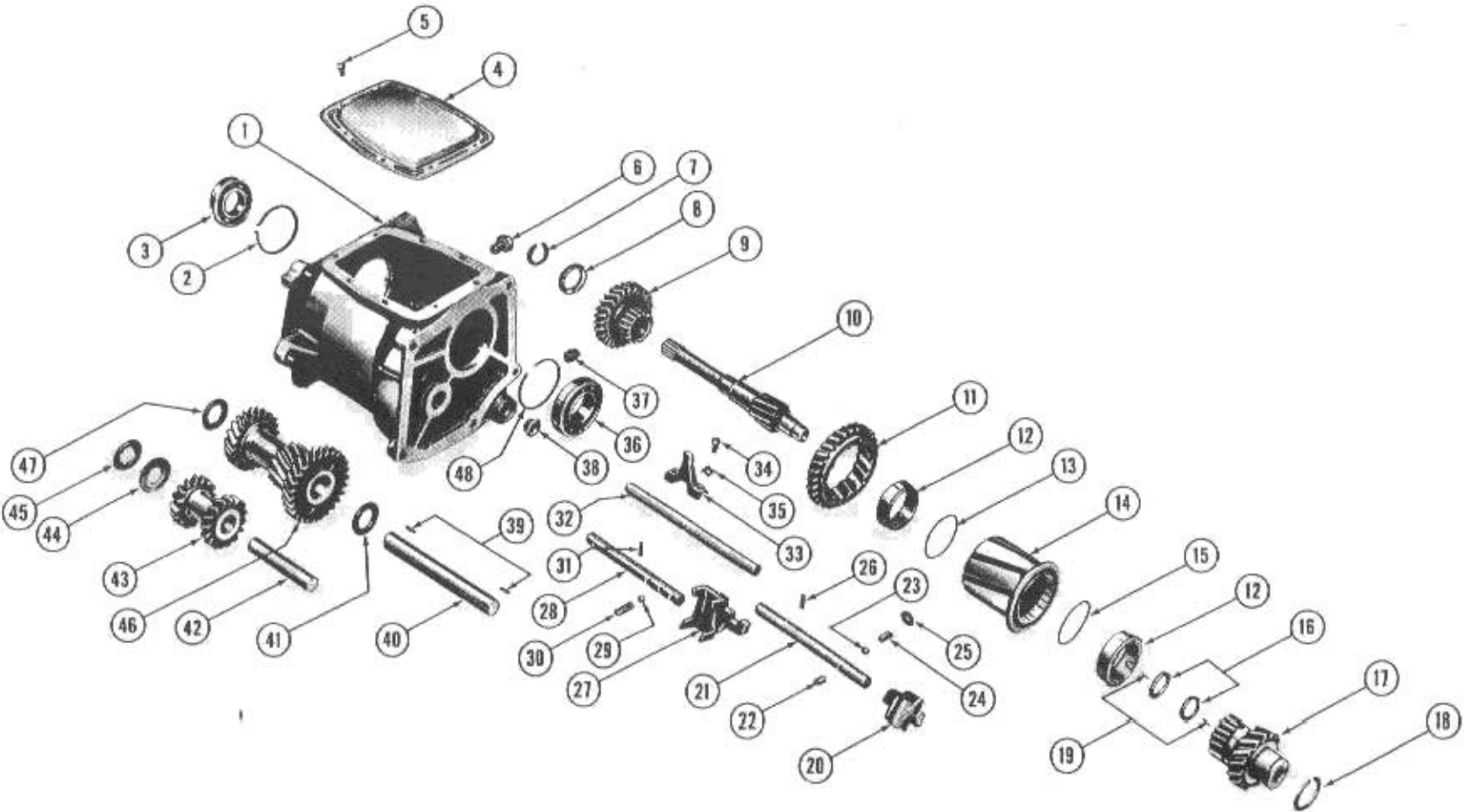
4-SPEED TRANSMISSION GEARSHIFT CONTROL (TYPICAL 1960-62)

(BUCKET SEATS)

KEY	PART NAME	GROUP NO.	KEY	PART NAME	GROUP NO.
1	LEVER, Gearshift Control	4.006	16	BOLT (1/4"-20 x 1/2")	8.900
2	KNOB ASS'Y, Cont. Lever (1960)	4.009	17	RETAINER, Cont. Shaft Lever	4.017
3	SCREW, (4-40 x 1/4")	N.S.	18	LOCKWASHER (1/4" Std.)	8.931
4	PLATE, Cont. Selector (1960)	4.038	19	BOLT (1/4"-20 x 1/2")	8.900
5	SCREW, (10-32 x 3/4")	N.S.	20	PIN, Cont. Lever Shaft	4.006
6	ASH TRAY ASS'Y (1960)	12.030	21	SHAFT, Cont. Lever	4.007
7	PLATE, Cont. Lever & Ash Tray Trim (1960)	4.038	22	BRACKET, Cont. Lever Spring	4.006
8	SLEEVE, Cont. Lever Shaft Spring	4.016	23	LEVER, Cont. Shaft Reverse	4.016
9	PLATE, Cont. Lever Shaft Spring	4.017	24	PLATE, Cont. Lever Spacer	4.095
10	SPRING, Cont. Lever Shaft	4.016	25	LEVER, CONT. SHAFT, First & Second	4.016
11	SEAL, Cont. Lever to Floor	4.015	26	LEVER, CONT. SHAFT, Third & Fourth	4.016
12	BOLT, (3/8"-16 x 1")	8.900	27	BRACKET, Lever Shaft	4.018
13	SPRING, Cont. Lever	4.026	28	PLATE, Cont. Lever Trim	4.038
14	PLATE, Cont. Lever Guide	4.017	29	SCREW, (8-15 x 5/8")	N.S.
15	LOCKWASHER (1/4" Std.)	8.931	30	KNOB ASS'Y, Cont. Lever	4.009

3 SPEED SYNCRO MESH TRANSMISSION (TEMPEST SERIES)

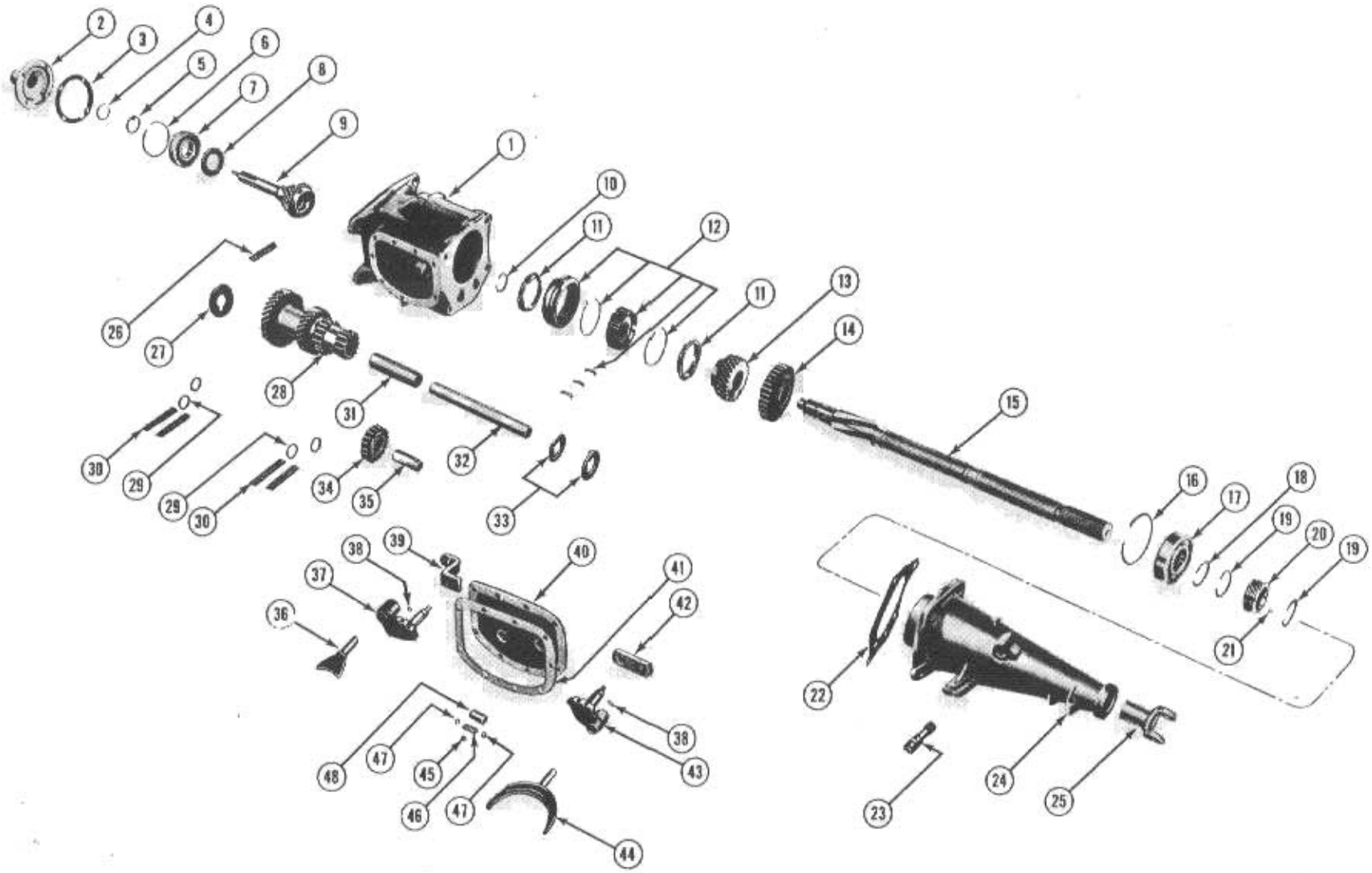
© 1961 PONTIAC MOTOR DIVISION, GENERAL MOTORS CORPORATION



3 SPEED SYNCRO MESH TRANSMISSION (TEMPEST SERIES)

KEY	PART NAME	GROUP NO.	KEY	PART NAME	GROUP NO.
1	CASE, Transmission	4.103	25	GASKET, First & Reverse Detent Spring Retainer	4.311
2	RING, Rear Bearing to Case Retainer	4.412	26	PIN, 2nd & 3rd Shifter Fork ($\frac{3}{16}$ " x $\frac{3}{4}$ " Spring)	8.939
3	BEARING, Trans. Mainshaft—Rear	4.408	27	FORK ASS'Y, First & Reverse Shifter	4.303
4	COVER, Transmission	4.105	28	SHAFT, First & Reverse Shifter Fork	4.309
5	SCREW & L/WASHER ASS'Y, ($\frac{1}{4}$ "-20 x $\frac{5}{8}$ " Hex.)	8.900	29	BALL, Trans. Detent ($\frac{3}{8}$ ")	8.899
6	PLUG, First & Reverse Detent Spring Retainer	4.311	30	SPRING, Detent	4.311
7	RING, Rear Bearing to Main Shaft (Special Snap)	4.412	31	PIN, First & Reverse Shifter Fork ($\frac{3}{16}$ " x $\frac{3}{4}$ " Spring)	8.939
8	WASHER, Second Gear Speed Thrust	4.398	32	SHAFT, Shifter, Selector	4.301
9	GEAR ASS'Y, Second Speed	4.395	33	SELECTOR, Trans. Shifter	4.302
10	SHAFT, Main	4.403	34	BOLT, ($\frac{1}{4}$ "-28 x $\frac{3}{4}$ " Hex.)	8.900
11	GEAR, First & Reverse	4.417	35	LOCK, Shifter Interlock Retainer	4.107
12	RING, Synchronizer	4.383	36	BEARING ASS'Y, Main Drive Gear	4.355
13	RETAINER, Synchronizer Ring	4.383	37	PLUG, Square Head ($\frac{1}{2}$ "-14)	8.917
14	CLUTCH ASS'Y, 2nd & 3rd Speed	4.380	38	SEAL ASS'Y, Shifter Selector Shaft	4.107
15	RETAINER, Synchronizer Ring	4.383	39	ROLLER, Counter Gear	4.422
16	SPACER, Main Shaft Bearing Retaining	4.352	40	SHAFT, Counter	4.428
17	GEAR ASS'Y, Main Drive (Clutch)	4.351	41	WASHER, Counter Gear Thrust	4.423
18	RING, Clutch Gear Bearing Retaining	4.376	42	SHAFT, Reverse Idler	4.433
19	ROLLER BEARING, Main Shaft Front	4.352	43	GEAR ASS'Y, Reverse Idler	4.430
20	FORK, Second & Third Shifter	4.303	44	BEARING ASS'Y, Reverse Idler Gear Thrust	4.431
21	SHAFT, 2nd & 3rd Shifter	4.309	45	WASHER, Reverse Idler Gear Thrust—Rear	4.437
22	INTERLOCK, Shifter	4.097	46	GEAR, Trans. Counter	4.421
23	BALL, Trans. Detent ($\frac{3}{8}$ ")	8.899	47	WASHER, Countergear Thrust	4.423
24	SPRING, Detent	4.311	48	RING, Clutch Gear Bearing Locating	4.376

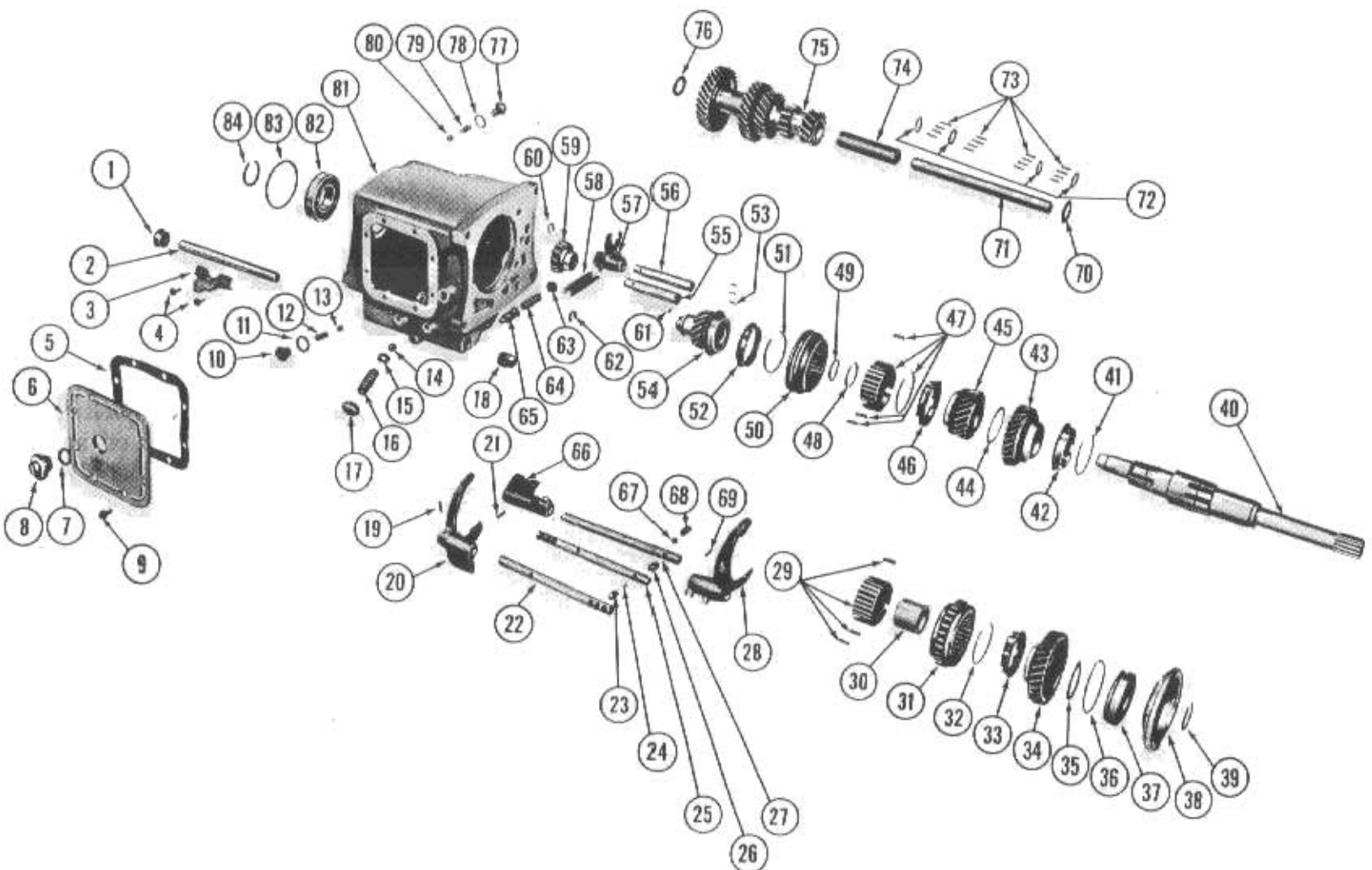
HEAVY DUTY SYNCRO MESH TRANSMISSION (26-28 SERIES)



HEAVY DUTY SYNCHRO MESH TRANSMISSION (26-28 SERIES)

© 1961 PONTIAC MOTOR DIVISION, GENERAL MOTORS CORPORATION

KEY	PART NAME	GROUP NO.	KEY	PART NAME	GROUP NO.
1	CASE, Transmission	4.103	25	YOKE, Front Universal Joint	5.555
2	RETAINER, Main Drive Gear Bearing	4.356	26	BEARING, Trans. Main Shaft Pilot (Roller Type)	4.352
3	GASKET, Main Drive Gear Bearing Retainer	4.358	27	WASHER, Counter Gear Bearing Ret.	4.423
4	RING, Main Drive Gear Bearing Ret. Snap	4.376	28	GEAR, Trans. Countershaft	4.421
5	WASHER, Main Drive Gear Bearing Ret.	4.376	29	RETAINER, Counter Gear Bearing	4.423
6	RING, Main Drive Gear Bearing to Ret. Snap	4.376	30	BEARING, Countershaft (Roller Type)	4.422
7	BEARING, Trans. Main Drive Gear	4.355	31	SPACER, Trans. Countershaft Bearing	4.426
8	WASHER, Trans. Front Bearing Oil	4.374	32	COUNTERSHAFT, Trans.	4.428
9	GEAR, Trans. Main Drive	4.351	33	THRUST WASHER, Countershaft Gear Trans.	4.422
10	RING, Clutch Hub Retainer	4.384	34	GEAR, Reverse Idler	4.430
11	RING, Trans. Synchronizer Blocking	4.383	35	SHAFT, Reverse Idler Gear	4.433
12	CLUTCH ASS'Y, Trans. Synchromesh	4.380	36	FORK, Gearshift Low & Reverse Shift	4.304
13	GEAR, Trans. Main Shaft Second Speed	4.395	37	LEVER, Trans. Shift Selector—Inner (Low & Reverse)	4.302
14	GEAR, Low & Reverse Sliding	4.417	38	SEAL, Trans. Shifter Shaft "O" Ring	4.107
15	SHAFT, Trans. Main	4.403	39	LEVER, Trans. Shifter—Low & Reverse	4.046
16	RING, Main Shaft Rear Bearing Snap	4.412	40	COVER, Trans. Case	4.105
17	BEARING, Trans. Rear Main Shaft	4.408	41	GASKET, Trans. Case	4.109
18	RING, Trans. Rear Bearing to Shaft	4.412	42	LEVER, Trans. Shifter—Second & Third	4.046
19	RING, Speedometer Drive Gear Snap	4.343	43	LEVER, Trans. Shift Selector, Inner (Second & Third)	4.302
20	GEAR, Speedometer Drive	4.343	44	FORK, Gearshift Second & Third Shift	4.303
21	BALL, Speedometer Drive Gear Retaining (1/4" Dia.)	8.899	45	PIN, Shifter Interlock	4.095
22	GASKET, Trans. Rear Extension	4.318	46	SPRING, Trans. Shift Lever Poppet Ball	4.311
23	GEAR, Shaft & Sleeve Ass'y, Speedometer Driven	4.337	47	BALL, Trans. Shift Shaft—Steel (3/8" Dia.)	4.311
24	RETAINER, Trans. Rear Bearing	4.317	48	SLEEVE, Trans. Shifter Interlock	4.095

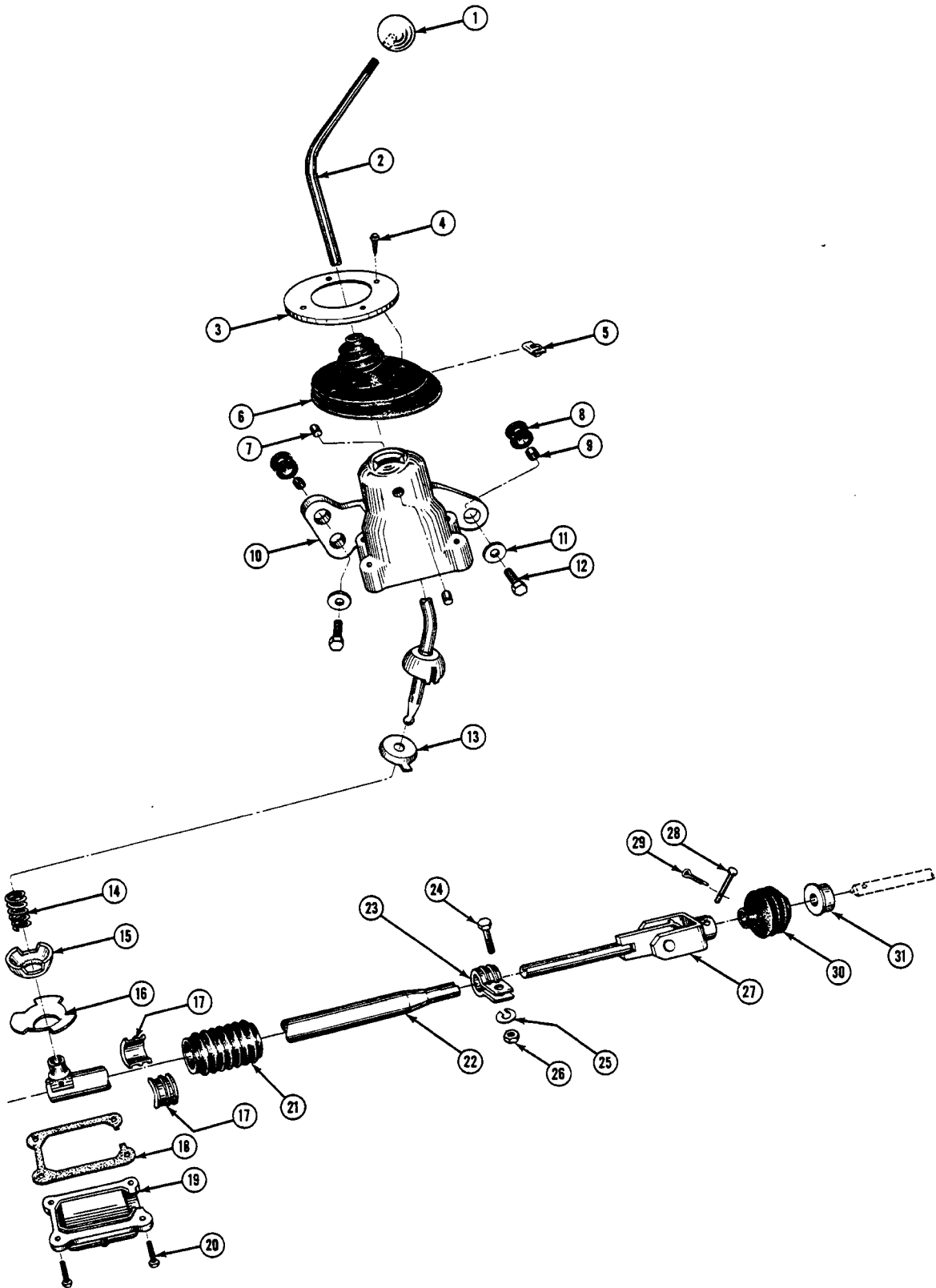


1962 4 SPEED SYNCRO MESH TRANSMISSION (TEMPEST SERIES)

© 1961 PONTIAC MOTOR DIVISION, GENERAL MOTORS CORPORATION

1962 4 SPEED SYNCRO MESH TRANSMISSION (TEMPEST SERIES)

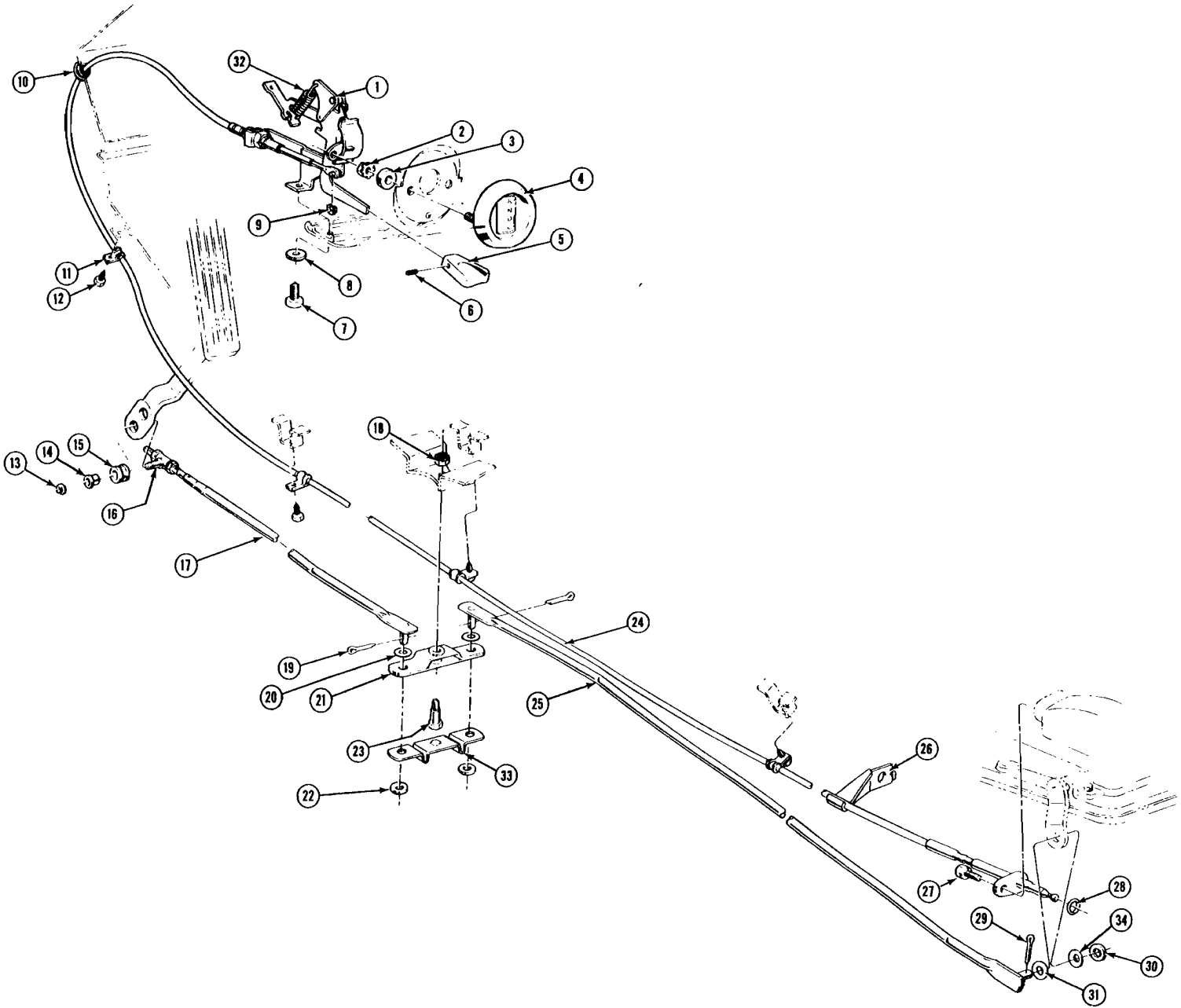
KEY	PART NAME	GROUP NO.	KEY	PART NAME	GROUP NO.
1	SEAL ASS'Y, Shifter Selector Shaft	4.107	43	GEAR, Second Speed	4.395
2	SHAFT, Shift Selector	4.309	44	BEARING ASS'Y, Second Speed Gear Thrust	4.398
3	SELECTOR, Shifter	4.302	45	GEAR, Third Speed	4.415
4	BOLT, Shift Selector (1/4"-28 x 3/4")	8.900	46	RING, Third & Fourth Blocking (7/16" Thick—30 Teeth)	4.383
5	GASKET, Trans. Cover	4.109	47	3-4 CLUTCH HUB & KEYS	N.S.
6	COVER, Trans. Case	4.105	48	RING, Clutch Gear Bearing Locating	4.376
7	GASKET, Filler Plug	4.105	49	SPACER, Rear Roller Bearing	4.352
8	PLUG, Filler (7/8"-18 Hex. Hd.)	4.103	50	SYNCHRONIZER ASS'Y, Third & Fourth	4.380
9	BOLT & LOCKWASHER ASS'Y, Cover to Case (1/4"-20 x 5/8")	4.105	51	RING, Part of Clutch Ass'y	N.S.
10	PLUG, Third & Fourth Detent Spring Ret. (1/2"-20)	4.311	52	RING, Third & Fourth Blocking (7/16" Thick—30 Teeth)	4.383
11	GASKET, Third & Fourth Detent Spring Ret. Plug	4.311	53	BEARING, Main Shaft Front Roller	4.352
12	SPRING, Detent Ball	4.311	54	GEAR, Main Drive Trans. Clutch	4.351
13	BALL, Detent (3/8" Dia.)	4.311	55	SHAFT, Reverse Idler Gear	4.433
14	BALL, Reverse Inhibitor	4.097	56	SHAFT, Shifter Reverse	4.309
15	WASHER, Reverse Inhibitor	4.097	57	FORK, Reverse	4.304
16	SPRING, Reverse Inhibitor	4.097	58	LEVER, Shift Selector Reverse	4.302
17	PLUG, Reverse Inhibitor Spring Bore	4.311	59	GEAR, Reverse Idler	4.430
18	PLUG, Trans. Drain (1/2" Sq. Hd. Plain)	8.971	60	RING, Rear Bearing Retainer Snap	4.412
19	PIN, Fork Retaining (3/16" x 3/16" Spring Type)	8.939	61	KEY, Reverse Idler Shaft (3/32" x 1/2")	4.435
20	FORK, Third & Fourth Shift	4.303	62	RING, Rear Bearing Retainer Snap	4.412
21	PIN, Fork Retaining (3/16" x 3/16" Spring Type)	8.939	63	PLUG, Reverse Inhibitor Spring Bore	4.311
22	SHAFT, Shifter Third & Fourth	4.309	64	SPRING, Reverse Inhibitor	4.097
23	INTERLOCK, Shifter	4.097	65	ROD, Reverse Inhibitor	4.097
24	PIN, Shifter Interlock	4.095	66	HEAD ASS'Y, Reverse Shift	4.304
25	SHAFT, Shifter First & Second	4.309	67	BALL, Reverse Shift Detent (3/8" Dia.)	4.311
26	INTERLOCK, Shifter	4.097	68	SPRING, Detent Ball	4.311
27	SHAFT, Shifter Reverse Shift Head	4.309	69	PIN, Fork Retaining (3/16" x 13/16" Spring Type)	4.312
28	FORK, First & Second Shift	4.303	70	WASHER, Counter Gear Thrust	4.423
29	1-2 CLUTCH HUB & KEYS	N.S.	71	COUNTERSHAFT, Trans. (8-3 1/64")	4.428
30	SLEEVE, First Speed Gear	4.419	72	WASHER, Countershaft Bearing	4.422
31	SYNCHRONIZER ASS'Y, First & Second	4.380	73	BEARING, Trans. Countershaft	4.422
32	RING, Part of Clutch Ass'y	N.S.	74	SPACER, Countershaft Bearing	4.422
33	RING, First & Second Blocking (3 1/64" Thick—30 Teeth)	4.383	75	GEAR, Countershaft	4.421
34	GEAR, First Speed	4.417	76	WASHER, Counter Gear Thrust	4.423
35	WASHER, First Speed Gear-Thrust	4.419	77	PLUG, First & Second Detent Spring Ret. (1/2"-20 x 47/64")	4.311
36	RING, Rear Bearing Locating	4.412	78	GASKET, First & Second Detent Spring Ret.	4.311
37	BEARING, Main Shaft	4.408	79	SPRING, First & Second Shift Detent	4.311
38	RETAINER, Rear Bearing	4.317	80	BALL, Detent (3/8" Dia.)	4.311
39	RING, Rear Bearing Retaining	4.412	81	CASE, Transmission	4.103
40	MAINSHAFT	4.403	82	BEARING, Trans. Clutch Gear	4.355
41	RING, Part of Clutch Ass'y	N.S.	83	RING, Clutch Gear Bearing Retaining	4.376
42	RING, First & Second Blocking (3 1/64" Thick—30 Teeth)	4.383	84	RING, Clutch Gear Bearing Locating	4.376



GEARSHIFT CONTROLS—STANDARD (TEMPEST SERIES)

KEY	PART NAME	GROUP NO.
1	- KNOB, Gearshift Lever	4.009
2	- LEVER ASS'Y, Gearshift Control	4.006
3	- RETAINER, Bellows	4.015
4	- SCREW, Bellows Retainer to Floor (#10-12 x 3/4")	8.977
5	- SPRING NUT, Bellows Retainer to Floor (#10-12 type "J")	N.L.
6	- BELLOWS, Control Lever	4.015
7	- PIN, Control Lever Guide	N.S.S.
8	- INSULATOR, Control Lever Housing	4.038
9	- SPACER, Control Lever Housing	4.038
10	- HOUSING ASS'Y, Control Lever	4.038
11	- WASHER, Housing to Torque Tube (5/16")	8.929
12	- BOLT, Housing to Torque Tube (5/16"-18 x 3/4")	8.900
13	- SEAT, Control Lever Spring	4.006
14	- SPRING, Control Lever	4.026
15	- CUP, Control Lever Spring	4.027
16	- SEAT, Control Lever Spring Cup	4.027
17	- BUSHING, Control Rod	4.018
18	- GASKET, Control Lever Housing Cover	4.038
19	- COVER, Control Lever Housing	4.038
20	- SCREW, Cover to Housing (1/4"-20 x 7/8")	8.900
21	- BOOT, Control Rod—Front	4.044
22	- ROD AND BUSHING ASS'Y, Control	4.019
23	- CLAMP, Control Rod	4.020
24	- BOLT, Control Rod Clamp (5/16"-18 x 1 1/4")	8.900
25	- LOCK WASHER, Control Rod Clamp (5/16")	8.931
26	- NUT, Control Rod Clamp (5/16"-18)	8.915
27	- COUPLING ASS'Y, Control Rod	4.020
28	- PIN, Control Rod Coupling	4.020
29	- PIN, Control Rod Coupling (1/16" x 1/2" Cotter)	8.938
30	- BOOT, Control Rod Coupling	4.020
31	- SEAL, Trans. Shifter Selector Shaft	4.107

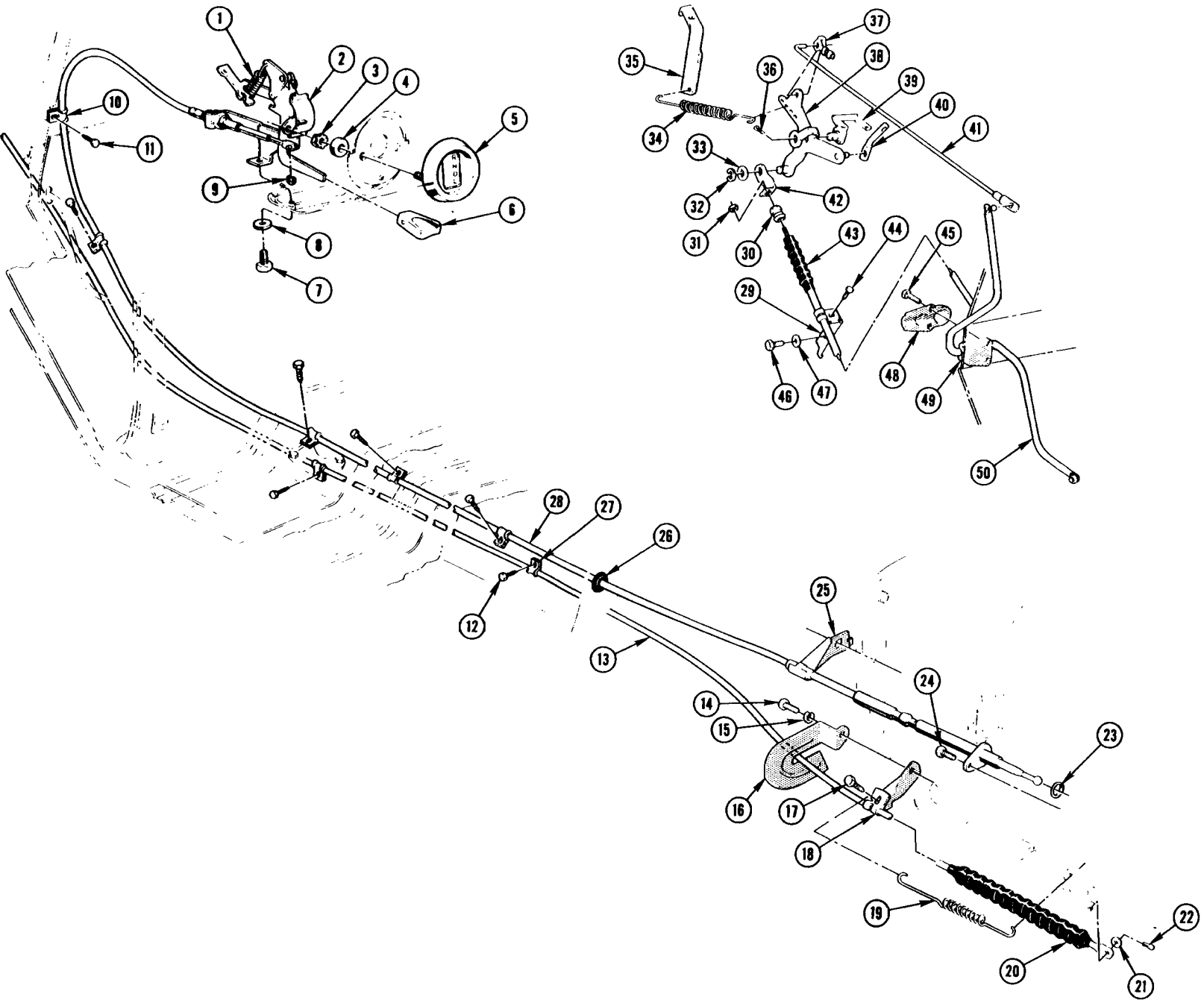
GEARSHIFT CONTROLS—STANDARD (TEMPEST SERIES)



1961 AUTOMATIC TRANS. CONTROLS (TEMPEST SERIES)

1961 AUTOMATIC TRANS. CONTROLS (TEMPEST SERIES)

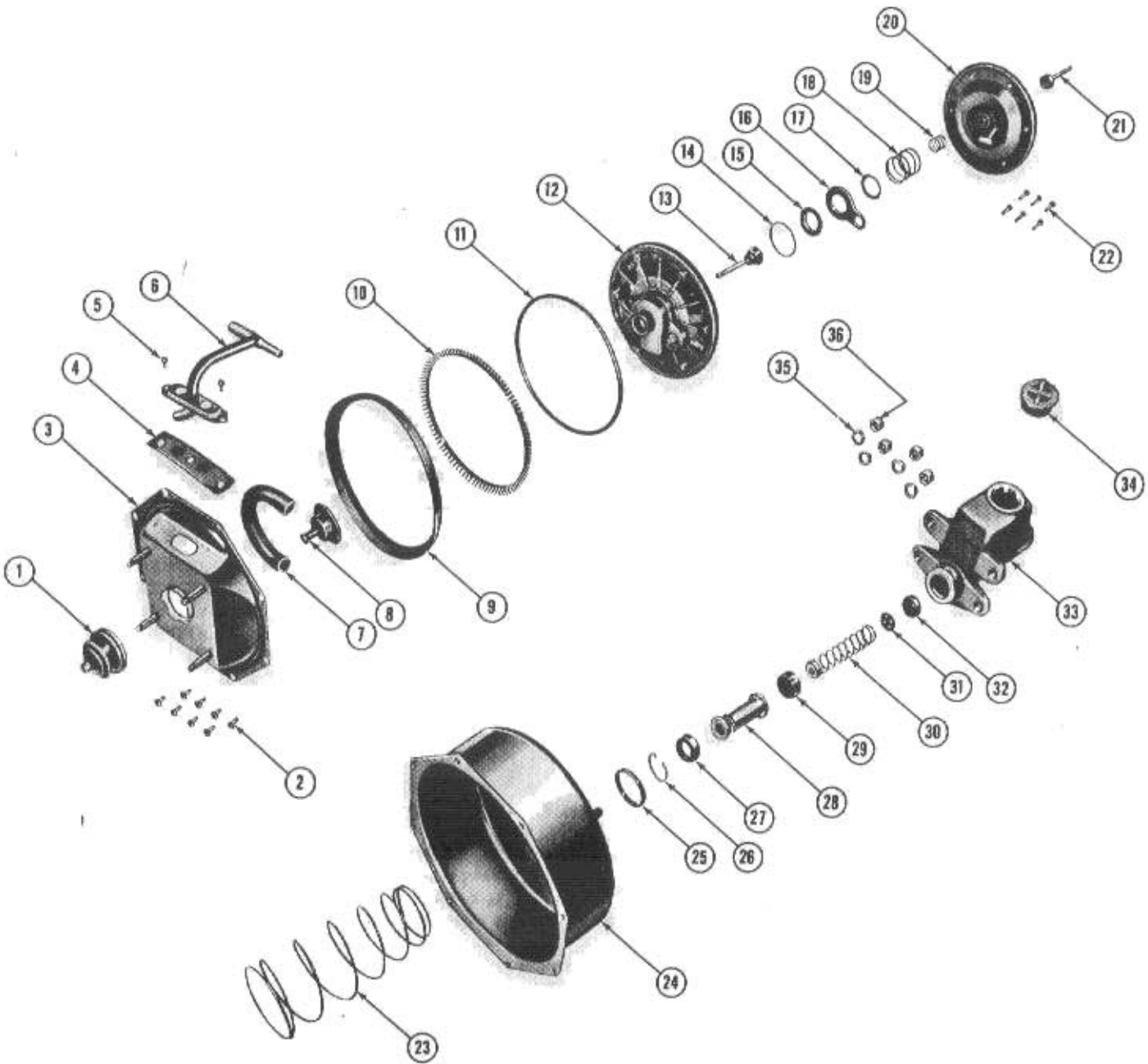
KEY	PART NAME	GROUP NO.
1	LEVER & MTG. BRACKET ASS'Y, Trans. Control	4.006
2	NUT, Escutcheon Mounting (10-24 Hex Lock)	8.915
3	WASHER, Trans. Control Lever Mounting Brackets to Inst. Panel	4.019
4	ESCUTCHEON & LENS ASS'Y, Gearshift Indicator	4.038
5	KNOB, Transmission Control Lever	4.009
6	SCREW, Knob to Trans. Control Lever (8-32 x 3/16" Hex Socket Set)	8.975
7	SCREW, to Inst. Panel (1/4"-20 x 1/2" Hex Tapping)	8.900
8	WASHER, to Inst. Panel (9/32 x 5/8" Plain)	8.929
9	RETAINER RING, to Control Lever & Bracket Ass'y. (#12)	8.934
10	GROMMET, Trans. Control Cable thru Dash	9.775
11	CLIP, Trans. Control Cable Ass'y., to Underbody (1/4")	8.950
12	SCREW, to Underbody, (14-10 x 5/8" Hex. Tapping)	8.977
13	RETAINING RING, to Accelerator Pedal (3/8")	8.934
14	BUSHING, Front Rod Ass'y., to Accelerator Pedal	4.040
15	INSULATOR, Front Rod Ass'y., to Accelerator Pedal	4.019
16	TRUNNION, Trans. Throttle Control	4.040
17	ROD ASS'Y, Trans. Throttle Control—Front	4.040
18	LOCK NUT, to Idler Bracket (5/16-24 Hex.)	8.917
19	COTTER PIN, to Idler Lever (1/8" x 7/8")	8.938
20	WASHER, Throttle Control Rod to Idler Lever	4.040
21	BRACKET, Trans. Throttle Control—Idler	3.450
22	WASHER, Throttle Control Rod to Idler Lever (3/8")	8.929
23	BOLT, Trans. Throttle Control Lever Pivot to Idler Bracket	3.450
24	CABLE ASS'Y, Transmission Control	4.007
25	ROD ASS'Y, Trans. Throttle Control—Rear	4.040
26	SUPPORT, Trans. Control Cable	4.007
27	BOLT, Trans. Control Cable to Case (1/4"-20 x 5/8" Hex)	8.900
28	"O" RING SEAL, Trans. Control Cable Oil	4.007
29	COTTER PIN, to Idler Lever & Outer Trans. Lever (1/8" x 7/8")	8.938
30	WASHER, Throttle Control Rod to Idler Lever & Outer Trans. Lever	8.929
31	WASHER, Throttle Control Rod to Lever & Outer Trans. Lever	4.040
32	SPRING, Trans. Control Lever Detent (Coil)	4.008
33	SPRING, Throttle Control Idler Lever Anti-Rattle	4.040
34	WASHER, Throttle Control Rear Rod	4.019



1962 AUTOMATIC TRANSMISSION CONTROLS (TEMPEST SERIES)

1962 AUTOMATIC TRANSMISSION CONTROLS (TEMPEST SERIES)

KEY	PART NAME	GROUP NO.
1	- SPRING, Trans. Control Lever Detent (Coil)	4.008
2	- LEVER & MTG. BRACKET ASS'Y, Trans. Control	4.006
3	- NUT, Escutcheon Mounting (10-24 Hex. Lock)	8.915
4	- WASHER, Trans. Control Lever Mtg. Bracket to Inst. Panel	4.019
5	- ESCUTCHEON & LENS ASS'Y, Gearshift Indicator	4.038
6	- KNOB, Trans. Control Lever	4.009
7	- SCREW, Lever to Inst. Panel (1/4"-20 x 1/2" Hex Tapping)	8.900
8	- WASHER, Lever to Inst. Panel (9/32" x 5/8" Plain)	8.929
9	- RETAINER RING, Cable to Control Lever (#12)	8.934
10	- CLIP, Trans. Control Cable Ass'y (1/4")	8.950
11	- SCREW, (10-12 x 5/8")	8.977
12	- SCREW, to Torque Tube (1/4"-20 x 1/2" Hex Tapping)	8.977
13	- CABLE & TUBE ASS'Y, Trans. Throttle Control	4.040
14	- BOLT, to Trans. Case (3/8"-16 x 3/4")	8.900
15	- LOCKWASHER, 3/8" med. to Trans. Case	8.931
16	- SHIELD, Trans. Control Cable Bellows	4.040
17	- SCREW, Bracket (10-12 x 1/2" Hex Tapping)	8.977
18	- BRACKET, Trans. Cable Tube Support—Rear	4.040
19	- SPRING, Trans. Throttle Valve Return	4.040
20	- BOOT, Cable (Not Serviced—Part of Cable & Tube Ass'y)	N.S.
21	- WASHER, Idler Lever (9/32")	8.929
22	- COTTER PIN, to Idler Lever (1/16" x 1/2")	8.938
23	- "O" RING SEAL, Trans. Control Cable Oil	4.007
24	- BOLT, Trans. Control Cable to Case (1/4"-20 x 5/8")	8.900
25	- SUPPORT, Trans. Control Cable	4.007
26	- GROMMET, Control Cable	9.775
27	- CLIP, Trans. Control Cable Tube (5/16")	8.950
28	- CABLE ASS'Y, Trans. Control	4.007
29	- BRACKET, Trans. Control Cable Tube Supt.—Front	4.040
30	- RETAINER, Trans. Throttle Control Cable	4.040
31	- NUT, to Carb. Lever (12-24)	8.915
32	- RETAINER RING, to Idler Lever (1/4")	8.934
33	- WASHER, to Idler Lever (9/32")	8.929
34	- SPRING, Throttle Control Return	3.459
35	- BRACKET, Idler Lever Return Spring	3.459
36	- COTTER PIN, to Brkt. (3/32" x 3/4")	8.938
37	- CLIP, Throttle Control Rod to Idler Lever	3.425
38	- LEVER ASS'Y, Throttle Control Idler	3.463
39	- BRACKET & PIN ASS'Y, Throttle Control Idler Lever	3.463
40	- LINK ASS'Y, Idler Lever to Carb. Lever	3.430
41	- ROD ASS'Y, Throttle Control	3.430
42	- CONNECTOR, Trans. Throttle Control Cable	4.040
43	- BOOT, Cable (Not Serviced—Part of Cable & Tube Ass'y)	N.S.
44	- SCREW, Bracket (10-12 x 1/2" Hex Tapping)	8.977
45	- BOLT, to Dash (1/4"-20 x 1 1/4" Hex.—Plain)	8.900
46	- BOLT, to Block (3/8"-16 x 5/8" Hex.)	8.900
47	- LOCKWASHER (3/8" Med.)	8.929
48	- BEARING, Control Lever—Front	3.463
49	- BEARING, Control Lever—Rear	3.463
50	- LEVER ASS'Y, Throttle Control	3.463



1961 VACUUM POWER BRAKE (BENDIX)

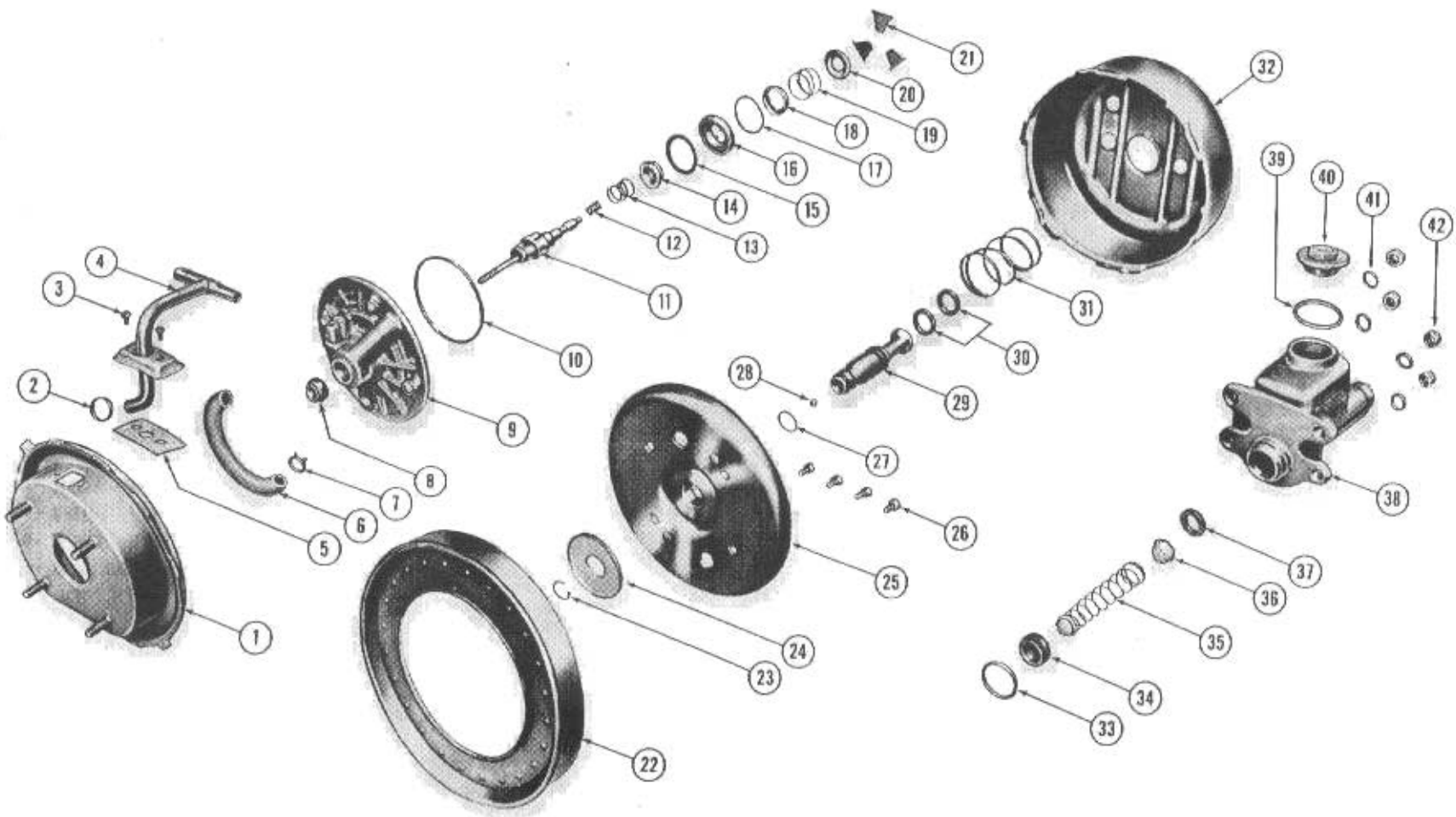
© 1961 PONTIAC MOTOR DIVISION, GENERAL MOTORS CORPORATION

1961 VACUUM POWER BRAKE (BENDIX)

KEY	PART NAME	GROUP NO.	KEY	PART NAME	GROUP NO.
1	COVER, Auxiliary Push Rod Dust	4.659	19	SPRING, Valve Return	4.928
2	SCREW, Front to Rear Housing Attaching (#8-32 x 3/8")	8.977	20	PLATE, Front Piston	4.922
3	HOUSING, Rear	4.906	21	ROD, Push	4.924
4	ELEMENT, Air Filter	4.913	22	SCREW, Piston to Piston Front Plate (1/4"-20 x 1")	8.900
5	SCREW, Exhaust Manifold Ass'y (#8-32 x 3/8")	8.977	23	SPRING, Piston Return	4.924
6	EXHAUST MANIFOLD ASS'Y	4.931	24	HOUSING, Front	4.906
7	HOSE, Internal Vacuum	4.931	25	SEAL, Master Cyl. to Vacuum Cyl.	4.910
8	SEAL, Valve Plunger	4.910	26	RETAINER, Snap Ring	4.656
9	PACKING, Leather Piston	4.922	27	CUP, Secondary	4.910
10	RING, Felt Expander	4.922	28	PISTON, Hydraulic	N.L.
11	FELT	4.922	29	CUP, Primary	4.910
12	PLATE, Rear Piston	4.922	30	SPRING ASSEMBLY, HYD. Piston Return	4.654
13	ROD, Valve Operating	4.658	31	RETAINER, Residual Check Valve	4.657
14	RETAINER, Poppet Diaphragm	4.928	32	DIAPHRAGM, Residual Check Valve	4.657
15	POPPET ASS'Y	4.928	33	BODY, Master Cylinder	4.650
16	DIAPHRAGM, Poppet	4.928	34	CAP, Filler	4.651
17	RETAINER, Poppet Spring	4.928	35	WASHER, Master Cyl. to Power Cyl. Lock (3/8" Med. Lock)	8.931
18	SPRING, Poppet Return	4.928	36	NUT, Master Cyl. to Power Cyl. (3/8"-24)	8.916

1961 VACUUM POWER BRAKE (MORAINE)

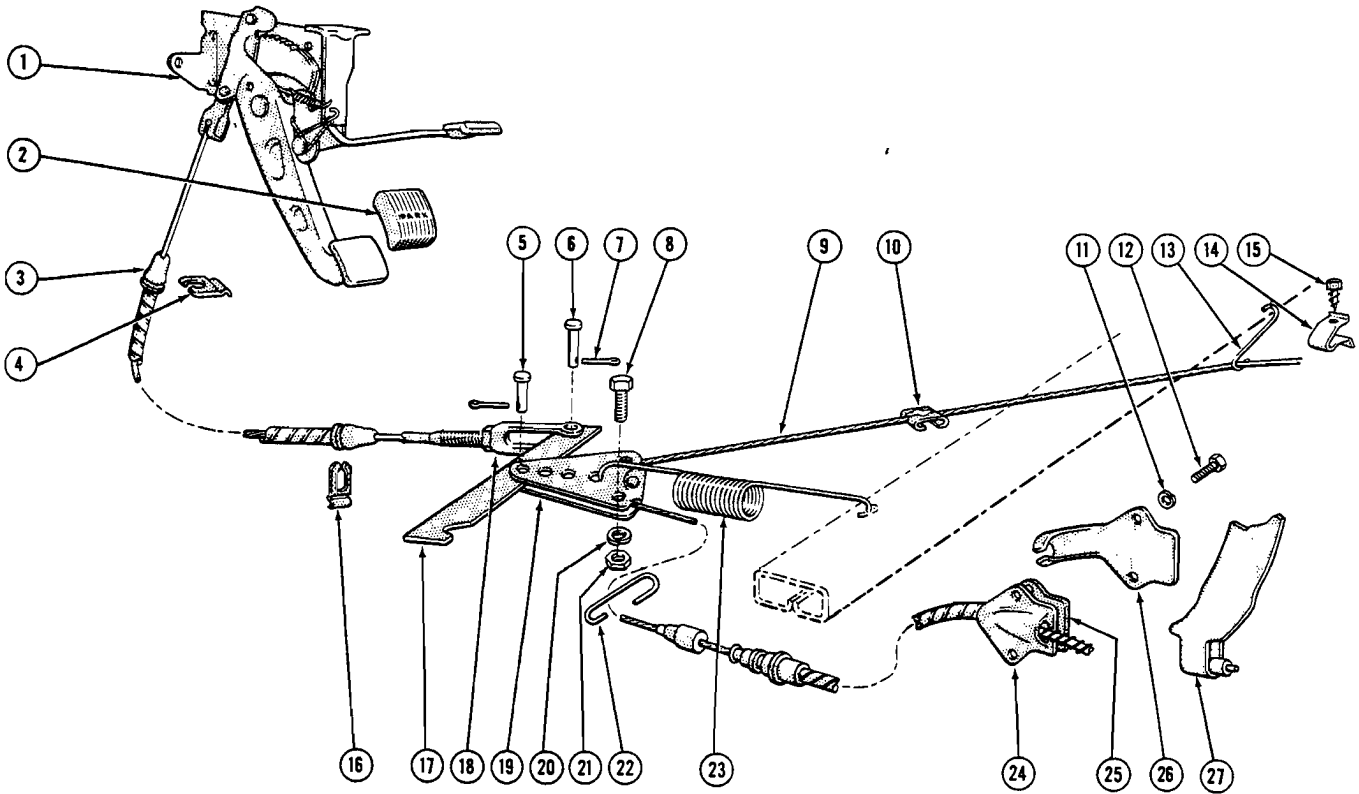
© 1961 PONTIAC MOTOR DIVISION, GENERAL MOTORS CORPORATION



1961 VACUUM POWER BRAKE (MORAINE)

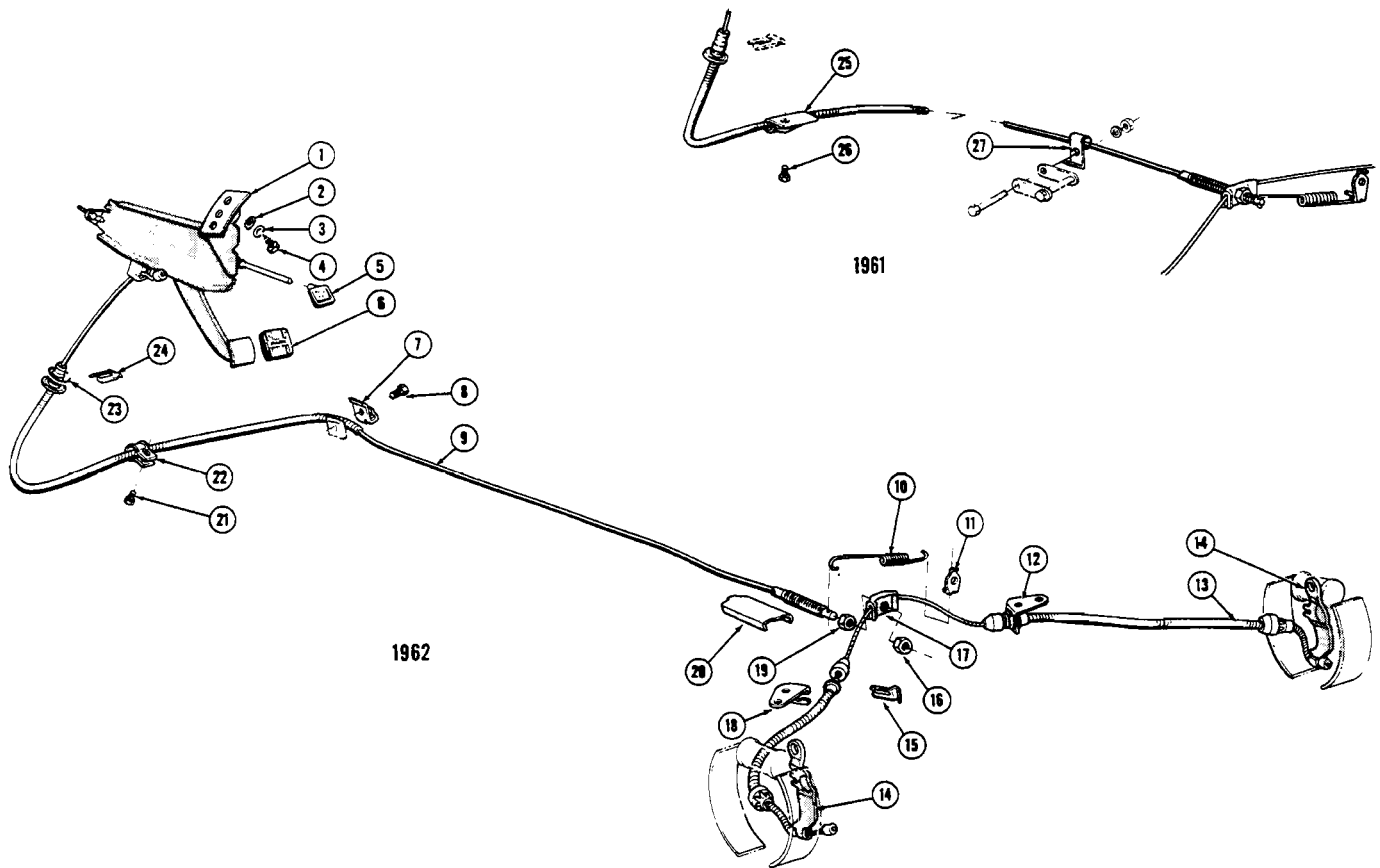
KEY	PART NAME	GROUP NO.
1	- HOUSING ASS'Y, Rear.....	4.906
2	- CLAMP, Exhaust Manifold Hose.....	4.931
3	- SCREW, Exhaust Manifold Ass'y (#8-32x1/2").....	8.977
4	- EXHAUST MANIFOLD ASS'Y.....	4.931
5	- ELEMENT, Air Filter.....	4.913
6	- HOSE, Exhaust.....	4.931
7	- CLAMP, Exhaust Hose.....	4.931
8	- BOOT, Air Valve.....	4.658
9	- PISTON, Power.....	4.913
10	- RING, Power Piston Seal.....	4.922
11	- ROD, Air Valve Ass'y, Push.....	4.658
12	- SPRING, Push Rod.....	4.918
13	- SPRING, Air Valve Return.....	4.918
14	- VALVE, Floating Control.....	4.935
15	- PLATE, Reaction Diaphragm Support.....	4.935
16	- DIAPHRAGM, Reaction.....	4.935
17	- RETAINER, Reaction Diaphragm.....	4.935
18	- RETAINER, Floating Control Valve Spring.....	4.935
19	- SPRING, Floating Control Valve Return.....	4.935
20	- PLATE, Air Valve Reaction.....	4.934
21	- LEVER, Reaction.....	4.934

KEY	PART NAME	GROUP NO.
22	- DIAPHRAGM, Power Piston Rolling.....	4.922
23	- RING, Reaction Plate Retaining.....	4.934
24	- PLATE, Master Cylinder Reaction.....	4.934
25	- PLATE, Rolling Diaphragm Support.....	4.924
26	- SCREW, Power Piston Attaching (#12-24x1/2").....	8.900
27	- RING, Master Cylinder Piston "O".....	6.679
28	- BUMPER, Air Valve Ass'y.....	4.918
29	- PISTON, Master Cylinder.....	4.915
30	- SEAL, Secondary.....	4.910
31	- SPRING, Power Piston Return.....	4.924
32	- HOUSING, Front.....	4.906
33	- GASKET, Master Cylinder to Frt. Housing.....	4.910
34	- CUP, Primary.....	4.910
35	- SPRING AND RETAINER ASS'Y, Check Valve.....	4.655
36	- VALVE ASS'Y, Check.....	4.657
37	- WASHER, Check Valve Seat.....	4.657
38	- BODY, Master Cylinder.....	4.650
39	- GASKET, Filler Cap.....	4.652
40	- CAP, Filler.....	4.652
41	- WASHER, Master Cylinder to Frt. Housing (3/8" Med. Lock).....	8.931
42	- NUT, Master Cylinder to Frt. Housing (3/8"-24).....	8.916



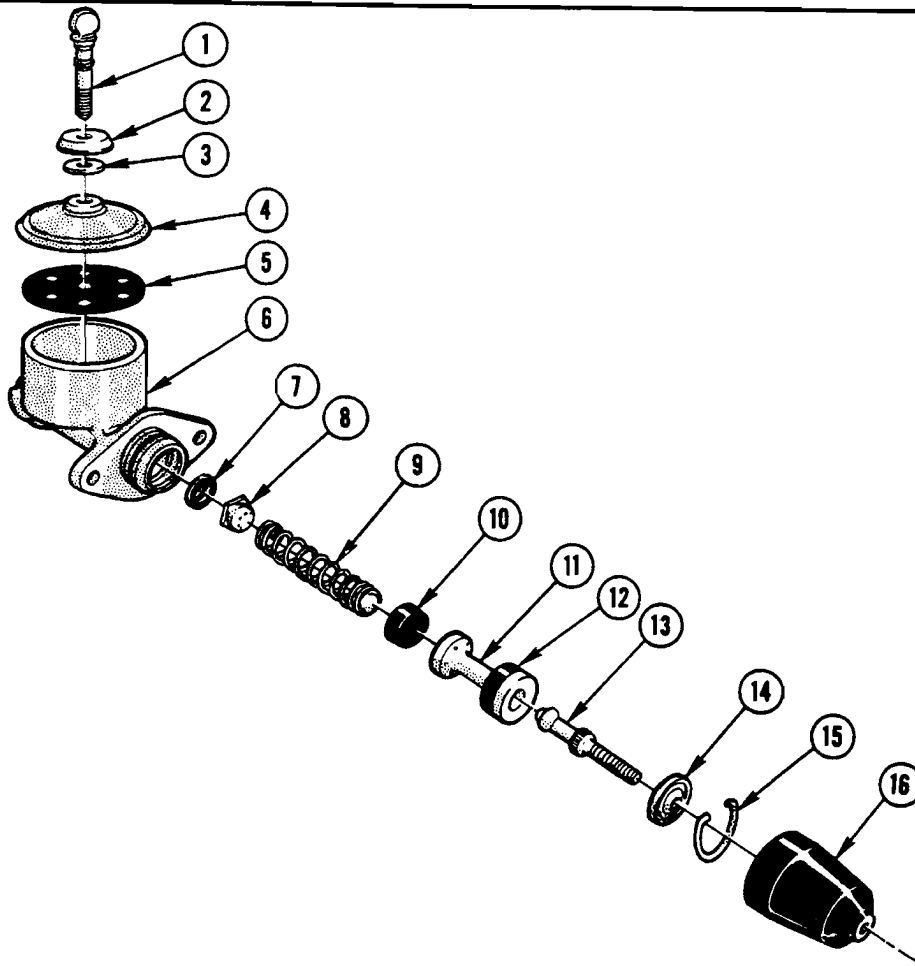
PARKING BRAKE LINKAGE (EXC. TEMPEST SERIES)

KEY	PART NAME	GROUP NO.
1	LEVER ASS'Y, Parking Brake	4.591
2	PAD, Parking Brake Lever	4.630
3	CABLE ASS'Y, Parking Brake—Front	4.779
4	RETAINER, Front Cable to Dash	4.785
5	CLEVIS PIN ($\frac{5}{16}$ " x $2\frac{1}{32}$ ")	N.S.
6	CLEVIS PIN ($\frac{5}{16}$ " x $1\frac{3}{16}$ ")	N.S.
7	COTTER PIN ($\frac{3}{32}$ " x $\frac{3}{4}$ ")	N.S.
8	BOLT ($\frac{5}{16}$ "-24 x $\frac{3}{4}$ ")	8.900
9	CABLE ASS'Y, Parking Brake—Rear	4.779
10	CONNECTOR, Rear Cable	4.781
11	LOCKWASHER ($\frac{5}{16}$ " Med.)	8.931
12	BOLT ($\frac{5}{16}$ "-24 x $\frac{3}{4}$ ")	8.900
13	HOOK, Rear Cable—Guide	4.785
14	GUIDE, Brake Rear Cable	4.785
15	SCREW (14-10 x $\frac{3}{4}$ ")	8.977
16	RETAINER, Front Cable to Frame	4.785
17	LEVER, Parking Brake Intermediate	4.764
18	END YOKE CLEVIS ($\frac{5}{16}$ "-24- $2\frac{1}{4}$ " long)	8.946
19	CLEVIS, Rear Cable	4.765
20	LOCKWASHER ($\frac{5}{16}$ " Med.)	8.931
21	NUT ($\frac{5}{16}$ "-24)	8.915
22	HOOK, Rear Cable—Anti-Rattle	4.785
23	SPRING, Brake Cable Return	4.597
24	CABLE ASS'Y, Rear	4.779
25	FELT, Brake Cable Anchor	4.784
26	ANCHOR, Cable to Rear Brake	4.786
27	LEVER ASS'Y, Parking Brake	5.149



1961-62 TEMPEST PARKING BRAKE LINKAGE

KEY	PART NAME	GROUP NO.
1	LEVER ASS'Y, Parking Brake	4.591
2	WASHER (3/8" x 1 1/8")	8.929
3	LOCKWASHER (5/16")	8.931
4	SCREW (5/16"-18 x 7/8")	8.977
5	KNOB, Parking Brake Release Lever	4.600
6	PAD, Parking Brake Lever	4.630
7	ANCHOR, Front Cable to Torque Tube	4.785
8	SCREW (5/16"-18 x 7/8")	8.977
9	CABLE ASS'Y, Parking Brake—Front	4.779
10	SPRING, Brake Cable Return	4.597
11	BRACKET, Brake Cable Return Spring	4.785
12	BRACKET, Brake Rear Cable Cross Member	4.785
13	CABLE ASS'Y, Parking Brake—Rear	4.779
14	LEVER ASS'Y, Parking Brake Actuating	5.149
15	RETAINER, Rear Cable to Bracket	4.785
16	NUT (5/16"-24)	8.916
17	EQUALIZER, Rear Cable	4.765
18	BRACKET, Brake Rear Cable Cross Member	4.785
19	NUT (5/16"-24)	8.916
20	PROTECTOR, Rear Brake Torque Tube	4.785
21	SCREW (5/16"-18 x 1/2")	8.977
22	CLIP, Frt. Cable to Shield Rail	4.785
23	BEAD, Frt. Cable to Dash—sealing	N.S.
24	RETAINER, Front Cable to Dash	4.785
25	BRACKET, Frt. Cable to Side Rail	4.785
26	SCREW (3/8"-16 x 7/8")	8.977
27	CLIP, Cable to Torque Tube	4.785



1962 STANDARD MASTER BRAKE CYLINDER

KEY	PART NAME	GROUP NO.
1	SCREW, Master Cylinder Cover	4.651
2	COVER, Master Cylinder Vented	4.651
3	WASHER, Master Cylinder Vented Cover	4.651
4	COVER, Master Cylinder	4.651
5	GASKET, Master Cylinder Cover	4.651
6	BODY, Master Cylinder (Serviced in Assembly Only)	N.S.
7	WASHER, Master Cyl. Check Valve Seat	4.657
8	VALVE, Master Cyl. Check	4.657
9	SPRING, Master Cyl. Piston	4.655
10	CUP, Master Cyl. Piston—Primary	4.654
11	PISTON, Master Cyl. (Not Serviced—Part of Repair Kit)	N.S.
12	CUP, Master Cyl. Piston—Secondary	4.654
13	ROD, Master Cyl. Push	4.658
14	PLATE, Master Cyl. Push Rod Stop	4.656
15	RING, Master Cyl. Piston Lock	4.656
16	BOOT, Master Cyl. Push Rod	4.659

YEAR	MODEL	PART NAME	PART NO.	PER CAR	PART NO.
------	-------	-----------	----------	---------	----------

TRANSMISSION MODEL INFORMATION

T/4-T/8 S.T. refers to the 3-speed Syncro-Mesh transmission used on the 21 series.
T/4-T/8 A.T. refers to the 2-speed Automatic transmission (Tempest torque) used on the 21 series.
P/8 3 SPD.-S.T. (STD.) refers to the standard 3-speed Syncro-Mesh transmission used on the 23-25-27 series.
P/8 3 SPD.-S.T. (H.D.) refers to the heavy duty (Borg Warner) 3-speed Syncro-Mesh transmission used on the 26-28 series.
P/8 H.T. (10) refers to the Roto-Hydra-Matic transmission (Aluminum) used on the 23-25-29 series.
P/8 H.T. (315) refers to the Super Hydra-Matic transmission used on the 26-27-28 series.

TEMPEST AUTOMATIC TRANSMISSION CHANGES

The bronze sun gear thrust washer located in the planet carrier assembly (Item 4, Page 116D), was replaced in transmission production, effective February 3, 1961, by a Torrington needle thrust bearing. The bearing can easily be identified by the fact that it is thicker than the thrust washer and its increased diameter makes it non-removable from the carrier assembly. Production transmissions containing these new parts may be externally identified by date code on the side of the case and by a daub of blue paint in this area.

To accommodate this change, it was necessary to use a new clutch flange and low sun gear assembly (Item 13, Page 192) and a new turbine shaft assembly (Item 36, Page 186).

IMPORTANT - The early type carrier assembly, thrust washer, turbine shaft and low sun gear flange are not serviced. If it is necessary to replace one of these components for any reason on an early type transmission, (transmission with bronze thrust washer) it will be necessary to order and install 4.161, 539588 TRANSMISSION LOW SUN GEAR THRUST WASHER REPAIR PACKAGE. This package consists of the following, which are used individually for servicing the later type transmissions:

4.161	3795320	Planet Carrier Assy. (includes bearing)
4.123	3795257	Turbine Shaft Assy.
4.162	3795254	Low Sun Gear Flange Assy.

4.003 TRANSMISSION ASSEMBLY

1961	T/4-T/8 S.T.		1	3780934
1961-62	P/8 3 SPD.-S.T. (STD.)		1	538140
1961	P/8 3 SPD.-S.T. (H.D.)		1	538159
1961-62	23-25-27-29 All 4 SPD.-S.T. . .	exc. 39-10 axle	1	536995
1961-62	23-25-27-29 All 4 SPD.-S.T. . .	w/39-10 axle	1	540177
1961	23-25-27 All 4 SPD.-S.T. . .	exc. 39-10 axle-w/close ratio gears	1	541608
1961	23-25-27 All 4 SPD.-S.T. . .	w/39-10 axle-w/close ratio gears	1	541609
1961-62	26-28 All 4 SPD.-S.T.	exc. 39-10 axle	1	535783
1961-62	26-28 All 4 SPD.-S.T.	w/39-10 axle	1	540178
1961	26-28 All 4 SPD.-S.T.	exc. 39-10 axle-w/close ratio gears	1	541610
1961	26-28 All 4 SPD.-S.T.	w/39-10 axle-w/close ratio gears	1	541611
1962	T/4-T/8 3 SPD.-S.T.		1	541519
1962	T/4 4 SPD.-S.T.		1	542416
1962	P/8 3 SPD.-S.T. (H.D.)	(▲)	1	543174
1961	T/4 A.T.	TRANSMISSION AND DIFFERENTIAL CARRIER ASSY.,		
		w/3.55 ratio and 39-11 axle	1	3795486
1961	T/4 A.T.-1 B.C.	w/3.08 ratio and 37-12 axle	1	540465
1961	T/4 A.T.	w/3.90 ratio and 39-10 axle	1	540506
1961	T/4 A.T.	w/3.73 ratio and 41-11 axle	1	537922
1961	T/8 A.T.	w/3.08 ratio and 37-12 axle	1	541261
1961	T/8 A.T.	w/3.90 ratio and 39-10 axle	1	541264
1961	T/8 A.T.	w/3.55 ratio and 39-11 axle	1	541262
1961	T/8 A.T.	w/3.73 ratio and 41-11 axle	1	541263
1962	T/4 A.T.	w/3.08 ratio and 37-12 axle	1	541922
1962	T/4 A.T.	w/3.90 ratio and 39-10 axle	1	541924
1962	T/4 A.T.	w/3.55 ratio and 39-11 axle	1	542181
1962	T/4 A.T.	w/3.73 ratio and 41-11 axle	1	541923
1962	T/4 A.T.	w/3.31 ratio and 43-13 axle	1	542773
1962	T/8 A.T.	w/3.08 ratio and 37-12 axle	1	541925
1962	T/8 A.T.	w/3.90 ratio and 39-10 axle	1	541928
1962	T/8 A.T.	w/3.55 ratio and 39-11 axle	1	541926

1962	T/8 A.T.	w/3.73 ratio and 41-11 axle	1	541927
1962	T/8 A.T.	w/3.31 ratio and 43-13 axle	1	542774
1961-62	P/8 H.T. (315P) 26, All taxi & police-2 B.C. exc. 425E	TRANSMISSION PKG.	1	542807
1961-62	P/8 H.T. (315PE) taxi, 26, 27, 28 All 425E		1	542808
1961-62	P/8 H.T. (315PA) 26, 27, 28 All 3/2 B.C., 425A or spec. eqpt. police		1	542809
1961	P/8 H.T. (315PB) 26-27-28 All 4 B.C. exc. 425A		1	540213
1961	P/8 H.T. (61-10P) 23-25 All 2 B.C. exc. 425E, taxi or police		1	540214
1961-62	P/8 H.T. (10PA) 23, 25, All 3/2 B.C.-425A & Spec. eqpt. police		1	542813
1961-62	P/8 H.T. (10PE) 23, 25, All 425E exc. taxi & police		1	542812
1962	P/8 H.T. (10PA) (2947 exc. 425E)		1	542813
1962	P/8 H.T. (10PA) (2947 exc. 425E)		1	542812
1961	P/8 H.T. (61-10 PB) 23-25 All 4 B.C. exc. 425A, taxi or police		1	540439
1962	P/8 H.T. (315 PB) 26, 27, 28 All 4 B.C. exc. 425A		1	542810
1962	P/8 H.T. (10P) 23, 25 All 2 B.C. exc. 425E, taxi or police		1	542811
1962	P/8 H.T. (10PB) 23, All 4 B.C. exc. 425A, taxi or police		1	542814
1961	P/8 H.T. (315 P)	NAME PLATE-black	1	8618815
1961	P/8 H.T. (315 PE)	aluminum	1	8618818
1961	P/8 H.T. (315 PA)	white	1	8618816
1961	P/8 H.T. (315 PB)	yellow	1	8618817
1961	P/8 H.T. (61-10 P)	orange	1	8618811
1961	P/8 H.T. (61-10 PA)	red	1	8618812
1961	P/8 H.T. (61-10 PB)	black	1	8618815
1961	P/8 H.T. (61-10 PE)	light blue	1	8618814
1962	P/8 H.T. (315 P)	orange	1	8618811
1962	P/8 H.T. (315 PB)	light green	1	8618813
1962	P/8 H.T. (315 PE)	light blue	1	8618814
1962	P/8 H.T. (315 PA)	red	1	8618812
1962	P/8 H.T. (10P)	taffy tan	1	8620889
1962	P/8 H.T. (10 PE)	aluminum	1	8618818
1962	P/8 H.T. (10 PB)	yellow	1	8618817
1962	P/8 H.T. (10 PA)	white	1	8618816
1962	P/8 H.T. (10 PAH)	dark brown	1	8621603

▲NOTE: Use 543175 1st and reverse, rod and lever pkg. (4.041)

4.004 CONTROL ASSY., TRANSMISSION

1961	P/8 4 SPD.-S.T.	w/lever and bracket-w/bucket front seat	1	3760702
1961-62	P/8 4 SPD.-S.T.	w/lever and bracket-w/manual full front seat	1	537756

4.005 GASKET PKG., TRANSMISSION

1961-62	T/4-T/8 A.T.	w/seals	1	6257722
1961-62	P/8 H.T. (315)	w/seals and oil rings	1	8619949
1961-62	P/8 H.T. (10)	w/seals and oil rings	1	8620968

4.006 LEVER, TRANSMISSION GEARSHIFT CONTROL

1961-62	P/8 3 SPD.-S.T.		1	536061
1961-62	P/8 4 SPD.-S.T.	w/bucket seats (▲)	1	540327
1961-62	P/8 4 SPD.-S.T.	w/full front seats	1	537757
1961-62	P/8 H.T.	exc. console	Upper	538540
1961	T/4-T/8 3 SPD.-S.T.		1	541506

1962	21 All S.T. exc Le Mans Custom		1	543120
1962	2117-67 All S.T. Le Mans Custom		1	543326
1962	P/8 H.T.	trans. shift-w/console	1	543236
1962	P/8 4 SPD.-S.T.	trans. control-w/bucket seats (▲▲)	1	542965
1961-62	T/4-T/8 A.T.	LEVER AND MOUNTING BRACKET ASSY.	1	539481
1961-62	P/8 4 SPD.-S.T.	BRACKET, trans. control lever spring	1	3760385
1961-62	P/8 4 SPD.-S.T.	EXTENSION, gearshift control lever-w/bucket seats	1	541404
1961-62	P/8 4 SPD.-S.T.	HANDLE AND CABLE ASSY., trans. control lever reverse release-w/bucket seats (▲)	1	540326
1962	P/8 4 SPD.-S.T.	trans. control lever reverse release- w/bucket seats (▲▲)	1	542961
1961-62	P/8 4 SPD.-S.T.	PIN, trans. control lever to shaft (beveled ends-3 grooves) (▲) (17/64"x1")	1	3783860
1961	P/8 4 SPD.-S.T.	trans. control lever to shaft (rounded ends-smooth) (17/64"x1")	1	3758967
1962	P/8 4 SPD.-S.T.	trans. control lever to shaft-w/bucket seats (▲▲)	1	542967
1962	P/8 4 SPD.-S.T. (8,934)	RING, control lever pin to shaft- w/bucket seats (1/4" LD.)	1	9412978
1961-62	T/4-T/8 S.T.	SEAT, trans. control lever spring	1	6257716
	▲NOTE: 1st type on 1962 w/5-7/16" cable length.			
	▲▲NOTE: 2nd type on 1962 w/8-7/8" cable length.			

4.006 KNOB ASSY., TRANS. CONTROL LEVER

1961-62	T/4-T/8 3 SPD.-S.T.		1	3788202
1961-62	T/4-T/8 A.T.		1	537614
1961-62	P/8 4 SPD.-S.T.	exc. w/console	1	3789168
1962	23-29 All 4 SPD.-S.T.	w/console	1	543118
1962	P/8 H.T.	w/console	1	581962
1962	P/8 H.T.	BUTTON, trans. shift lever knob-w/console	1	543234
1962	P/8 H.T.	SPRING, trans. shift lever knob button-w/console	1	543235
1961-62	T/4-T/8 A.T. (8,975)	SCREW, trans. cont. lever knob (No. 8-32x3/16")	2	192208
1961	T/4-T/8 A.T.	CABLE ASSY., trans. control	1	539326
1962	T/4-T/8 A.T.		1	541809
1961-62	T/4-T/8 A.T.	SUPPORT, trans. control cable	1	540093
1961	P/8 4 SPD.-S.T.	HOUSING, trans. cont. lever reverse release-w/bucket seats	1	3760092
1962	21 All A.T. (8,934)	RING, throttle cont. cable conn. to idler lever (1/4" LD.)	1	9412978
1961-62	T/4-T/8 A.T.	SEAL, trans. control cable oil-"O" ring	1	6257924
1961-62	P/8 4 SPD.-S.T.	SHAFT ASSY., trans. control lever	1	3758894

4.008 SPRING, TRANS. CONTROL LEVER DETENT

1961-62	T/4-T/8 A.T.		1	539606
---------	----------------------	--	---	--------

4.015 BELLOWS-RETAINER-SEAL-NUT, TRANS. CONTROL LEVER

1961-62	T/4-T/8 S.T.	BELLOWS, trans. control lever	1	539901
1962	P/8 4 SPD.-S.T.	trans. gearshift lever-w/console	1	543205
1961-62	T/4-T/8 S.T.	RETAINER, trans. control lever bellows	1	539856
1961-62	P/8 4 SPD.-S.T.	trans. control lever seal-w/full front seat	1	3770369
1962	P/8 4 SPD.-S.T.	trans. gearshift bellows-w/console	1	543092
1961-62	P/8 4 SPD.-S.T.	SEAL, trans. control lever to floor-w/bucket seats	1	3757866
1961-62	P/8 4 SPD.-S.T.	trans. control lever to floor-w/full front seat	1	3770368
1962	P/8 H.T.	trans. control shift lever-w/console	1	542788
1962	26-27-28 All H.T. (315)	trans. shift lever rod-w/console	1	543023
1962	23-29 All H.T. (10)	trans. shift lever rod-w/console	1	581971
1961-62	T/4-T/8 S.T. (2,725)	NUT, trans. control lever bellows ret. to floor pan-spring type	4	519912

4.016 LEVER-SLEEVE-SPRING, TRANS. CONTROL SHAFT

1961-62	P/8 4 SPD.-S.T.	LEVER, trans. control shaft-first and second	1	3772566
1961-62	P/8 4 SPD.-S.T.	trans. control shaft-third and fourth	1	3772567
1961-62	P/8 4 SPD.-S.T.	trans. control shaft-reverse	1	3772565
1961-62	P/8 4 SPD.-S.T.	SLEEVE, trans. control lever shaft spring	1	3756661
1961-62	P/8 4 SPD.-S.T.	SPRING, trans. control lever shaft-w/bucket seats	1	3723121
1961-62	P/8 4 SPD.-S.T.	trans. control lever shaft-w/full front seat	1	3756656

4.017 GEARSHIFT CONTROL SHAFT PARTS

1961-62	P/8 3 SPD.-S.T.	BEARING, lower shift lever	1	538677
1961-62	P/8 3 SPD.-S.T.	BOLT, lower lever bearing to jacket (1/4"-28x5/8")	AR	535080
1961-62	P/8 4 SPD.-S.T.	PLATE, trans. control lever guide	1	3723123
1961-62	P/8 4 SPD.-S.T.	trans. control lever shaft spring	1	3756659
1961-62	P/8 4 SPD.-S.T.	RETAINER, trans. control shaft lever	1	3772515
1961-62	P/8 H.T.	SEAL, steering column lower -exc. w/console (2-1/4" O.D.)	1	524671
1961-62	P/8 3 SPD.-S.T.	SLEEVE, gearshift control rod to strg. column	4	534007
1961-62	P/8 H.T.	gearshift control rod to trans. levers	AR	534007
1961-62	P/8 3 SPD.-S.T.	SPACER, gearshift lower lever	1	538681
1961-62	P/8 3 SPD.-S.T.	SPRING, gearshift tube return	1	530001

4.018 SUPPORT, GEARSHIFT SHAFT UPPER BEARING

1961-62	All exc. 21		1	531864
1961-62	P/8 4 SPD.-S.T.	BRACKET, trans. lever shaft	1	3758700
1961-62	P/8 H.T.	PIN, strg. col. gearshift tube locating exc. w/console	1	535249
1961-62	All exc. 21	PLATE, bearing supt. and direction signal lock	1	523617
1962	P/8 H.T. (10)	gearshift interlock-exc. w/console	1	535364

4.019 ROD, GEARSHIFT CONTROL

1961-62	P/8 3 SPD.-S.T. (STD.)	first and reverse	1	537107
1961-62	P/8 3 SPD.-S.T. (STD.)	second and third	1	537127
1961-62	P/8 3 SPD.-S.T. (H.D.)	first and reverse (16-33/64" long)	1	537108
1961-62	P/8 3 SPD.-S.T. (H.D.)	second and third	1	537128
1961-62	P/8 3 SPD.-S.T. (STD.)	intermediate	1	537332
1961-62	P/8 3 SPD.-S.T. (H.D.)	intermediate	1	537333
1961-62	P/8 4 SPD.-S.T.	first and second	1	3771964
1961-62	P/8 4 SPD.-S.T.	third and fourth	1	540516
1961-62	P/8 4 SPD.-S.T.	reverse	1	3771966
1961-62	P/8 H.T.	exc. console Upper	1	538770
1962	23-29 All H.T. (10)	w/console Lower	1	542580
1962	P/8 3 SPD.-S.T. (H.D.)	first and reverse (15-59/64" long)	1	543161
1962	P/8 H.T.	w/console Upper	1	542585
1962	26-27-28 All H.T. (315)	w/console Lower	1	543019
1961-62	T/4-T/8 S.T.	ROD ASSY., trans. control (59" long)	1	539452
1961-62	P/8 H.T. (315)	ROD AND RETAINER ASSY., gearshift control . Lower	1	538768
1961-62	P/8 H.T. (10)	exc. console Lower	1	538789
1961-62	P/8 H.T.	BRACKET ASSY., gearshift control cross shaft frame- exc. console	1	538760
1961-62	P/8 3 SPD.-S.T. (STD.)	gearshift intermediate lever	1	537072
1961-62	P/8 3 SPD.-S.T. (H.D.)	gearshift intermediate lever	1	537077
1962	23-29 All H.T. (10)	gearshift control idler-w/console	1	542581
1962	P/8 H.T.	trans. shift lever-w/console	1	543786
1962	26-27-28 All H.T. (315)	gearshift control idler-w/console	1	543020
1961-62	T/4-T/8 S.T.	BUSHING, trans. control rod	2	539357
1961-62	P/8 3 SPD.-S.T. . . . (3.463)	gearshift intermediate lever (5/16" LD.)	AR	522277
1961-62	P/8 3 SPD.-S.T. . . . (3.425)	gearshift idler lever-nylon (7/16" LD.)	2	529878
1961-62	P/8 4 SPD.-S.T.	CLEVIS, trans. control rod	3	3771963
1961-62	P/8 3 SPD.-S.T.	INSULATOR, gearshift control rod to levers	4	534060
1961	P/8 3 SPD.-S.T.	idler lever link to shifter and idler lever	2	534060
1961-62	P/8 H.T.	gearshift control rod	2	534060
1961	P/8 3 SPD.-S.T. . . . (4.017)	SLEEVE, idler lever link to idler and shifter lever	2	534007
1961-62	P/8 H.T.	TRUNNION, gearshift control rod	1	538771

1961-62	P/8 3 SPD.-S.T.	gearshift control rod	2	535077
1961-62	P/8 3 SPD.-S.T.	WASHER, gearshift intermediate rod	2	537331
1961	P/8 3 SPD.-S.T. . . . (0.854)	gearshift cont. idler lever link	2	535076
1961-62	P/8 3 SPD.-S.T. . . . (8.928)	gearshift control rod and trunnion to strg. col. lever- spring type	2	402547
1961-62	T/4-T/8 A.T.	trans. control lever mtg. bracket to inst. panel	1	537732
1961-62	P/8 H.T.	throttle rod anti-rattle	1	3750683
1962	P/8 H.T. (0.854)	gearshift control rod and idler lever-w/console	1	535076

4.020 COUPLING-BOOT-CLAMP-PIN, TRANS. CONTROL

1961-62	T/4-T/8-3 SPD.-S.T.	COUPLING ASSY., trans. control rod	1	539817
1962	T/4 4 SPD.-S.T.	COUPLING ASSY., trans. control rod	1	542410
1961-62	T/4-T/8 S.T.	BOOT, trans. control rod coupling	1	539486
1961-62	T/4-T/8 S.T.	CLAMP, trans. control rod	1	599234
1961-62	P/8 4 SPD.-S.T.	CLIP, trans. control rod to shift levers	AR	3749084
1962	P/8 H.T.	gearshift and idler levers to brkt.-w/console	2	3749084
1962	P/8 H.T.	gearshift lower cont. rod to idler lever-w/console	1	3749084
1961-62	T/4-T/8 S.T.	PIN, coupling to trans. shift shaft clevis	1	3781757
1961-62	P/8 4 SPD.-S.T. . . . (8.928)	WASHER, trans. control rod to trans. lever	3	3709568

4.022 PLATE, GEARSHIFT CONTROL OPENING COVER

1961-62	T/4-T/8 A.T.	on floor pan	1	539898
1961-62	P/8 4 SPD.-S.T.	HOUSING, trans. control lever reverse release- w/bucket seats (4-7/32" long)	1	3760092
1962	P/8 4 SPD.-S.T.	control lever reverse release- w/bucket seats (7-19/32" long)	1	542964

4.026 SPRING, TRANS. CONTROL LEVER

1961-62	T/4-T/8 3 SPD.-S.T.	SPRING, trans. control lever	1	3785007
1961-62	P/8 4 SPD.-S.T.	SPRING, trans. control lever	1	3760384
1962	T/4-T/8 4 SPD.-S.T.	SPRING, trans. control lever	1	542928

4.027 CUP-SEAT, TRANS. CONTROL LEVER SPRING

1961-62	T/4-T/8 3 SPD.-S.T.	CUP, spring	1	6256985
1962	T/4-T/8 4 SPD.-S.T.	CUP, spring	1	542929
1961-62	T/4-T/8 S.T.	SEAT, spring cup	1	3787056

4.036 GEARSHIFT CONTROL UPPER LEVER PARTS

1961-62	P/8 exc. 4 SPD.-S.T.	PIN, gearshift lever fulcrum-exc. w/console	1	523616
1961-62	P/8 S.T.	RETAINER, gearshift lever or strg. col. hsg.	1	535202
1962	P/8 H.T.	steering col. hsg.	1	535202
1961-62	P/8 3 SPD.-S.T.	SPRING, gearshift lever	1	535056
1961-62	P/8 H.T.	gearshift lever-exc. w/console	1	5668424
1961-62	T/4-T/8 S.T.	trans. control lever anti-rattle	1	540059

4.038 HOUSING ASSY., GEARSHIFT CONTROL LEVER

1961-62	P/8 exc. 4 SPD.-S.T.	exc. w/console	1	531865
1961-62	P/8 4 SPD.-S.T.	HOUSING ASSY., gearshift control lever	1	535406
1961	T/4-T/8 S.T.	HOUSING ASSY., gearshift control lever	1	539362
1962	T/4-T/8 S.T.	HOUSING ASSY., gearshift control lever	1	540799
1962	2947 H.T. (10) Custom	HOUSING ASSY., gearshift control lever	1	535406
1961-62	P/8	BEARING, gearshift lever and strg. col. hsg.	1	531866
1961-62	T/4-T/8 S.T.	COVER, control lever housing	1	539360
1961	23-25 All 4 SPD.-S.T.	gearshift control-w/bucket seats	1	540317
1961	23-25 All 4 SPD.-S.T.	gearshift control-w/full front seat	1	540121
1961-62	26-27-28 All 4 SPD.-S.T.	gearshift control-w/bucket seats	1	540261
1961-62	26-27-28 All 4 SPD.-S.T.	gearshift control-w/full front seat	1	540227
1962	23-29 All 4 SPD.-S.T.	gearshift control-w/bucket seats	1	540317
1962	23 All 4 SPD.-S.T.	gearshift control-w/full front seat	1	540121

1961-62	T/4-T/8 S.T.	GASKET, control lever housing cover	1	539735
1961-62	T/4-T/8 S.T.	LOCK, trans. control lever hsg. to torque tube bolt . .	3	540401
1961-62	P/8 4 SPD.-S.T.	PLATE, control lever trim-w/bucket seats	1	535910
1961-62	T/4-T/8 S.T.	trans. cont. lever hsg. bolt	1	540682
1961	T/4-T/8 S.T.	SPACER, control lever housing	3	540681
1961-62	P/8 4 SPD.-S.T. (8.977)	SCREW, shift cont. cover to body. . . (No. 8-15x1/2")	AR	456794
1961-62	P/8	WASHER, gearshift lever housing-thrust (1-13/64" I.D.)	1	531867
1961-62	P/8	gearshift lever housing-wave. . . . (1-13/64" I.D.)	1	531868
1961-62	T/4-T/8 S.T.	trans. control lever hsg. bolt-square. . (11/32" I.D.)	1	540683

4.038 GEARSHIFT CONTROL INDICATOR PARTS

1961-62	P/8 H.T. (3.463)	BUSHING, gearshift indicator hsg. exc. w/console (5/16" I.D.)	2	522277
1961-62	P/8 H.T.	HOUSING ASSY., gearshift indicator-exc. console . . .	1	538471
1961	P/8 H.T.	gearshift indicator lens	1	538478
1962	P/8 H.T.	gearshift indicator-exc. console	1	543658
1961-62	T/4-T/8 A.T.	HOOD ASSY., trans. control lever lamp	1	536985
1961-62	T/4-T/8 A.T.	GASKET, indicator escutcheon	1	536977
1962	P/8 H.T.	INDICATOR ASSY., trans. shift	1	582010
1961-62	P/8 H.T.	LENS, indicator-exc. console	1	538479
1961-62	T/4-T/8 A.T.	LENS AND ESCUTCHEON ASSY., indicator	1	539822
1961-62	P/8 H.T.	LEVER, indicator-exc. console	1	538482
1961-62	P/8 H.T.	indicator housing-exc. console	1	538473
1961-62	P/8 H.T.	PAD, indicator lens retainer-exc. console	2	538480
1961-62	P/8 H.T.	RETAINER, indicator lens-exc. console	1	538481
1961-62	P/8 H.T. (8.866)	gearshift indicator lever-exc. console	1	1583933
1961-62	P/8 H.T.	ROD AND STUD ASSY., indicator-exc. console	1	538483
1961-62	P/8 H.T.	SPACER, indicator lever-exc. console	1	537283
1961-62	P/8 H.T.	SPRING, indicator lever-exc. console	1	538477
1961-62	P/8 H.T.	STUD, indicator rod-exc. console	1	538486
1961-62	P/8 H.T. (8.977)	SCREW, indicator lens housing exc. w/console (No. 6-32 x 1/2")	4	448905
1961	P/8 H.T. (8.977)	indicator housing to reinforcement, (No. 10-32x5/8")	2	448637
1961-62	P/8 H.T.	WASHER, indicator lever to shift tube-exc. console . .	1	537196

4.039 TUBE ASSY., STEERING COLUMN GEARSHIFT

1961-62	P/8 3 SPD.-S.T.	1	538680
1961	P/8 H.T.	1	538653
1962	P/8 H.T.	exc. console	1	541612
1961-62	P/8 H.T.	SPRING, gearshift control-anti rattle-exc. console . . .	1	538774
1961-62	P/8 H.T.	gearshift tube-anti-rattle-exc. w/console	1	534936

4.040 ROD ASSY., TRANSMISSION THROTTLE CONTROL

1961	T/4-T/8 A.T. Front	1	539923
1961	T/4-T/8 A.T. Rear	1	539924
1961	P/8 H.T.	partial	1	538887
1961-62	P/8 H.T. (315)	trans. to idler lever	1	538883
1961-62	P/8 H.T. (10) exc. 2947 Custom	trans. to idler lever	1	538885
1962	P/8 H.T.	partial	1	542102
1962	P/8 H.T. (10) 2947 Custom . .	trans. to idler lever	1	542763
1961-62	P/8 H.T.	BUSHING, gearshift control upper rod to cross shaft-exc. console	1	538772
1961	T/4-T/8 A.T.	trans. throttle control front rod to accelerator pedal	1	538772
1962	23-29 All H.T. (10)	gearshift control lower rod to outer lever-w/console .	1	538772
1962	T/4 A.T.-1 B.C.	BRACKET, trans. control cable tube supt . . . Front	1	542543
1962	T/4 A.T.-4 B.C. Front	1	542138
1962	T/8 A.T.-4 B.C. Front	1	542139
1962	T/4-T/8 A.T. Rear	1	542140
1962	T/4 A.T.-1 B.C.	CABLE AND TUBE ASSY., trans. throttle control . . .	1	542536
1962	T/4 A.T.-4 B.C.	1	542148
1962	T/8 A.T.-4 B.C.	1	542174

1962	T/4-T/8 A.T.	CLIP, trans. throttle cont. cable tube	2	543047
1962	T/4 A.T.-1 B.C.	CONNECTOR, trans. throttle control cable	1	542658
1962	T/8 A.T.-4 B.C.	1	542658
1961	T/4-T/8 A.T. (4.019)	INSULATOR, trans. throttle cont. frt. rod to accelerator pedal	1	534060
1962	T/4-T/8 A.T.	RETAINER ASSY., throttle control cable	1	542485
1961-62	P/8 H.T. (315)	SHAFT, gearshift control cross shaft trans.-exc. w/console	1	538773
1962	P/8 H.T.	throttle valve idler-used w/console	1	541638
1961	T/4-T/8 A.T.	SPRING, throttle cont. idler lever, anti-rattle	1	540992
1962	T/4-T/8 A.T.	throttle valve return	1	542162
1961-62	P/8 H.T. (3.425)	TRUNNION, throttle control trans. rod	1	522288
1961	T/4-T/8 A.T.	throttle control front rod	1	535926
1962	T/4 A.T.-4 B.C.	trans. throttle control cable	1	542163
1961-62	P/8 H.T. (8.928)	WASHER, throttle control rod to gearshift lower lever exc. w/console	1	402547
1961	T/4-T/8 A.T.	throttle control rods to idler lever and outer trans. lever	3	535923

4.041 LEVER, GEARSHIFT LOWER CONTROL

1961-62	P/8 3 SPD.-S.T.	first and reverse-w/pin	1	537030
1961-62	P/8 3 SPD.-S.T. (STD.)	second and third-intermediate	1	537074
1961	P/8 H.T.	1	538763
1961-62	P/8 H.T.	cross shaft-exc. console	1	538754
1961-62	T/4-T/8 A.T.	trans. throttle valve inner	1	6256353
1961-62	T/4-T/8 A.T.	trans. range selector inner adjuster	1	6257747
1961-62	P/8 4 SPD.-S.T.	first and second shifter shaft	1	3771960
1961-62	P/8 4 SPD.-S.T.	third and fourth shifter shaft	1	3771961
1961-62	P/8 4 SPD.-S.T.	reverse shifter shaft	1	3771962
1962	26-27-28 All H.T. (315)	gearshift control idler-w/console	1	543017
1961-62	T/4-T/8 S.T. (3.425)	BUSHING, trans. control lever	1	520401
1961-62	P/8 3 SPD.-S.T. (H.D.)	ROD AND LEVER PKG., gearshift control- 1st and reverse (▲)	1	543175
1961-62	P/8 S.T. (8.934)	RING, cont. rod to strg. col. levers. (3/8" groove dia.)	2	9413183
1961-62	P/8 H.T. (10)	SHAFT, gearshift control cross shaft trans.- exc. console	1	538794
1961-62	P/8 3 SPD.-S.T. (STD.)	WASHER, gearshift intermediate lever to bracket	1	537539
1961-62	P/8 3 SPD.-S.T. (STD.)	gearshift intermediate lever to bracket-spring type . .	2	537540
1961-62	P/8 exc. 4 SPD.-S.T.	gearshift control rod to strg. col. lower lever-exc. w/console	AR	535412
1962	P/8	shift lever to shift lever brkt.-w/console	1	535412
1962	P/8 H.T.	shift lever to brkt.-spring type-w/console	1	537540

▲NOTE: This pkg. required to complete installation of 543174 trans. (4.003)

4.042 BUSHING, GEARSHIFT CONTROL CROSS SHAFT LEVER

1961-62	P/8 H.T. (0.852)	exc. w/console	2	517439
1962	P/8 H.T.	gearshift cont. idler lever to idler brkt.-w/console . .	2	581969

4.044 SHIELD, TRANSMISSION SHIFT CONTROL SPLASH

1961-62	P/8 H.T. exc 2947 Custom	exc. dual exh.	1	537263
1961-62	P/8 H.T.	w/dual exh.	1	537541
1962	T/4-T/8 A.T.	trans. throttle control splash	1	543108
1961-62	T/4-T/8 S.T.	BOOT, trans. control rod Front	1	539356

4.045 LEVER ASSY., GEAR SHIFT CONTROL IDLER

1962	P/8 H.T. (10)	w/console	1	542920
------	-------------------------	---------------------	---	--------

4.046 LEVER, TRANSMISSION SHIFTER

1961	P/8 3 SPD.-S.T. (STD.)	first and reverse	1	538998
1961-62	P/8 3 SPD.-S.T. (STD.)	second and third	1	538996
1961-62	P/8 3 SPD.-S.T. (H.D.)	first and reverse (3-7/64" long)	1	538175
1961-62	P/8 3 SPD.-S.T. (H.D.)	second and third	1	538173
1961-62	P/8 4 SPD.-S.T. (4.041)	first and second	1	3771960
1961-62	P/8 4 SPD.-S.T. (4.041)	third and fourth	1	3771961
1961-62	P/8 4 SPD.-S.T. (4.041)	reverse	1	3771962
1962	23, 27 All 3 SPD.-S.T. (STD.) .	first and reverse	1	541360
1962	P/8 3 SPD.-S.T. (H.D.)	first and reverse (2-25/32" long)	1	543159
1962	P/8 S.T. (3.463)	BUSHING, trans. shifter lever-nylon (5/16" I.D.)	1	522277
1961-62	P/8 3 SPD.-S.T. (0.854)	WASHER, control rod to shifter levers	4	535076

4.054 SWITCH ASSY., TRANS. NEUTRALIZER AND BACK-UP LAMP

1961-62	T/4-T/8 A.T.	1	1998717
1961-62	P/8 H.T. (10)	exc. w/console	1	1998705
1962	P/8 H.T.	used w/console	1	570386
1962	P/8 H.T.	BRACKET, trans. neutralizer and back up lamp switch-used w/console	1	582169
1961-62	P/8 H.T. (2.698)	LEVER, switch-exc. w/console	1	542713
1962	P/8 H.T.	used w/console	1	582168
1962	P/8 H.T. (9.650)	NUT, trans. neutralizer and back up lamp switch to brkt.-used w/console	1	569982
1961-62	P/8 4 SPD.-S.T.	SHIELD, back up lamp switch	1	3706355
1961-62	P/8 exc. 4 SPD.-S.T.	SCREW, trans. neutralizer and back up lamp switch- exc. console (No. 10-39x9/32")	1	529150
1961-62	T/4-T/8 S.T. (9.276)	WIRE ASSY., trans. neutralizer switch connector . . .	1	2976061
1962	P/8 4 SPD.-S.T. (9.276)	neutralizer switch jumper	1	2976061
		Clip (see Group 3.425 for use)		2294788

4.095 PLATE, TRANS. CONTROL LEVER SPACER

1961-62	P/8 4 SPD.-S.T. (.0598 thick)	1	3769873
1961-62	P/8 4 SPD.-S.T. (.0747 thick)	1	3769874
1961-62	P/8 4 SPD.-S.T. (.0897 thick)	1	3769875
1961-62	P/8 3 SPD.-S.T. (H.D.)	PIN, trans. shifter interlock	1	3709315
1961-62	P/8 4 SPD.-S.T.	forward gear	1	3709315
1961-62	P/8 4 SPD.-S.T. (8.940)	reverse shifter shaft plate lock	1	103565
1962	T/4-T/8 4 SPD.-S.T.	trans. shifter interlock	1	3775038
1961-62	P/8 3 SPD.-S.T. (H.D.)	SLEEVE, trans. shifter interlock. (1.0885")	1	3709313
1961-62	P/8 3 SPD.-S.T. (H.D.) (1.0135")	1	3709312
1961-62	P/8 3 SPD.-S.T. (H.D.) (1.0185")	1	3709311
1961-62	P/8 3 SPD.-S.T. (H.D.) (1.0235")	1	3709314
1961-62	P/8 4 SPD.-S.T. (1.0085")	1	3709313
1961-62	P/8 4 SPD.-S.T. (1.0135")	1	3709312
1961-62	P/8 4 SPD.-S.T. (1.0185")	1	3709311
1961-62	P/8 4 SPD.-S.T. (1.0235")	1	3709314

4.097 INTERLOCK, TRANSMISSION SHIFTER

1961-62	T/4-T/8 3 SPD.-S.T.	1	3812874
1961-62	P/8 3 SPD.-S.T. (STD.)	1	3686833
1962	T/4-T/8 4 SPD.-S.T.	2	3812874
1962	21 All 4 SPD.-S.T. (8.899)	BALL, reverse inhibitor detent (3/8" dia.)	1	453593
1962	T/4-T/8 4 SPD.-S.T.	ROD, trans. reverse inhibitor	1	3814306
1962	T/4-T/8 4 SPD.-S.T.	SEAT, reverse inhibitor detent ball and spring	1	3799368
1962	T/4-T/8 4 SPD.-S.T.	SPRING, trans. reverse inhibitor	2	3799367

4.101 FLUID, HYDRA-MATIC TRANSMISSION

1961-62	All H.T.	(1 qt. can)	AR	576401
1961-62	All H.T.	(5 qt. can)	AR	576402
1961-62	All H.T.	(55 gal. drum)	AR	576403
1961-62	21 All A.T.	(1 qt. can)	AR	3764451
1961-62	21 All A.T.	(5 qt. can)	AR	3764452
1961-62	21 All A.T.	(55 gal. drum)	AR	3764453

4.102 BOLT - WASHER, TRANS. FRONT EXTENSION

1961-62	T/4-T/8 A.T. (8,900)	BOLT, frt. extension to case (5/16"-18x1-3/8")	7	9409976
1961-62	T/4-T/8 A.T. (4,129)	WASHER, shaft coupling thrust	1	3784640

4.103 CASE, TRANSMISSION

1961-62	T/4-T/8 3 SPD.-S.T.		1	3784345
1961-62	T/4-T/8 A.T.		1	6257947
1961-62	P/8 3 SPD.-S.T. (STD.)		1	3743368
1961-62	P/8 3 SPD.-S.T. (H.D.)		1	531421
1961-62	P/8 4 SPD.-S.T.		1	3772339
1961-62	P/8 H.T. (315)		1	8619915
1961-62	P/8 H.T. (10)		1	8619577
1962	T/4-T/8 4 SPD.-S.T.		1	542417
1961-62	T/4-T/8 A.T.	PLUG, trans. front oil gallery (3/8" dia.)	1	539372
1961-62	T/4-T/8 A.T.	trans. front core hole (1 1/16" dia.)	1	539373
1961-62	T/4 3 SPD.-S.T.	trans. case	1	541774
1961	P/8 H.T. (8,971)	trans. case (1/8" dia.)	1	444613
1962	T/4-T/8 4 SPD.-S.T. . (8,971)	trans. filler (7/8" dia.)	1	445060

4.104 BREATHER ASSY., TRANSMISSION OIL

1961-62	P/8 H.T. (10)		1	5650232
1961-62	P/8 H.T. (315)	PIPE ASSY., trans. oil breather	1	537131
1961-62	P/8 H.T. (10)		1	537068
1961-62	P/8 H.T. (10)	HOSE, oil breather Upper	1	537067
1961	P/8 H.T. (61-10)		1	537066
1961-62	P/8 H.T. (315)	CLIP, breather pipe Front	1	537130
1961	P/8 H.T. (10)	breather pipe	1	8620597
1961-62	P/8 H.T. (10)	breather pipe (▲)	1	8620592
1961-62	P/8 H.T. (10)	SUPPORT, breather	1	538882
1961-62	T/4-T/8 A.T.	BOLT, trans. case to diff. carrier	4	3782692
1961-62	T/4-T/8 S.T. (6,178)	WASHER, diff. to trans.	1	539679

▲NOTE: 2nd type on 1961.

4.105 COVER, TRANSMISSION CASE

1961-62	T/4-T/8 3 SPD.-S.T.		1	6256673
1961-62	3 SPD.-S.T. (STD.)		1	3741357
1961-62	P/8 4 SPD.-S.T.		1	3772403
1962	T/4-T/8 4 SPD.-S.T.		1	540421
1961-62	P/8 3 SPD.-S.T. (H.D.)	HOUSING, trans. control	1	3709340
1962	T/4-T/8 4 SPD.-S.T.	GASKET, trans. filler plug	1	3775520
1961-62	21 All S.T.	SCREW AND WASHER, cover to case	8	3770309

4.107 LOCK-RETAINER-STUD-SEAL, TRANS. SHIFTER

1961-62	All 3 SPD.-S.T. (STD.)	LOCK, trans. shifter interlock retainer stud nut	2	591539
1962	T/4-T/8 4 SPD.-S.T.		2	591539
1961-62	P/8 3 SPD.-S.T. (STD.)	RETAINER, trans. shifter interlock	1	591538

1961-62	P/8 3 SPD.-S.T. (STD.)	STUD, trans. shifter interlock retainer	2	591537
1961-62	T/4-T/8 S.T.	SEAL ASSY., trans. shifter selector shaft	1	6257354
1961-62	T/4-T/8 A.T.	trans. front extension	1	6256249
1961-62	P/8 3 SPD.-S.T.	trans. shifter shaft (7/16" LD.x17/32" O.D.)	2	3845164
1961-62	P/8 4 SPD.-S.T.	3	3845164

4.109 GASKET, TRANSMISSION COVER

1961-62	T/4-T/8 3 SPD.-S.T.	1	6256674
1961-62	P/8 3 SPD.-S.T. (STD.)	1	591513
1962	T/4-T/8 4 SPD.-S.T.	1	3775033
1961-62	P/8 3 SPD.-S.T. (H.D.)	GASKET, trans. control housing	1	3709316
1961-62	P/8 4 SPD.-S.T.	side cover	1	3709316

4.115 CONVERTER ASSY., TRANSMISSION

1961-62	T/4-T/8 A.T.	1	540955
1961-62	T/4-T/8 A.T.	BUSHING, converter housing hub	1	6256225
1961-62	T/4-T/8 A.T.	turbine shaft	2	3780752
1961-62	T/4-T/8 A.T.	CAP, converter cover	1	3787884
1961-62	T/4-T/8 A.T.	RING, converter retaining . . . (5/8" dia.-3/16" gap)	1	3780797
1961-62	T/4-T/8 A.T.	SHIELD, trans. converter hsg. hub dust	1	3785981

4.117 RING, STATOR OVERRUN CAM RETAINER

1961-62	T/4-T/8 A.T. (3-1/32" LD.x3-11/32" O.D.x1-1/16" thick)	2	3702104
---------	----------------------	---	---	---------

4.118 COVER ASSY., TORUS

1961-62	P/8 H.T. (315)	1	8619967
1961-62	P/8 H.T. (315)	SEAL, torus cover to flywheel (11-3/4" LD.)	1	8616338
1961-62	P/8 H.T. (315)	SPRING, torus cover damper-red	3	8619099
1961-62	P/8 H.T. (315)	black	3	8617969
1961-62	P/8 H.T. (315)	torus cover (oversize)-for torus covers with loose bolts	AR	8619973
1961-62	P/8 H.T. (315)	BOLT, torus cover to flywheel (5/16"-24x3/4")	12	8616889

4.121 TORUS, FLUID COUPLING

1961-62	P/8 H.T. (315)	drive	1	8618713
1961-62	P/8 H.T. (315)	driven	1	8618712
1961-62	P/8 H.T. (315)	BUSHING, driven torus hub	1	8619932
1961-62	P/8 H.T. (315) (4.128)	RING, driven torus to mainshaft ret. snap	2	8616503
1961-62	P/8 H.T. (315) (4.128)	drive torus to intermediate shaft . . . (1 5/32" LD.)	1	8618830
1961-62	P/8 H.T. (315)	SPRING, driven torus check valve	1	8616020
1961-62	P/8 H.T. (315)	VALVE, driven torus check	1	8616062

4.123 COVER ASSY., TRANS. CASE

1961	P/8 H.T. (61-10)	1	8620904
1962	P/8 H.T. (10)	1	8621932
1961-62	P/8 H.T. (10)	BEARING PKG., case cover to torus cover thrust	1	8620909
1961	P/8 H.T. (61-10)	BOLT, case cover	3	8619544
1961	P/8 H.T. (8.900)	case cover and pump to case (5/16"-18 x 1-5/16")	6	9417555
1961-62	P/8 H.T. (10)	PLATE, trans. case cover	1	8619549
1961-62	P/8 H.T. (10)	PLUG, trans. case cover hole (1/8" Hex. Hd.)	1	8620748
1961-62	P/8 H.T. (10) (1/2" x 2-7/16" long)	1	8620423

1961-62	P/8 H.T. (10)	WASHER, case cover and pump assy. to case-use w/5/16"-18 x 1-1/4" bolt	1	8620747
1961-62	P/8 H.T. (10)	case assy. to cover - use w/5/16"-18 x 1-1/4" bolts	2	8620747
1961-62	P/8 H.T. (10)	case cover and pump assy. to case-use w/7/16"-14 x 1-3/8" bolts	6	8620746
1961	P/8 H.T. (61-10) . . . (8.929)	case cover and pump to case-use w/9417555 bolt	6	9414321
1962	P/8 H.T. (10)	case cover and pump	6	8621622
1961-62	T/4-T/8 A.T.	SHAFT AND BUSHING ASSY., trans. turbine (2nd type-see note preceding Group 4.003 before replacing this part)	1	3795257
1961	P/8 H.T. (61-10)	SEAL, case cover bolt head	4	8620720

4.124 GASKET-SEAL, CASE COVER

1961-62	P/8 H.T. (10)	GASKET, case cover to case	1	8619576
1961-62	P/8 H.T. (10)	case cover plate	1	8619548
1961-62	P/8 H.T. (315)	SEAL, flywheel housing to case	1	8616480

4.125 SEAL, CONVERTER COVER HUB

1961	T/4-T/8 A.T.		1	3785226
1962	T/4-T/8 A.T.		1	3799372
1961-62	P/8 H.T. (10) (4.127)	RING, case cover oil seal	2	8620809
1961-62	P/8 H.T. (315) (4.127)	frt. pump cover oil seal (3/32"x3")	1	8616030
1961-62	P/8 H.T. (315)	trans. housing to torus cover oil seal	1	8618479

4.127 RING, TRANS. OIL SEAL

1961-62	P/8 H.T. (315)	governor sleeve oil seal (3/32"x1-3/16")	4	8609440
1961-62	P/8 H.T. (315)	front unit driven torus shaft (3/32"x1-19/32")	1	8616481
1961-62	P/8 H.T. (315)	front pump and torus (3/32"x2 1/8")	2	8616034
1961-62	P/8 H.T. (315)	front pump cover (3/32"x3")	1	8616030
1961-62	P/8 H.T. (315)	intermediate shaft oil seal (3/32"x1-19/64")	1	8616052
1961-62	P/8 H.T. (315)	center support-cast iron (3/32"x2")	2	8617567
1961-62	P/8 H.T. (315)	low accumulator oil seal-aluminum (3/32"x2 3/4")	1	8616048
1961-62	P/8 H.T. (315)	accumulator piston outer (3/32"x2-1/4")	1	8616031
1961-62	P/8 H.T. (315)	frt. unit torus hub oil seal (3/32"x2")	1	8618847
1961-62	P/8 H.T. (10)	case cover oil seal (3/32"x2-5/8")	2	8620809
1961-62	P/8 H.T. (10)	driven torus oil seal (3/32"x1 53/64")	1	8621028
1961-62	P/8 H.T. (10)	driven torus assy. oil seal (3/32"x1-11/16")	1	8619610
1961	P/8 H.T. (10)	governor oil seal (3/32"x1-15/16")	4	8620812
1961-62	P/8 H.T. (10)	input shaft oil seal (3/32"x1 9/16")	1	8620402
1961-62	P/8 H.T. (10)	input shaft oil seal (3/32"x1-13/64")	1	8619591
1961-62	P/8 H.T. (10)	multiplier hub to driving torus oil seal (3/32"x2-5/16")	1	8620813
1961-62	P/8 H.T. (10)	reverse and neutral piston supt. oil seal (3/32"x2-1/2")	2	8619669
1961-62	P/8 H.T. (10)	servo oil seal (3/32"x2 1/2")	1	8616878
1962	P/8 H.T. (10)	governor oil seal (15/16"x1-15/16")	4	8621869
		SEAL (see Group 4.229 for use)		8620369

4.128 RING, TRANS. RETAINING AND SNAP

1961-62	P/8 H.T. (315) (8.934)	accumulator piston pin retainer	1	9412979
1961-62	P/8 H.T. (315)	reverse planet carrier retainer	1	8606763
1961-62	P/8 H.T. (315)	front unit torus cover to drive torus	1	8620640
1961-62	P/8 H.T. (315)	driven torus to mainshaft retainer (Tru-Arc)	2	8616503

1961-62	P/8 H.T. (315)	center gear to mainshaft (Spirolox)	1	8617953
1961-62	P/8 H.T. (315)	center gear to mainshaft (Tru-Arc)	1	8616503
1961-62	P/8 H.T. (315)	rear unit reverse flange to rear drum	2	8616015
1961-62	P/8 H.T. (315)	rear clutch spring retainer	1	8616060
1961-62	P/8 H.T. (315)	rear bearing to shaft snap	1	8614096
1961-62	P/8 H.T. (315)	governor drive gear	2	8614096
1961-62	P/8 H.T. (315)	front sun gear to intermediate shaft snap	1	8618282
1961-62	P/8 H.T. (315)	reverse intermediate shaft snap	1	8618830
1961-62	P/8 H.T. (315)	drive torus to intermediate shaft snap	1	8618830
1961-62	P/8 H.T. (315)	center support to case-w/aluminum case	1	8619312
1961-62	P/8 H.T. (315)	center support to case-w/cast iron case	1	8616152
1961-62	P/8 H.T. (10)	bearing to output shaft snap	2	8620305
1961-62	P/8 H.T. (10)	control valve T.V. shaft to valve body retainer	2	8619786
1961-62	P/8 H.T. (10)	driven torus snap	1	8619606
1961-62	P/8 H.T. (10)	front carrier to rear carrier snap	1	8619643
1961-62	P/8 H.T. (10)	rear bearing retainer snap	1	8620303
1961	P/8 H.T. (61-10)	rear internal to front sun gear snap	1	8619680
1961-62	P/8 H.T. (10)	reverse and internal piston supt. ret. to center supt. snap	2	8619658
1961-62	P/8 H.T. (10)	servo piston pin snap	1	8619872
1961-62	P/8 H.T. (10)	stationary cone to case snap	1	8619662
1962	P/8 H.T. (315)	output shaft bearing to clutch hsg.	1	8614188
1961-62	P/8 H.T. (315)	SNAP RING PKG., trans.	1	8618998

4.128 COOLER PARTS TRANSMISSION OIL

1961	P/8 H.T. (61-10)	BODY ASSY., oil cooler control valve	1	8620341
1961-62	P/8 H.T.	BRACKET, oil cooler inlet pipe	1	538746
1961-62	P/8 H.T.	oil cooler outlet pipe	1	538747
1961-62	P/8 H.T. (315) (4.265)	BOLT, oil cooler strap to case	1	8619377
1961-62	P/8 H.T. (1.166)	CLAMP, trans. oil cooler hose (11/16")	4	111603
1961-62	P/8 H.T.	CLIP, oil cooler pipe	1	538797
1961-62	P/8 H.T. (315)	oil cooler pipes to flywheel hsg.	1	538748
1961-62	P/8 H.T. (10) (8.963)	CONNECTOR, oil cooler pipes to case (3/8")	2	145476
1961-62	P/8 H.T.	FITTING, oil cooler pipe to radiator	2	535382
1961	P/8 H.T. (10)	GASKET, oil cooler control body case cover	1	8620326
1961-62	P/8 H.T.	HOSE, oil cooler pipe to fitting (11/32" I.D.x7")	2	540021
1961-62	P/8 H.T. (315)	PIPE, oil cooler inlet	1	538750
1961-62	P/8 H.T. (315)	oil cooler outlet	1	538751
1961-62	P/8 H.T. (10)	oil cooler inlet	1	538752
1961-62	P/8 H.T. (10)	oil cooler outlet	1	538753
1961	P/8 H.T. (315)	SEAL, oil cooler pipe-"O" ring	2	8619424
1961-62	P/8 H.T. (315)	oil cooler sleeve	2	8616494
1962	P/8 H.T. (315)	oil cooler pipe-"O" ring	2	8621707
1961-62	P/8 H.T. (315)	SLEEVE AND PIPE ASSY., oil cooler	2	8619419
1961-62	P/8 H.T. (315)	STRAP, oil cooler sleeve and pipe	1	8619423

4.129 WASHERS, TRANS. THRUST

1961-62	T/4-T/8 A.T.	clutch drum thrust (.055")	1	3780795
1961-62	T/4-T/8 A.T.	clutch drum thrust (.081")	1	3780794
1961-62	T/4-T/8 A.T.	frt. extension shaft coupling thrust	1	3784640
1961	T/4-T/8 A.T.	frt. oil pump drive plate thrust- (use w/3780763 pump assy.-casting No. 3780765)	1	3784643
1961	T/4-T/8 A.T.	frt. oil pump drive plate thrust- (use w/3795916 pump assy.-casting No. 3795926)	1	3796016
1961-62	T/4-T/8 A.T.	high clutch hub thrust	1	3782985
1961-62	P/8 H.T. (10)	internal gear to center supt.	1	8619637
1961-62	P/8 H.T. (10)	torus cover to case cover thrust (.027-.029)	AR	8620697
1961-62	P/8 H.T. (10)	torus cover to case cover thrust (.036-.038)	AR	8620698

1961-62	P/8 H.T. (10)	torus cover to case cover thrust	(.045-.047)	AR	8620699
1961-62	P/8 H.T. (10)	torus cover to case cover thrust	(.054-.056)	AR	8620700
1961-62	P/8 H.T. (315)	sun gear to carrier-bronze		1	8616091
1961-62	P/8 H.T. (315)	frt. sprag inner race to case support		1	8616097
1961-62	P/8 H.T. (315)	frt. unit torus backing-steel		1	8616646
1961-62	P/8 H.T. (315)	frt. unit drive torus-bronze		1	8616107
1961-62	P/8 H.T. (315)	rear unit center gear		1	8616433
1961-62	P/8 H.T. (315)	reverse internal gear to reverse clutch hsg.		1	8618398
1961-62	P/8 H.T. (315)	frt. internal gear backing-steel		Front	1 8618524
1961-62	P/8 H.T. (315)	frt. internal gear backing-steel		Rear	1 8618523
1961-62	P/8 H.T. (315)	rear unit and reverse output shaft	(.055"-.059" ident. No. 1)	1	8617821
1961-62	P/8 H.T. (315)		(.060"-.064" ident. No. 2)	1	8617822
1961-62	P/8 H.T. (315)		(.065"-.069" ident. No. 3)	1	8617823
1961-62	P/8 H.T. (315)		(.070"-.074" ident. No. 4)	1	8617824
1961-62	P/8 H.T. (315)		(.075"-.079" ident. No. 5)	1	8617825
1961-62	P/8 H.T. (315)		(.080"-.084" ident. No. 6)	1	8617826
1961-62	P/8 H.T. (315)		(.085"-.089" ident. No. 7)	1	8617827
1961-62	P/8 H.T. (315)		(.090"-.094" ident. No. 8)	1	8617828
1961-62	P/8 H.T. (315)		(.095"-.099" ident. No. 9)	1	8617829
1961-62	P/8 H.T. (315)	WASHER PKG., rear unit clutch hub-bronze		1	8619969

4.133 INDICATOR ASSY., TRANS. OIL LEVEL

1961	T/4-T/8 A.T.			1	539567
1961-62	P/8 H.T.			1	537460
1962	T/4-T/8 A.T.			1	541718
1961	T/4-T/8 A.T.	PIPE ASSY., oil filler and level indicator		1	539568
1961	P/8 H.T. (315)			1	537461
1961-62	P/8 H.T. (10)			1	537069
1962	T/4-T/8 A.T.			1	541267
1961-62	T/4-T/8 A.T.	SUPPORT, oil filler and level indicator pipe		1	539741
1961	P/8 H.T.			1	538881
1962	P/8 H.T.	exc. positive crankcase vent.		1	538881
1962	P/8 H.T.	w/positive crankcase vent.		1	543259
1961-62	P/8 H.T.	SEAL, oil filler tube-"O" ring		1	531917

4.137 PISTON, TRANS. REVERSE CLUTCH

1961-62	T/4-T/8 A.T.			1	6256551
---------	--------------	--	--	---	---------

4.138 RING-RETAINER-SEAT, TRANS. REVERSE CLUTCH

1961-62	T/4-T/8 A.T.	RING, reverse clutch pack retaining snap		1	6255704
1961-62	T/4-T/8 A.T.	reverse piston return spring seat retainer		1	6257190
1961-62	T/4-T/8 A.T.	RETAINER, reverse clutch pack snap		1	6257999
1961-62	T/4-T/8 A.T.	SEAT, reverse clutch piston return spring		1	6255697
1961-62	T/4-T/8 A.T.	SPRING PKG., trans. third & reverse clutch piston		2	3760223

4.152 LEVER, TRANS. OUTER SHIFT

1961-62	P/8 H.T. (315)			1	8619325
1961-62	P/8 H.T. (10)	exc. console		1	538784
1962	23-29 All H.T. (10)	w/console		1	542566
1961	P/8 H.T. (61-10)	WASHER, outer shift lever	(8,929)	1	120392

4.155 VALVE, FRONT UNIT TORUS COUPLING EXHAUST

1961-62	P/8 H.T. (315)		2	8616407
1961	P/8 H.T. (61-10)		2	8620891
1961-62	P/8 H.T. (10)	BOLT, driving torus	12	8620313
1961-62	P/8 H.T. (315)	BUSHING, front unit torus cover	1	8619939
1961-62	P/8 H.T. (10)	COVER PKG., torus exhaust valve	1	8620964
1961-62	P/8 H.T. (315)	COVER, front unit torus	1	8618949
1961-62	P/8 H.T. (10)	GASKET, cover to driving torus	1	8619618
1961-62	P/8 H.T. (10)	torus exhaust valve cover	2	8620367
1961-62	P/8 H.T. (10) (4.128)	RING, driven torus snap	1	8619606
1961-62	P/8 H.T. (10) (4.127)	input shaft oil seal	1	8620402
1961-62	P/8 H.T. (315) (4.128)	torus cover to driving torus (7-21/32" O.D.)	1	8620640
1961-62	P/8 H.T. (10)	SCREW, torus exhaust valve cover	2	8620365
1961	P/8 H.T. (315)	SEAL, torus cover oil (6-9/16" I.D.)	2	8616479
1962	P/8 H.T. (315)	torus cover to drive torus	2	8620875
1961-62	P/8 H.T.	SPRING, torus coupling exhaust valve	2	8616406

4.156 TORUS ASSY., TRANS. FRONT UNIT

1961-62	P/8 H.T. (315)	drive	1	8618649
1961-62	P/8 H.T. (315)	driven	1	8619039
1961-62	P/8 H.T. (10)	drive-includes cover	1	8620957
1961-62	P/8 H.T. (10)	driven	1	8620911
1961-62	P/8 H.T. (10)	BEARING PKG., torus cover to driven torus thrust	1	8620910
1961-62	P/8 H.T. (10)	driven torus to carrier shaft thrust	1	8620912
1961-62	P/8 H.T. (315)	BUSHING, driven torus	1	8619930
1961-62	P/8 H.T. (10) (4.127)	RING, driven torus oil seal	1	8621028
1961-62	P/8 H.T. (10) (4.127)	driven torus assy., oil seal	1	8619610
1961-62	P/8 H.T. (10) (4.127)	input shaft oil seal	1	8619591
1961-62	P/8 H.T. (315) (4.127)	driven torus shaft oil seal (3/32"x1-19/32")	1	8616481
1961-62	P/8 H.T. (315) (4.127)	frt. pump and torus (3/32"x2-1/8")	2	8616034
1961-62	P/8 H.T. (315) (4.127)	frt. unit torus hub oil seal (3/32"x2")	1	8618847
1961-62	P/8 H.T. (315) (4.129)	WASHER, frt. unit drive torus-bronze	1	8616107
1961-62	P/8 H.T. (315) (4.129)	frt. unit torus backing-steel	1	8616646
1961-62	P/8 H.T. (10) (4.129)	torus cover to case cover thrust (.027-.029)	AR	8620697
1961-62	P/8 H.T. (10) (4.129)	torus cover to case cover thrust (.036-.038)	AR	8620698
1961-62	P/8 H.T. (10) (4.129)	torus cover to case cover thrust (.045-.047)	AR	8620699
1961-62	P/8 H.T. (10) (4.129)	torus cover to case cover thrust (.054-.056)	AR	8620700

4.157 MULTIPLIER ASSY., TRANSMISSION

1961-62	P/8 H.T. (10 P & PB)	20° blade angle	1	8620981
1961-62	P/8 H.T. (10 PA & PE)	34° blade angle	1	8620980
1961-62	P/8 H.T. (10) (4.127)	RING, multiplier hub to drive torus oil seal	1	8620813

4.158 GEAR ASSY., TRANS. FRONT INTERNAL

1961-62	P/8 H.T. (315)		1	8618271
1961-62	P/8 H.T. (10)	GEAR AND HOUSING ASSY., trans. front clutch	1	8620425
1961-62	P/8 H.T. (315)	BEARING AND WASHER PKG., frt. unit thrust	1	8619946
1961-62	P/8 H.T. (315)	BUSHING, front internal gear	1	8619931
1961-62	P/8 H.T. (315)	SPACER, front internal gear (.045"-.047" ident. No. 1)	1	8618319
1961-62	P/8 H.T. (315)	(.058"-.060" ident. No. 2)	1	8618320
1961-62	P/8 H.T. (315)	(.071"-.073" ident. No. 3)	1	8618321
1961-62	P/8 H.T. (315)	(.084"-.086" ident. No. 4)	1	8618322
1961-62	P/8 H.T. (315)	(.097"-.099" ident. No. 5)	1	8618323
1961-62	P/8 H.T. (315)	(.110"-.112" ident. No. 6)	1	8618324

1961-62	P/8 H.T. (315)	(.123"- .125" ident. No. 7)	1	8618325
1961-62	P/8 H.T. (315)	(.136"- .138" ident. No. 8)	1	8618326
1961-62	P/8 H.T. (315)	(.149"- .151" ident. No. 9)	1	8618327
1961-62	P/8 H.T. (315)	(.162"- .164" ident. No. 10)	1	8618328
1961-62	P/8 H.T. (315)	(.175"- .177" ident. No. 11)	1	8618329
1961-62	P/8 H.T. (315) (4.129)	WASHER, frt. internal gear backing	1	8618524
1961-62	P/8 H.T. (315) (4.129) Rear	1	8618523
1961-62	P/8 H.T. (10) (4.129)	internal gear to center supt.	1	8619637

4.159 GEAR, TRANS. FRONT SUN

1961-62	P/8 H.T. (315)		1	8618277
1961-62	P/8 H.T. (10)		1	8620449
1961-62	P/8 H.T. (61-10)	BEARING PKG., front carrier to front sun gear thrust	1	8620915
1961-62	P/8 H.T. (10)	front sun to front internal gear thrust	1	8620916
1961	P/8 H.T. (61-10) (4.128)	RING, rear internal to front sun gear snap	1	8619680
1961-62	P/8 H.T. (315) (4.128)	frt. sun gear to intermediate shaft snap	1	8618282
1961-62	P/8 H.T. (315) (4.129)	WASHER, frt. sun gear to carrier-bronze	1	8616091

4.161 CARRIER ASSY., TRANS. FRONT UNIT

1961	P/8 H.T. (10)		1	8620446
1962	P/8 H.T. (10)		1	8621663
1961-62	T/4-T/8 A.T.	CARRIER ASSY., planet (2nd type 1961-see note on page 215 before replacing this part)	1	3795320
1961	T/4-T/8 A.T.	REPAIR PKG., trans. low sun gear rear thrust washer-consists of: 1 carrier assy., 1 shaft & bushing assy., 1 flange assy.	1	539588
1961-62	P/8 H.T. (10) (4.128)	RING, front carrier to rear carrier snap	1	8619643
1961-62	P/8 H.T. (315) (4.127)	intermediate shaft to frt. torus hub oil seal	1	8616052
1961-62	P/8 H.T. (315)	SHAFT, rear unit and reverse intermediate-less hub	1	8616095

4.162 DRUM, TRANS. NEUTRAL CLUTCH

1961-62	P/8 H.T. (315)		1	8617478
1961-62	P/8 H.T. (315)	BUSHING, neutral clutch case center supt.	1	8619934
1961-62	T/4-T/8 A.T.	low sun gear	1	6255742
1961-62	T/4-T/8 A.T.	FLANGE AND LOW SUN GEAR ASSY., high clutch (2nd type 1961-see note of page 215 before replacing this part)	1	3795254
1961	P/8 H.T. (61-10)	KEY, clutch drum-use w/8619664 supt. assy.	1	8619668
1961-62	P/8 H.T. (10)	clutch drum-use w/8620757 supt. assy.	1	8620755
1961-62	P/8 H.T. (315) (4.189)	neutral clutch drum	1	8616605
1961-62	P/8 H.T. (10) (4.128)	RING, reverse and neutral piston supt. retainer to center supt. snap	2	8619658
1961-62	P/8 H.T. (315) (4.128)	center supt. to case-w/aluminum case	1	8619312
1961-62	P/8 H.T. (315) (4.128)	center supt. to case-w/cast iron case	1	8616152
1961-62	P/8 H.T. (315) (4.127)	center supt. oil seal	2	8617567
1961-62	T/4-T/8 A.T.	high clutch flange retainer	1	6255673
1961-62	P/8 H.T. (10)	SEAL, case to center supt.	3	8619722
1961-62	P/8 H.T. (10)	SPRING, oil seal positioning	3	8621121
1961-62	P/8 H.T. (10)	SUPPORT PKG., reverse and neutral piston case		
			center	1	8620970
1961-62	P/8 H.T. (315)	neutral clutch case	1	8616897

4.163 PLATE, TRANSMISSION CLUTCH

1961-62	P/8 H.T. (10)	front clutch backing	1	8619626
1961-62	P/8 H.T. (10)	front clutch drive	7	8619627
1961-62	P/8 H.T. (10)	front clutch driven	7	8619628
1961-62	P/8 H.T. (315)	neutral clutch drive	5	8618366
1961-62	P/8 H.T. (315)	neutral clutch driven	4	8616475
1961-62	P/8 H.T. (315)	rear unit clutch drive	7	8618835
1961-62	P/8 H.T. (315)	rear unit clutch driven	7	8618819
1961-62	P/8 H.T. (10)	neutral clutch backing	1	8619673
1961-62	P/8 H.T. (10)	neutral clutch drive	4	8619674
1961-62	P/8 H.T. (10)	neutral clutch driven	4	8619675
1961-62	T/4-T/8 A.T.	high clutch drive	2	3779904
1961-62	T/4-T/8 A.T.	high clutch driven	4	3779903
1961-62	T/4-T/8 A.T.	reverse clutch drive	3	3759799
1961-62	T/4-T/8 A.T.	reverse clutch pressure	1	6257025
1961-62	T/4-T/8 A.T.	reverse clutch reaction	3	6256553

4.164 SPRING, CLUTCH RELEASE

1961-62	P/8 H.T. (10)	front clutch release	20	8619636
1961-62	P/8 H.T. (10)	neutral clutch release	16	8619672
1961-62	P/8 H.T. (315)	neutral clutch release-wave	5	8616476
1961-62	P/8 H.T. (315)	rear clutch release	8	8616132
1961-62	P/8 H.T. (315)	RETAINER, rear clutch drum release spring	1	8616054
1961-62	P/8 H.T. (315) (4.128)	RING, rear clutch spring retainer . . (1/16"x2 3/4")	1	8616060

4.164 TRANS. HIGH CLUTCH PARTS

1961-62	T/4-T/8 A.T.	HUB, high clutch	1	3780759
1961-62	T/4-T/8 A.T.	RING, high clutch piston return seat snap	1	6255698
1961-62	T/4-T/8 A.T.	SEAT, high clutch piston return spring	1	6256257
1961-62	T/4-T/8 A.T. (4.129)	WASHER, high clutch hub thrust	1	3782985

4.165 PLATE-SPRING, TRANS. OVERRUN CLUTCH

1961-62	P/8 H.T. (315)	PLATE ASSY.	1	8618704
1961-62	P/8 H.T. (315)	SPRING, overrun clutch release-wave	1	8616209

4.166 PISTON-SEAL PKG., TRANS. CLUTCH

1961-62	P/8 H.T. (10 P, PB & PE)	PISTON, front clutch	1	8619635
1961-62	P/8 H.T. (10 PA & PAH)	front clutch	1	8620792
1961-62	P/8 H.T. (10)	neutral clutch	1	8619670
1961-62	P/8 H.T. (10)	reverse clutch	1	8619653
1961-62	P/8 H.T. (315)	neutral clutch	1	8616899
1961-62	P/8 H.T. (315)	overrun clutch	1	8616896
1961-62	P/8 H.T. (315)	rear clutch drum rear	1	8617416
1961-62	P/8 H.T. (315)	reverse clutch	1	8619239
1961-62	T/4-T/8 A.T.	high clutch	1	3782107
1961-62	T/4-T/8 A.T.	SEAL PKG., reverse clutch piston	1	3785439
1961-62	T/4-T/8 A.T.	high clutch piston	1	3785351
1961-62	P/8 H.T. (10)	front piston	1	8620914
1961-62	P/8 H.T. (10)	neutral clutch piston	1	8620918
1961-62	P/8 H.T. (10)	reverse piston	1	8620917
1961-62	P/8 H.T. (315)	neutral clutch piston	1	8616919
1961-62	P/8 H.T. (315)	overrun clutch piston	1	8616918
1961-62	P/8 H.T. (315)	reverse clutch piston	1	8618997
1961-62	P/8 H.T. (315)	rear clutch piston Inner and outer	1	8616909

4.167 SPRAG ASSY., TRANS. FRONT OVERRUN CLUTCH

1961-62	P/8 H.T. (315)		1	8618363
1961-62	P/8 H.T. (315)	RING, frt. sprag retainer snap (Spirolox)	1	8616057

4.168 RACE-WASHER, TRANS. FRONT SPRAG

1961-62	P/8 H.T. (315)	RACE, front sprag-splined	Inner	1	8618033
1961-62	P/8 H.T. (315) (4.129)	WASHER, frt. sprag inner race to case supt.		1	8616097

4.169 DRUM-BUSHING-RING-WASHER, CLUTCH DRUM

1961-62	T/4-T/8 A.T.	DRUM ASSY., high clutch-w/bushing		1	3780755
1961-62	T/4-T/8 A.T.	BUSHING, high clutch drum		1	3780782
1961	T/4-T/8 A.T.	RING, clutch drum inner oil seal		2	3780786
1962	T/4-T/8 A.T.	clutch drum inner oil seal		2	3798824
1961-62	T/4-T/8 A.T. (4.129)	WASHER, clutch drum thrust	(.055")	1	3780795
1961-62	T/4-T/8 A.T. (4.129)	clutch drum thrust	(.081")	1	3780794

4.172 SHAFT, TRANS. REAR UNIT MAIN

1961-62	P/8 H.T. (315)			1	8618376
1961-62	P/8 H.T. (10)			1	8620437
1961-62	P/8 H.T. (10)	BEARING PKG., rear carrier to rear sun gear thrust (▲)		1	8620920
1962	P/8 H.T. (10)	rear shaft to rear sun gear thrust (■)		1	8621944
1961-62	P/8 H.T. (315)	BEARING ASSY., center gear thrust		1	457209
1961-62	P/8 H.T. (10)	SUN GEAR AND DAMPER ASSY., rear unit (■)		1	8619604
1962	P/8 H.T. (10)	rear unit (■)		1	8621822
1961-62	P/8 H.T. (315)	SUN GEAR, rear unit and reverse rear center		1	8617948
1961-62	P/8 H.T. (315)	RETAINER, rear unit and reverse thrust backing washer		1	8617949
1961-62	P/8 H.T. (315) (4.128)	RING, center gear to mainshaft (Tru-Arc)		1	8616503
1961-62	P/8 H.T. (315) (4.128)	center gear to mainshaft (Spirolox)		1	8617953

▲NOTE: Use prior to serial No's. P-8963, PA-1087, PB-1712 & PE-2315 on 1962 models.

■NOTE: Used on 1962 trans. thru No's. P-8963, PA-1087, PB-1712 & PE-2315.

■NOTE: Used after trans. No's. P-8963, PA-1087, PB-1712 & PE-2315.

4.176 WASHER, LOW SUN GEAR FRONT THRUST

1961-62	T/4-T/8 A.T.	planet pinion thrust		3	3750743
1961-62	T/4-T/8 A.T.			1	6256857

4.177 CARRIER ASSY., REAR PLANET

1961-62	P/8 H.T. (10)	(▲)		1	8620978
1962	P/8 H.T. (10)	(▲▲)		1	8621820
1961-62	P/8 H.T. (10)	PACKAGE, rear planet pinion-use w/8620987			
		Gasket Pkg. (▲)		1	8620975
1961	P/8 H.T. (315)	rear planet pinion (Phased)		1	8619981
1961	P/8 H.T. (315 P, PA & PB)	SHAFT ASSY., output		1	8619354
1961	P/8 H.T. (315 PE)			1	8620650
1962	P/8 H.T. (315 P, PA & PB)			1	8621539
1962	P/8 H.T. (315 PE)			1	8621541
1961-62	P/8 H.T. (10)	BOLT, rear planet carrier		4	8620403
1961-62	P/8 H.T. (10)	GASKET PKG., rear planet pinion-use w/8620975			
		Pinion Pkg.		1	8620987
1961	P/8 H.T. (61-10)	WASHER, trans. rear planet pinion thrust	AR	1	8621901

▲NOTE: Used on 1962 trans. thru No's. P-8963, PA-1087, PB-1712 & PE-2315.

▲▲NOTE: Used after trans. No's. P-8963, PA-1087, PB-1712 & PE-2315.

4.180 SPRAG ASSY., TRANSMISSION

1961-62	P/8 H.T. (315)		1	8618372
1961-62	P/8 H.T. (10)	w/bushing	1	8619677
1961-62	P/8 H.T. (10)	BUSHING, trans. sprag assy.	2	8620944
1961-62	P/8 H.T. (10)	RACE, trans. sprag	1	8619676
1961-62	P/8 H.T. (315)	rear unit sprag	1	8616103
1961-62	P/8 H.T. (10)	RETAINER, trans. sprag	1	8619678
1961-62	P/8 H.T. (315)	rear clutch drum rear unit sprag clutch	1	8617627
1961-62	P/8 H.T. (315)	(4.167) RING, rear drum outer race retainer (Spirolox)	1	8616057

4.184 CYLINDER-DRUM-PLATE-BUSHING, REAR CLUTCH

1961-62	P/8 H.T. (315)	CYLINDER ASSY., rear unit clutch	1	8617624
1961-62	P/8 H.T. (315)	DRUM, rear unit clutch-brake	1	8616119
1961-62	P/8 H.T. (315)	PLATE, rear unit and reverse clutch backing	1	8616118
1961-62	P/8 H.T. (315)	BUSHING, rear clutch drum case center supt.	1	8619935

4.186 HUB, TRANS. REAR UNIT CLUTCH

1961-62	P/8 H.T. (315)		1	8616112
1961-62	P/8 H.T. (315)	(4.128) RING, rear unit and reverse intermediate shaft	1	8618830
1961-62	P/8 H.T. (315)	(4.129) WASHER PKG., rear unit clutch hub	1	8619969

4.187 GEAR, REAR UNIT INTERNAL

1961-62	P/8 H.T. (315)		1	8616110
1961-62	P/8 H.T. (10)	w/bushing (▲)	1	8620460
1962	P/8 H.T. (10)	w/bushing (▲▲)	1	8621817
1961-62	T/4-T/8 A.T.	trans. reverse ring	1	6256552
1961-62	P/8 H.T. (10)	BEARING PKG., rear internal to rear carrier thrust	1	8620919

▲NOTE: Used on 1962 trans. thru No's. P-8963, PA-1087, PB-1712 & PE-2315.

▲▲NOTE: Used after trans. No's. P-8963, PA-1087, PB-1712 & PE-2315.

4.188 HOUSING AND PLUG PKG., TRANS. REVERSE CLUTCH

1961-62	P/8 H.T. (315)		1	8619947
1961-62	P/8 H.T. (315)	GASKET, reverse clutch housing to case	1	8618751
1961-62	P/8 H.T. (315)	SCREEN ASSY., governor feed	1	8620556

4.189 CONE-KEY-RETAINER-RING-SPRING, REVERSE UNIT

1961-62	P/8 H.T. (10)	CONE, reverse	1	8619659
1961-62	P/8 H.T. (315)	reverse stationary	1	8618736
1961-62	P/8 H.T. (10)	reverse stationary	1	8619661
1961	P/8 H.T. (61-10)	(4.162) KEY, clutch drum-use w/8619664 supt. assy.	1	8619668
1961-62	P/8 H.T. (10)	(4.162) clutch drum-use w/8620757 supt. assy.	1	8620755
1961-62	P/8 H.T. (315)	stationary cone	1	8616605
1961-62	P/8 H.T. (10)	stationary stop-use w/8619661 cone	1	8619660
1961-62	P/8 H.T. (10)	RETAINER, reverse and neutral piston supt. release spring	2	8619657
1961-62	P/8 H.T. (315)	reverse piston release spring	1	8618746
1961-62	P/8 H.T. (10)	(4.128) RING, stationary cone to case snap	1	8619662
1961-62	P/8 H.T. (315)	reverse piston retainer	1	8618747
1961-62	P/8 H.T. (10)	SPRING, reverse clutch release	12	8619656
1961-62	P/8 H.T. (315)	reverse clutch cone release	1	8618886
1961-62	P/8 H.T. (315)	reverse piston release	1	8619278

4.190 GEAR ASSY., REVERSE UNIT DRIVE

1961-62	P/8 H.T. (315)	w/flange	1	8617817
1961-62	P/8 H.T. (315)	BUSHING, reverse center gear	1	8618136
1961-62	P/8 H.T. (315) (4.128)	RING, rear unit reverse flange to rear drum	2	8616015

4.192 CARRIER ASSY., REVERSE UNIT PLANET

1961-62	P/8 H.T. (315)		1	8618733
1961-62	P/8 H.T. (315) (4.128)	RING, reverse planet carrier retainer	1	8606763

4.193 GEAR ASSY., REVERSE INTERNAL

1961-62	P/8 H.T. (315)		1	8618737
1961-62	P/8 H.T. (315)	BUSHING, reverse internal gear	1	8619938
1961-62	P/8 H.T. (315) (4.129)	WASHER, reverse internal gear to reverse clutch hsg.	1	8618398

4.195 PAN, TRANS. OIL

1961-62	P/8 H.T. (315)		1	8619210
1961-62	P/8 H.T. (10)		1	8619838
1961-62	T/4-T/8 A.T.		1	6256354
1961-62	P/8 H.T. (10)	BOLT AND WASHER, trans. oil pan to case	21	8620721
1961-62	T/4-T/8 A.T.	CONNECTOR, oil pan filler tube	1	3759304

4.196 GASKET, TRANS. OIL PAN

1961-62	P/8 H.T. (315)		1	8619209
1961-62	P/8 H.T. (10)		1	8619837
1961-62	T/4-T/8 A.T.		1	6256356

4.197 SEAL-SCREEN ASSY., OIL SUPPLY PUMP SUCTION

1961-62	T/4-T/8 A.T.	SEAL, valve body screen assy.	1	6257263
1961-62	T/4-T/8 A.T.	SCREEN ASSY., valve body	1	6256326

4.200 PUMP ASSY., TRANS. OIL

1961	T/4-T/8 A.T.	front (Casting No. 3780765)	1	3780763
1961-62	T/4-T/8 A.T.	rear-w/plate	1	6257762
1962	T/4-T/8 A.T.	front-w/washer	1	540859
1961-62	T/4-T/8 A.T.	VALVE, front oil pump check	2	6256323
1961-62	T/4-T/8 A.T.	rear oil pump check	1	3783780
1961-62	T/4-T/8 A.T. (8.900)	BOLT, frt. oil pump to frt. ext. (5/16"-18x3-1/4" lock)	1	9415986

4.203 SHAFT ASSY., TORQUE CONVERTER PUMP DRIVE

1961-62	T/4-T/8 A.T.		1	3780768
1961-62	T/4-T/8 A.T. (8.900)	BOLT, frt. oil pump to extension (5/16"-18x1-3/8")	4	9409976
1961-62	T/4-T/8 A.T.	BUSHING, frt. oil pump body Rear	1	3780766

1961-62	T/4-T/8 A.T.	frt. oil pump body-use w/3795916 pump assy. . Front	1	3795918
1961-62	T/4-T/8 A.T.	rear oil pump body	1	6256292
1961-62	T/4-T/8 A.T.	COUPLING, pump shaft to prop. shaft	2	540348
1961-62	T/4-T/8 A.T.	GASKET, front oil pump body	1	6256250
1961-62	T/4-T/8 A.T.	INSULATOR, pump shaft to prop. shaft coupling	4	540349
1961-62	T/4-T/8 A.T.	PIN, rear oil pump drive	2	6256358
1961-62	T/4-T/8 A.T.	PLATE, rear oil pump wear	1	6255748
1961-62	T/4-T/8 A.T.	front oil pump drive	1	3784642
1961-62	T/4-T/8 A.T.	RETAINER, front pump air relief ball	1	6257254
1961-62	T/4-T/8 A.T.	RING, trans. stator shaft oil	1	6255756
1961-62	T/4-T/8 A.T. (8.934)	torque converter pump drive shaft retainer . (25/32")	1	9416877
1961-62	T/4-T/8 A.T.	SPACER, planet carrier-selective (.016")	AR	6256827
1961-62	T/4-T/8 A.T.	trans. shaft to prop. shaft coupling	1	540352
1961	T/4-T/8 A.T. (4.129)	WASHER, frt. oil pump drive plate thrust (use w/3780763 pump, casting No. 3780765) (.060")	1	3784643
1961	T/4-T/8 A.T. (4.129)	frt. oil pump drive plate thrust (use w/3795916 Pump, casting No. 3795926) (.090")	1	3796016
1961-62	T/4-T/8 A.T.	trans. pump thrust	1	6256235

4.205 MODULATOR ASSY., VACUUM

1961	T/4-T/8 A.T.	1	6257061
1962	T/4-T/8 A.T.	1	3812741
1961-62	T/4-T/8 A.T.	BODY ASSY., hydraulic modulator valve	1	3782104
1961-62	T/4-T/8 A.T.	VALVE, hydraulic modulator	1	3782106
1961-62	T/4-T/8 A.T.	vacuum modulator	1	6256340
1961	T/4 A.T.	CLAMP, trans. vacuum tube to pipe	1	541536
1961-62	T/4 A.T.	CLIP, vacuum pipe to flywheel housing	1	539949
1961-62	T/8 A.T.	vacuum pipe to flywheel housing	1	540094
1961-62	T/4-T/8 A.T.	vacuum pipe to trans.	1	539950
1961	T/4-T/8 A.T.	vacuum pipe to torque tube	1	540311
1962	T/4-T/8 A.T.	vacuum pipe to torque tube (2-3/16" long x 3/4" wide)	1	542535
1962	T/4-T/8 A.T.	vacuum pipe to torque tube (3-1/4" long x 1-3/16" wide)	1	542744
1961	T/8 A.T.-2 B.C. exc. A.C. (8.963)	CONNECTOR, trans. vacuum pipe-brass (1/4" ball sleeve tube)	1	114626
1962	T/8 A.T.	trans. vacuum pipe	1	543132
1961-62	T/4-T/8 A.T.	GASKET, vacuum modulator	1	6257218
1961-62	T/4-T/8 A.T.	TUBE, vacuum pipe to trans.	1	541524
1961	T/4-T/8 A.T.	carb. to trans. vacuum pipe and front to rear pipe . .	2	541524
1961	T/4 A.T.-4B.C.	ORIFICE, carb. to trans. vacuum pipe	1	540933
1961	T/4 A.T.-1 B.C.	PIPE, carb. to trans. vacuum Front	1	536989
1961	T/4 A.T.-4 B.C.	carb. to trans. vacuum (▲) Front	1	536990
1961	T/4 A.T.-4 B.C.	carb. to trans. vacuum (▲▲) Front	1	540461
1962	T/4 A.T.-4 B.C.	carb. to trans. vacuum	1	542236
1962	T/4 A.T.-1 B.C.	manifold to trans. vacuum	1	542234

▲NOTE: 1st type-used on first 4,517 7019066 carbs.
▲▲NOTE: 2nd type-used after 4,517 7019066 carbs.

4.208 SPRING, TRANS. LINE PRESSURE LIMITING VALVE

1961-62	T/4-T/8 A.T.	1	3788040
1961-62	T/4-T/8 A.T. (8.939)	PIN, limiting valve spring to modulator body retainer (1/8" x 3/4")	1	455734

4.210 GEAR, TRANS. GOVERNOR DRIVE

1961-62	P/8 H.T. (315)	1	8618752
1961-62	P/8 H.T. (315) (4.128)	RING, governor drive gear snap	2	8614096

4.211 GEAR, TRANS. GOVERNOR DRIVEN

1961-62 P/8 H.T. (315) 1 8618759

4.212 SLEEVE, TRANS. SERVO COVER LOCATING

1961-62 T/4-T/8 A.T. 1 3759098

4.213 BALL, TRANS. REAR PUMP CHECK VALVE

1961-62 T/4-T/8 A.T. (8.899) (1/2" dia.-steel) 1 453578

4.215 PLATE, TRANS. VALVE BODY TRANSFER

1961-62 T/4-T/8 A.T. 1 6257530

4.216 VALVE, TRANS. OIL PRESSURE REGULATOR

1961-62 P/8 H.T. (10) w/cushion 1 8619573
1961-62 P/8 H.T. (315) 1 8616202
1961-62 T/4-T/8 A.T. 1 6256300
1961-62 T/4-T/8 A.T. trans. manual 1 6257749
1961-62 P/8 H.T. (10) CUSHION, oil pump pressure regulator valve 1 8619574
1961-62 P/8 H.T. (10) PLUG, pressure regulator 1 8620599
1961-62 P/8 H.T. (10) pump line boost-low pressure-V groove on end 1 8620471
1961-62 P/8 H.T. (10) pump line boost-med. pressure-beed on end 1 8620472
1961-62 P/8 H.T. (10) pump line boost-high pressure-plain end 1 8620473
1961-62 T/4-T/8 A.T. (8.971) valve body pressure test holes (1/8") 7 444687
1961-62 P/8 H.T. (315) PLUG PKG., pressure regulator 1 8616904
1961-62 T/4-T/8 A.T. RING, valve body shift valve plug sleeve ret. 1 6256308
1961-62 P/8 H.T. (10) SPRING, oil pump pressure regulator 1 8620469
1961-62 P/8 H.T. (315 P, PE & PB) pressure regulator 1 8616204
1961-62 P/8 H.T. (315 PA) pressure regulator 1 8617968
1961-62 P/8 H.T. (10) SEAL, oil pump pressure regulator 1 8615856
1961-62 P/8 H.T. (315) oil pump pressure regulator plug 1 8611804
1961-62 P/8 H.T. (10) STOP, pump line boost plug 1 8620598
VALVE (See Group 4.234 for use) 3751214

4.216 VALVE BODY, TRANS. OIL PRESSURE REGULATOR

1961 T/4-T/8 A.T. use w/6256327 governor assy. 1 3780743
1962 T/4 A.T. 1 3815528
1962 T/8 A.T. 1 3815530
1961-62 T/4-T/8 A.T. RING, pressure regulator valve spring inner seat snap 1 3744352
1961 T/4-T/8 A.T. SPRING, pressure regulator valve 1 3782984
1961-62 T/4-T/8 A.T. oil pump check valve 2 6257100
1962 T/4 A.T. pressure regulator valve 1 3782984
1962 T/8 A.T. pressure regulator valve 1 3759099

4.217 GASKET-NUT-PIN-SCREW, TRANS. MAIN VALVE BODY

1961-62 T/4-T/8 A.T. GASKET, valve body 1 6256296
1961-62 T/4-T/8 A.T. to case 1 6257531
1961-62 T/4-T/8 A.T. NUT, trans. throttle valve spring adj. 1 3767300
1961-62 T/4-T/8 A.T. (8.934) RING, trans. throttle valve locating (7/32" groove dia.) 1 9416713
1961-62 T/4-T/8 A.T. SCREW, modulator valve body to transfer plate 4 6256830
1961-62 T/4-T/8 A.T. PIN, valve body to case locating 2 3769896

4.218 SCREW, TRANS. RANGE SELECTOR INNER ADJUSTER LEVER

1961-62 T/4-T/8 A.T. 1 3770137

4.220 SEAL

SEAL (see Group 3.582 for use) 3732225

4.222 PIPE ASSY., TRANS. VALVE BODY FEED

1961-62 P/8 H.T. (10) 1 8620783
1961-62 P/8 H.T. (315) front pump intake 1 8619280

4.223 SEAL, TRANS. OIL PUMP INTAKE

1961-62 P/8 H.T. (315) front pump "O" ring (7/8"LD.) 1 8616279
1961-62 P/8 H.T. (10) strainer to case-"O" ring 1 8619836
1961-62 P/8 H.T. (10) valve body pipe adapter to channel plate
"O" ring (9/16"LD.) 1 8616280
1961-62 P/8 H.T. (10) valve body spacer bracket to case cover 1 8619832
1961-62 P/8 H.T. (10) SEAL PKG., trans. feed pipe assy. 1 8620926

4.224 STRAINER, TRANS. OIL

1961-62 P/8 H.T. (10) 1 8619835
1961-62 P/8 H.T. (315) 1 8619214
1961-62 P/8 H.T. (315) CLIP, oil strainer retaining 1 8619281

4.225 COVER-GASKET, SERVO AND ACCUMULATOR

1961-62 P/8 H.T. (315) COVER 1 8619126
1961-62 P/8 H.T. (10) 1 8619720
1961-62 P/8 H.T. (10) GASKET, servo and accumulator 1 8619721
1961-62 P/8 H.T. (315) accumulator 1 8619127

4.226 BODY, SERVO AND ACCUMULATOR

1961-62 P/8 H.T. (315 P & PE) 1 8619123
1961-62 P/8 H.T. (315 PA) 1 8619122
1961-62 P/8 H.T. (315 PB) 1 8620524

4.226 PUMP ASSY., TRANSMISSION

1961 P/8 H.T. (315) 1 8619961
1961 P/8 H.T. (61-10) 1 8620961
1962 P/8 H.T. (315) 1 8619976
1962 P/8 H.T. (10) 1 8621933
1961-62 P/8 H.T. (8.899) BALL, frt. pump check valve (1/4" dia.) 1 104918
1961-62 P/8 H.T. (315) BOLT, frt. pump cover to pump (3/8"-16x2-7/8") 3 8617658
1961-62 P/8 H.T. (315) front pump to body (5/16"-18x1" washer hd.) 1 8617629
1961-62 P/8 H.T. (315) BUSHING, front pump body 1 8617596

1961-62	P/8 H.T. (315)	front pump rotor	1	8619933
1961-62	P/8 H.T. (10)	PIN, pump coupling feed limit valve	1	8619564
1961-62	P/8 H.T. (10) (8.939)	pump cover to body (1/4"x5/8")	1	455488
1961-62	P/8 H.T. (315)	frt. pump torus feed and check valve spring	2	8616539
1961-62	P/8 H.T. (10)	PLUG ASSY., coupling feed limit	1	8620907
1961-62	P/8 H.T. (315)	RETAINER, frt. pump torus feed valve spring	1	8616465
1961-62	P/8 H.T. (315)	RING, oil pump seal-w/steel insert (5/16" I.D. x 7/16" O.D.)	1	8619374
1961-62	P/8 H.T. (10)	SEAL, pump body to case cover-"O" ring	1	8619563
1961-62	P/8 H.T. (10)	pump coupling feed limit valve plug to pump body-"O" ring	1	8619568
1961-62	P/8 H.T. (10)	oil pump	1	8619560
1961-62	P/8 H.T. (10)	SPRING, pump coupling feed limit valve	1	8619569
1961-62	P/8 H.T. (10)	pump priming Inner	1	8615898
1961-62	P/8 H.T. (10)	pump priming Outer	1	8615899
1961-62	P/8 H.T. (315)	frt. pump torus feed valve	1	8616467
1961-62	P/8 H.T. (315)	oil cooler by-pass check valve	1	8616466
1961-62	P/8 H.T. (315)	SPRING PKG., front oil pump priming	1	8616928
1961-62	P/8 H.T. (10)	VALVE, pump coupling feed limit	1	8619572
1961	P/8 H.T. (315)	front oil pump torus feed	1	8616468
1962	P/8 H.T. (315)	front oil pump torus feed	1	8619254

4.228 PISTON, TRANS. LOW SERVO

1961-62	P/8 H.T. (315)	servo	1	8619132
1961-62	P/8 H.T. (315)	accumulator	1	8619131
1961-62	P/8 H.T. (10)	upper accumulator	1	8619714
1961-62	P/8 H.T. (10)	lower accumulator	1	8619713
1961	P/8 H.T. (10)	PISTON AND SPRING PKG., servo	1	8620995
1961-62	P/8 H.T. (10) (4.128)	RING, servo piston pin snap	1	8619872

4.228 PISTON, SERVO AND ACCUMULATOR

1961-62	T/4-T/8 A.T.		1	6256264
1961-62	T/4-T/8 A.T.	ROD, low servo piston	1	6256262
1961-62	T/4-T/8 A.T.	RING, low servo piston	1	6257022
1961-62	T/4-T/8 A.T.	RETAINER, low servo piston rod	1	3713624
1961-62	T/4-T/8 A.T.	SPRING, low servo piston apply	1	6256263
1961-62	T/4-T/8 A.T.	low servo piston return	1	6256266
1961-62	T/4-T/8 A.T.	WASHER, low servo apply piston spring seat	1	3702807

4.229 RING, SERVO OIL SEAL

1961-62	P/8 H.T. (10) (4.127)		1	8616878
1961-62	P/8 H.T. (315) (4.127)	accumulator piston outer (3/32"x2-1/4")	1	8616031
1961-62	P/8 H.T. (4.127)	low accumulator oil seal-aluminum (3/32"x2-3/4")	1	8616048
1961-62	P/8 H.T. (10) (4.127)	SEAL, upper accumulator piston oil	1	8620369
1961-62	P/8 H.T. (10)	WASHER, servo piston	1	8619874

4.230 VALVE, TRANS. ACCUMULATOR TRIMMER

1961-62	P/8 H.T. (315 P & PE)		1	8618896
1961-62	P/8 H.T. (315 PA)		1	8617983
1961-62	P/8 H.T. (315 PB)		1	8620530
1961-62	P/8 H.T. (315 P, PB & PE)	throttle valve accumulator	1	8618895

1961-62	P/8 H.T. (315 PA)	throttle valve accumulator	1	8617984
1961-62	P/8 H.T. (10)	PIN, accumulator piston	1	8619710
1961-62	P/8 H.T. (315)	accumulator piston	1	8619128
1961-62	P/8 H.T. (10)	servo piston	1	8620892
1961-62	P/8 H.T. (315P, PA & PE)	PLUG, accumulator trimmer valve	1	8619137
1961-62	P/8 H.T. (315 PB)	accumulator valve	1	8620523
1961-62	P/8 H.T. (315)	RETAINER, accumulator valve plug	1	8619234
1961-62	P/8 H.T. (315) (8,934)	RING, accumulator piston pin retainer	1	9412979
1961-62	P/8 H.T. (315 P & PB)	SPRING, accumulator valve	1	8619057
1961-62	P/8 H.T. (315 PA)	accumulator valve	1	8619041
1961-62	P/8 H.T. (315 PE)	servo and accumulator valve	1	8618897

4.233 SPRING, SERVO AND ACCUMULATOR

1961	P/8 H.T. (10)	servo	Inner	1	8620862
1961-62	P/8 H.T. (10)	servo release		1	8619719
1961-62	P/8 H.T. (315 PA & PE)	accumulator		1	8619136
1961-62	P/8 H.T. (315 PB)	accumulator		1	8619058
1961	P/8 H.T. (61-10 P, PB & PE)	accumulator	Upper	1	8619718
1961	P/8 H.T. (10 PA)	accumulator	Upper	1	8620719
1961	P/8 H.T. (61-10 P & PE)	accumulator	Lower	1	8619717
1961	P/8 H.T. (10 PA & PB)	accumulator	Lower	1	8620729
1961-62	P/8 H.T. (315)	servo retracting		1	8618659
1961-62	P/8 H.T. (315) P	servo and accumulator		1	8618598
1962	P/8 H.T. (10)	accumulator	Upper	1	8619718
1962	P/8 H.T. (10 P, PE & PAH)	accumulator		1	8620729
1962	P/8 H.T. (10 PA & PB)	accumulator	Lower	1	8621513
1962	P/8 H.T. (10)	servo		1	8621664
1961-62	T/4-T/8 A.T.	STRUT, low brake band anchor		1	6257636
1961-62	T/4-T/8 A.T.	low brake band apply		1	6257647
1961-62	P/8 H.T. (315)	WASHER, accumulator spring retainer		1	8619260

4.234 RETAINER, SERVO PISTON SPRING

1961-62	P/8 H.T. (10)			1	8619873
---------	-------------------------	--	--	---	---------

4.234 VALVE ASSY., DOWNSHIFT TIMING

1961-62	T/4 A.T.			1	3782986
1961-62	T/8 A.T. (4,216)			1	3751214

4.235 PIN-PLUG, COMPENSATOR VALVE

1961	P/8 H.T. (61-10)	PIN, compensator valve		1	8619866
1962	P/8 H.T. (10 P., PB & PE)	compensator valve		1	8619866
1962	P/8 H.T. (10 PA & PAH)	compensator valve-straight		1	8620846
1961-62	P/8 H.T. (10 P, PB & PE)	PLUG, compensator valve body		1	8620384
1961	P/8 H.T. (10 PA)	compensator valve body		1	8620705
1962	P/8 H.T. (10 PA & PAH)	compensator valve body		1	8620847

4.244 VALVE ASSY., COMPENSATOR

1961	P/8 H.T. (10 P)			1	8620646
1961	P/8 H.T. (10 PE)			1	8620647
1961	P/8 H.T. (10 PA)			1	8620703
1962	P/8 H.T. (10 P & PE)			1	8620647
1962	P/8 H.T. (10 PA & PAH)			1	8621629
1962	P/8 H.T. (10 PB)			1	8620494

4.248 CLIP, FRONT PUMP INTAKE PIPE

1961-62	P/8 H.T. (315)		1	8619095
1961-62	P/8 H.T. (315)	(8.971) PLUG, torus cover drain	1	444687
1961-62	P/8 H.T. (10)	SCREEN ASSY., governor feed line	1	8620852

4.251 BAND AND LINING ASSY., TRANS. BRAKE

1961-62	P/8 H.T. (315)		1	8616092
1961-62	P/8 H.T. (10)		1	8619705
1961-62	T/4-T/8 A.T.	low brake	1	6256270

4.253 SCREW, LOW BRAKE BAND ANCHOR ADJUSTING

1961-62	T/4-T/8 A.T.		1	6256276
---------	--------------	--	---	---------

4.256 GOVERNOR ASSY., TRANSMISSION

1961-62	P/8 H.T. (315 P & PB)		1	8619950
1961-62	P/8 H.T. (315 PE)	less driven gear	1	8619968
1961-62	P/8 H.T. (315 PA)	less driven gear	1	8619958
1961	P/8 H.T. (10 PB)		1	8620838
1961	P/8 H.T. (10 PA)		1	8620837
1961	P/8 H.T. (10 P & PE)		1	8620839
1961	T/4-T/8 A.T.	w/cover-use w/3780743 valve body assy.	1	6256327
1962	T/8 A.T.	w/cover	1	3815140
1962	P/8 H.T. (10 P & PE)		1	8620838
1962	P/8 H.T. (10 PB)		1	8621627
1962	T/4 A.T.	w/cover	1	6256327
1962	P/8 H.T. (10 P & PE)		1	8621894
1962	P/8 H.T. (10 PA & PAH)		1	8621895
1961-62	P/8 H.T. (10)	BOLT, governor to rear carrier shaft	4	8620368
1961-62	P/8 H.T. (315)	COVER, governor body	1	8618758
1961-62	P/8 H.T. (10)	GASKET, governor body	1	8619704
1961-62	T/4-T/8 A.T.	GEAR, governor drive	1	6256242
1961-62	T/4-T/8 A.T.	governor driven	1	3777168
1961-62	P/8 H.T. (315)	KEY, governor drive	1	8618839
1961-62	P/8 H.T. (315)	PIN, governor bushing retainer	1	8618808
1961-62	T/4-T/8 A.T.	governor weight	2	3702148
1961-62	T/4-T/8 A.T. (8.939)	governor driven gear to sleeve	1	273390
1961-62	P/8 H.T. (10)	PLUG, governor G-2	1	8619701
1961-62	P/8 H.T. (10)	RETAINER, governor G-2 valve	1	8619702
1961	P/8 H.T. (10) (4.127)	RING, governor oil seal	4	8620812
1961-62	P/8 H.T. (315) (4.127)	governor sleeve oil	4	8609440
1962	P/8 H.T. (10) (4.127)	governor oil seal	4	8621869
1961-62	T/4-T/8 A.T.	SEAL, cover to case-"O" ring	1	6256328
1961-62	P/8 H.T. (315)	WASHER, G-2 bushing	1	8618761

4.265 VALVE BODY, TRANS. OIL CONTROL

1961-62	P/8 H.T. (315 P, PB & PE)	clutch control	1	8619929
1961-62	P/8 H.T. (315 PA)	clutch control	1	8619955
1961-62	P/8 H.T. (315 P, PA & PB)	manual control	1	8619926
1961-62	P/8 H.T. (315 PE)	manual control	1	8619960
1961-62	P/8 H.T. (315 P & PB)	shift control	1	8619922
1961-62	P/8 H.T. (315 PE)	shift control	1	8619923
1961-62	P/8 H.T. (315 PA)	shift control	1	8619970
1961	P/8 H.T. (61-10 P)	trans. control	1	8621906
1961	P/8 H.T. (61-10 PE)	trans. control	1	8620946
1961	P/8 H.T. (61-10 PA)	trans. control	1	8620962
1961	P/8 H.T. (61-10 PB)	trans. control	1	8620966

1961-62	P/8 H.T. (10)	2-3 boost	1	8620924
1962	P/8 H.T. (10P & PB)	trans. control	1	8621913
1962	P/8 H.T. (10PA)	trans. control	1	8621942
1962	P/8 H.T. (10PE)	trans. control	1	8621914
1961-62	P/8 H.T. (315)	BOLT, detent spring to case	1	8619377
1961-62	P/8 H.T. (315)	CLIP, control valve thermostatic T.V. element	1	8618564
1961-62	P/8 H.T. (315)	COVER, control valve regulator valve body	1	8619181
1961-62	P/8 H.T. (10)	DETENT, control valve manual	1	8619764
1961-62	P/8 H.T. (315 PA)	PLATE, control valve regulator valve body	1	8619496
1961-62	P/8 H.T. (315)	control valve body	1	8618880
1961-62	P/8 H.T. (315)	control valve channel	1	8619183
1961-62	P/8 H.T. (315)	clutch valve body	Rear	1 8619184
1961-62	P/8 H.T. (315 P, PB & PE)	regulator valve body	1	8619185
1961-62	P/8 H.T. (315)	shift valve body	1	8619186
1961-62	P/8 H.T. (10)	control valve channel	1	8620925
1961-62	P/8 H.T. (10)	PLUG, control valve coupling timing valve bore	1	8619774
1961-62	P/8 H.T. (10)	control valve neutral clutch valve bore	1	8619775
1961-62	P/8 H.T. (10)	control valve 1-2 governor valve bore	1	8619773
1961	P/8 H.T. (10)	control valve 2-3 governor valve bore	1	8620383
1961-62	P/8 H.T. (10)	control valve 3-4 boost body	1	8620390
1961-62	P/8 H.T. (10)	control valve 2-3 T.V. valve bore	1	8619771
1962	P/8 H.T. (10)	control valve 2-3 governor valve bore	1	8621633
1961-62	P/8 H.T. (10)	PIN, control valve bore retainer (1/8"x1")	4	8619769
1961-62	P/8 H.T. (10)	cont. valve bore plug ret.	1	8621601
1961-62	P/8 H.T. (10)	control valve manual detent retainer (1/8"x3/4")	1	8619768
1961-62	P/8 H.T. (10)	control valve pressure relief spring retainer	1	8620827
1961-62	P/8 H.T. (10)	RETAINER, control valve bore plug-multiple	1	8619778
1961-62	P/8 H.T. (10)	control valve T.V. plunger guide	1	8620324
1961-62	P/8 H.T. (10)	control valve 3-4 boost body	1	8620389
1961-62	P/8 H.T. (10)	2-3 T.V. valve bore plug	1	8620344
1961-62	P/8 H.T. (315)	ROLLER AND SPRING ASSY., manual valve	1	8619104
1961	P/8 H.T. (10)	SPACER, channel plate to valve body	1	8620478
1961-62	P/8 H.T. (315)	channel plate to case	1	8619188
1961-62	P/8 H.T. (315)	channel plate to valve body	1	8619190
1961-62	P/8 H.T. (10)	control valve 2-3 boost body	1	8620388
1962	P/8 H.T. (10)	channel plate to valve body	1	8621544
1962	P/8 H.T. (10)	channel plate to valve body	1	8620478
1961	P/8 H.T. (61-10)	SPRING, control valve detent	1	8619782
1961	T/4-T/8 A.T.	valve body throttle valve (15-1/2 coils x 1-17/32" lg.)	1	3782983
1962	P/8 H.T. (10 P, PB & PE)	control valve detent-coil	1	8620625
1962	T/4 A.T.	valve body throttle valve (15-1/2 coils x 1-17/32" lg.)	1	3782983
1962	P/8 H.T. (10 PA & PAH)	control valve detent-coil	1	8620739
1962	T/8 A.T.	valve body throttle valve	1	3815146
1961-62	P/8 H.T. (315)	THERMOSTAT ASSY., control valve coupling fill	1	8618790
1961-62	P/8 H.T. (315)	VALVE, manual control	1	8616258
1961-62	P/8 H.T. (315)	neutral regular by-pass	1	8617913
1961-62	P/8 H.T. (10)	trans. control manual	1	8619799
1961	P/8 H.T. (10 P & PE)	front clutch by-pass	1	8620398
1961	P/8 H.T. (61-10 PA & PB)	front clutch by-pass	1	8620732
1961-62	P/8 H.T. (10)	neutral clutch by-pass	1	8619796
1962	P/8 H.T. (10)	front clutch by-pass	1	8620398

4.278 LEVER AND SHAFT, TRANS. THROTTLE CONTROL

1961-62	P/8 H.T. (10)	LEVER, throttle control	1	8620379
1961-62	P/8 H.T. (315)	RING, control valve T.V. shaft to valve body ret. Inside	1	8619159
1961-62	P/8 H.T. (10) (4.128)	SHAFT AND OUTER LEVER ASSY., throttle	2	8619786
1961	T/4-T/8 A.T.	WASHER, valve body to T.V. shaft	1	3785224
1962	T/4-T/8 A.T.		1	3815524
1961-62	P/8 H.T. (10)		2	8619820

4.279 LEVER ASSY., DETENT CONTROL

1961-62	P/8 H.T. (315)	Inside	1	8619153
1961	P/8 H.T. (10)	LEVER AND SHAFT ASSY., trans. inside detent- w/ret. pin groove 1/16" wide	1	8619745
1962	P/8 H.T. (10)	1	8621764

4.282 RETAINER-SEAL-SCREW-WASHER, TRANS. MANUAL SHAFT

1961	P/8 H.T. (10)	RETAINER, trans. manual shaft	1	8620306
1962	P/8 H.T. (10)	PIN, trans. manual shaft ret.	1	8621766
1961	P/8 H.T. (10)	SEAL, trans. manual shaft	1	8619867
1962	P/8 H.T. (10)	manual shaft	1	8621767
1961-62	P/8 H.T. (10)	trans. throttle shaft	1	8619744
1961-62	P/8 H.T. (315)	trans. throttle shaft	1	8615481
1961-62	P/8 H.T. (315) (4.223)	trans. manual shaft	1	8616280
1961-62	P/8 H.T. (315)	SCREW, inside detent control lever	1	8619376
1961-62	P/8 H.T. (315)	WASHER, manual lever seal	1	8619320

4.286 LEVER, TRANS. THROTTLE CONTROL

1961-62	P/8 H.T. (315)	Outer	1	8619324
1961-62	P/8 H.T. (10)	Outer	1	537017
1961-62	P/8 H.T. (10)	SCREW, trans throttle control outer lever	1	538787
1961-62	P/8 H.T. (10)	outer shift lever	1	538787

4.290 PISTON-PIN-SPRING, REVERSE BLOCKER

1961-62	P/8 H.T. (315)	PISTON, reverse blocker	1	8619237
1961-62	P/8 H.T. (10)	1	8620371
1961-62	P/8 H.T. (315)	PIN, reverse blocker retaining	1	8619442
1961-62	P/8 H.T. (10) (8.939)	reverse blocker piston retainer- slotted (1/8"x1-1/8")	1	455277
1961	P/8 H.T. (315) (8.934)	RING, parking brake clevis pin ret. (1/4" dia.shaft)	2	9412978
1961-62	P/8 H.T. (10)	SPRING, reverse blocker	1	8619790
1961-62	P/8 H.T. (315)	1	8619382

4.290 TRANSMISSION PARKING BRAKE PARTS

1961	P/8 H.T. (10)	BRACKET ASSY.	1	8619727
1962	P/8 H.T. (10)	1	8621811
1961-62	P/8 H.T. (315)	1	8619286
1961-62	P/8 H.T. (315)	LEVER ASSY.	1	8619142
1961-62	P/8 H.T. (315)	LINK	2	8618425
1961-62	P/8 H.T. (315)	PIN, parking brake link clevis	1	8619147
1961-62	P/8 H.T. (315)	parking brake pawl clevis	1	8619146
1961-62	P/8 H.T. (315) (8.934)	RING, parking brake clevis	2	9412978

4.294 PAWL, TRANS. PARKING BRAKE

1961-62	P/8 H.T. (315)	1	8619144
1961-62	P/8 H.T. (10)	w/lever	1	8620965
1961-62	P/8 H.T. (315)	PIN, parking brake pawl	1	8619149
1961	P/8 H.T. (10)	parking brake pawl	1	8619731
1961-62	P/8 H.T.	SPACER, parking brake pawl	1	8619151
1961	P/8 H.T. (10)	SHAFT, parking brake bracket	1	8619732
1962	P/8 H.T. (10)	(▲)	1	8621768

▲NOTE: Use after trans. No's. P-15946, PA-4290, PB-2647 and PE-3076.

4.295 SPRING, TRANS. PARKING BRAKE

1961-62	P/8 H.T. (10)	1	8619734
1961-62	P/8 H.T. (315) parking brake lever	1	8619152

4.301 SHAFT, TRANS. SHIFTER SELECTOR

1961-62	T/4-T/8 3 SPD.-S.T.	1	3784920
---------	---------------------	-------	---	---------

4.302 LEVER, TRANS. SHIFT SELECTOR

1961-62	P/8 3 SPD.-S.T. (H.D.) first and reverse	1	3709344
1961-62	P/8 3 SPD.-S.T. (H.D.) second and third	1	3709343
1961-62	P/8 4 SPD.-S.T. first and second	1	3744962
1961-62	P/8 4 SPD.-S.T. third and fourth	1	3744963
1961-62	P/8 4 SPD.-S.T. reverse	1	3772568
1962	T/4-T/8 4 SPD.-S.T. reverse	1	3775039
1961-62	T/4-T/8 3 SPD.-S.T. SELECTOR, trans. shifter	1	3779679
1962	T/4-T/8 4 SPD.-S.T.	1	3775030
1962	T/4-T/8 4 SPD.-S.T. (8.939) PIN, reverse shift lever pivot (3/8"x1")	1	3781370

4.303 FORK, GEARSHIFT SECOND AND HIGH SHIFT

1961-62	T/4-T/8 3 SPD.-S.T.	1	6256630
1961-62	P/8 3 SPD.-S.T. (STD.)	1	3785217
1961	P/8 3 SPD.-S.T. (H.D.) second and third	1	3709307
1961-62	P/8 4 SPD.-S.T. first and second-third and fourth	2	3746272
1962	T/4-T/8 4 SPD.-S.T. first and second	1	3775036
1962	T/4-T/8 4 SPD.-S.T. third and fourth	1	3775035
	 FORK (see Group 4.304 for use)		3709308
	 FORK (see Group 4.304 for use)		6257278

4.304 FORK, GEARSHIFT LOW AND REVERSE

1961-62	T/4-T/8 3 SPD.-S.T. (4.303)	1	6257278
1961-62	P/8 3 SPD.-S.T. (STD.)	1	3731918
1961-62	P/8 3 SPD.-S.T. (H.D.) (4.303)	1	3709308
1961-62	P/8 4 SPD.-S.T. reverse	1	3743478
1962	T/4-T/8 4 SPD.-S.T.	1	3775109
1962	T/4-T/8 4 SPD.-S.T. HEAD ASSY., reverse shift	1	3775110

4.309 SHAFT, TRANS. SHIFTER

1961-62	T/4-T/8 3 SPD.-S.T. first and reverse	1	6256629
1961-62	T/4-T/8 3 SPD.-S.T. second and third	1	6256631
1961-62	P/8 3 SPD.-S.T. (STD.) first and reverse	1	3780651
1961-62	P/8 3 SPD.-S.T. (STD.) second and third	1	3780653
1962	T/4-T/8 4 SPD.-S.T. first and second	1	3780113
1962	T/4-T/8 4 SPD.-S.T. third and fourth	1	3775034
1962	T/4-T/8 4 SPD.-S.T. reverse	1	3775040
1962	T/4-T/8 4 SPD.-S.T. shift selector	1	3781758
1962	T/4-T/8 4 SPD.-S.T. reverse shift head	1	3788156

4.311 SPRING, SHIFT LEVER POPPET BALL

1961-62	T/4-T/8 3 SPD.-S.T. trans. detent ball	2	3709310
1961-62	P/8 3 SPD.-S.T. (STD.) trans. cam detent ball	1	3737068
1961-62	P/8 3 SPD.-S.T. (H.D.) shift lever poppet ball	1	3709310

1961-62	All 4 SPD.-S.T.	detent ball	AR	3709310
1961-62	P/8 4 SPD.-S.T.	reverse detent ball	1	3773017
1961-62	T/4-T/8 3 SPD.-S.T. (8.899)	BALL, trans. detent. (3/8" dia.)	2	453593
1961-62	P/8 3 SPD.-S.T. (H.D.) (8.899)	trans. shift shaft (3/8" dia.)	2	453593
1961-62	All 4 SPD.-S.T. (8.899)	trans. detent (3/8" dia.)	3	453593
1961	P/8 3 SPD.-S.T. (STD.)	CAM, first and reverse detent	1	3731914
1961-62	P/8 3 SPD.-S.T. (STD.)	second and third detent	1	3750558
1961-62	T/4-T/8-3 SPD.-S.T.	GASKET, trans. selector shaft bore plug	1	3781886
1961-62	T/4-T/8 S.T. (1.456)	first and reverse detent spring ret.	AR	513975
1961-62	T/4-T/8-3 SPD.-S.T.	PLUG, trans. selector shaft bore	1	3781885
1961-62	T/4-T/8 3 SPD.-S.T.	trans. selector shaft bore rear	1	6256809
1961-62	T/4-T/8 3 SPD.-S.T. (8.971)	first and reverse detent spring ret. (1/2"-20)	1	445078
1962	T/4-T/8 4 SPD.-S.T. (8.971)	first and second detent spring ret. (1/2"-20x47/64")	1	3775043
1962	T/4-T/8 4 SPD.-S.T. (8.971)	third and fourth detent spring ret. (1/2"-20)	1	445078
1962	T/4-T/8 4 SPD.-S.T.	reverse inhibitor spring bore	2	6256809
1962	T/4-T/8 4 SPD.-S.T.	back up lamp switch spring hole	1	6256809
1961-62	P/8 3 SPD.-S.T. (STD.) (8.934)	RING, trans. cam detent retainer	1	274612
1961-62	P/8 3 SPD.-S.T. (STD.)	SHAFT, trans. cam detent	1	3731912

4.312 RING-ROLLER-WASHER, TRANS. SHIFT FORK

1961-62	3 SPD.-S.T. (STD.) . . (8.934)	RING, shifter fork retaining	2	274611
1961-62	P/8 3 SPD.-S.T. (STD.)	ROLLER, trans. shifter fork	2	3731920
1962	T/4-T/8 4 SPD.-S.T. (8.939)	PIN, trans. shift fork ret. (3/16"x13/16")	1	455106
1961-62	P/8 3 SPD.-S.T. (STD.)	WASHER, trans. shifter fork shaft	2	3731921

4.316 EXTENSION, TRANS. FRONT

1961-62	T/4-T/8 3 SPD.-S.T.		1	540014
1961-62	T/4-T/8 A.T.		1	3780787
1962	T/4-T/8 4 SPD.-S.T.		1	542414
1961-62	T/4-T/8 All	BEARING ASSY., trans. front extension	2	907228
1961-62	T/4-T/8 All (8.934)	RING, trans. prop. shaft rear bearing ret.	AR	9416675
1961-62	T/4-T/8 A.T.	SPACER, trans. prop. shaft rear bearing	1	539082
1961-62	T/4-T/8 S.T.	trans. prop. shaft rear bearing	1	535925
1961-62	T/4-T/8 All	SEAL, trans. prop. shaft to trans. bearing	1	543156
1961-62	T/4-T/8 A.T. (4.129)	WASHER, frt. extension shaft coupling thrust	1	3784640

4.317 RETAINER, REAR BEARING

1961-62	P/8 3 SPD.-S.T. (STD.)		1	3787066
1961-62	P/8 3 SPD.-S.T. (H.D.)		1	538160
1961-62	P/8 4 SPD.-S.T.		1	3771770
1961-62	P/8 H.T. (315)		1	8619358
1961	P/8 H.T. (10)		1	8620921
1962	P/8 H.T. (10)		1	8621934
1962	T/4-T/8 4 SPD.-S.T.		1	542419
1961-62	P/8 H.T. (10)	COVER, rear bearing retainer	1	8620307
1961-62	23, 25, 27, 29 All 4 SPD.-S.T.	EXTENSION ASSY., trans.	1	3771958
1961-62	26-28 All 4 SPD.-S.T.		1	535778
1961-62	P/8 3 SPD.-S.T. (STD.)	VENT, trans. rear bearing retainer	1	3738462
1961-62	P/8 3 SPD.-S.T. (H.D.)		1	538164
1961-62	T/4-T/8 A.T.	VENT ASSY., trans.	1	3750810
1961-62	P/8 4 SPD.-S.T.	BOLT, rear bearing retainer	1	3774911

4.318 SEAL ASSY., TRANS. STATOR OIL

1961-62	T/4-T/8 A.T.		1	539016
---------	----------------------	--	---	--------

4.318 GASKET-SEAL, REAR BEARING RETAINER

1961-62	P/8 3 SPD.-S.T. (STD.)	GASKET, rear bearing retainer	1	3707172
1961-62	P/8 3 SPD.-S.T. (H.D.)	rear bearing retainer	1	3709321
1961-62	P/8 4 SPD.-S.T.	rear bearing retainer Front	1	3787721
1961-62	P/8 4 SPD.-S.T.	rear bearing retainer Rear	1	3787720
1961-62	P/8 H.T. (10)	rear bearing retainer cover	1	8620308
1961-62	P/8 H.T. (10)	rear bearing retainer to case	1	8619743
1961-62	P/8 H.T. (315)	rear bearing retainer to reverse clutch hsg.	1	8618769
1961-62	P/8 3 SPD.-S.T. (H.D.)	SEAL ASSY., rear bearing oil	1	8618702
1961-62	P/8 3 SPD.-S.T. (STD.)	1	3746212
1961-62	P/8 H.T.	1	8618702
1961-62	P/8 4 SPD.-S.T.	trans. extension oil	1	3746212

4.337 GEAR, SHAFT AND SLEEVE ASSY., SPEEDOMETER DRIVEN

1961-62	T/4-T/8 All	24-9 ratio, 37-12 & 39-11 axle	1	539467
1961-62	T/4-T/8 All	25-10 ratio, 43-13 axle	1	537868
1961-62	T/4-T/8 All	26-9 ratio, 41-11 axle	1	537869
1961-62	T/4-T/8 All	27-9 ratio, 39-10 axle	1	539468
1961-62	P/8 3 SPD.-S.T. (STD.)	18-8 ratio, 40-13 & 43-16 axle	1	537651
1961-62	P/8 3 SPD.-S.T. (STD.)	19-8 ratio, 42-13 & 43-15 axle	1	537652
1961-62	P/8 3 SPD.-S.T. (STD.)	20-8 ratio, 41-2 axle (▲)	1	537653
1961-62	P/8 3 SPD.-S.T. (H.D.) exc. H.D.C.	18-8 ratio, 40-13 & 43-16 axle	1	538359
1961-62	P/8 3 SPD.-S.T. (H.D.) exc. H.D.C.	19-8 ratio, 42-13 & 43-15 axle	1	538360
1961-62	P/8 3 SPD.-S.T. (H.D.) exc. H.D.C.	20-8 ratio, 41-12 axle	1	538361
1961-62	P/8 3 SPD.-S.T. (H.D.) H.D.C. 1961-62 P/8 S.T.-3/2 B.C.-425A (spec. ord.)	22-8 ratio, 39-10 axle	1	538362
1961-62	P/8 4 SPD.-S.T.	21-8 ratio, 40-11 axle	1	537166
1961-62	P/8 4 SPD.-S.T.	18-8 ratio, 40-13 axle	1	537651
1961-62	P/8 4 SPD.-S.T.	19-8 ratio, 42-13 axle	1	537652
1961-62	P/8 4 SPD.-S.T.	20-8 ratio, 41-12 axle	1	537653
1961-62	P/8 4 SPD.-S.T.	21-8 ratio, 40-11 axle	1	537916
1961-62	P/8 H.T. (315 P, PA & PB)	16-8 ratio, 43-16 axle	1	537660
1961-62	P/8 H.T. (315 P, PA & PB)	17-8 ratio, 43-15 axle	1	537661
1961-62	P/8 H.T. (315 P, PA & PB) exc. spec. eqpt. police speedo	18-8 ratio, 40-13 axle	1	537662
1961-62	P/8 H.T. (315 PE)	17-9 ratio, 41-16 & 43-16 axle	1	537661
1961-62	P/8 H.T. (315)	19-8 ratio, 39-10, 40-11 & 42-13 axle	1	540108
1961-62	P/8 H.T. (315 PE)	19-9 ratio, 43-15 axle	1	540108
1961-62	P/8 H.T. (315 PA)	1	540108
1961-62	P/8 S.T.-3/2 B.C.-425A	22-8 ratio, 39-10 axle-spec. order	1	538362
1961-62	P/8 H.T. (10)	19-10 ratio, 41-16 axle	1	540225
1961-62	P/8 H.T. (10)	21-10 ratio, 39-10, 40-11, 41-12 & 43-15 axle	1	537568
1961-62	P/8 H.T. (10)	23-10 ratio, 40-13 axle	1	537569
1961-62	P/8 H.T. (10)	24-10 ratio, 42-13 axle	1	542891
1961	P/8 H.T. (61-10)	19-10 ratio, 43-16 axle	1	540225
1962	P/8 H.T. (10)	19-10 ratio, 43-16 axle, 8.50 tires	1	540225
1962	P/8 3 SPD.-S.T.-trailer	21-8 ratio, 40-11 axle	1	537166
1962	2117-19-27-67 All exc. A.C.	25-9 ratio, 39-11 axle, exc. 6.50 tires	1	537868
1962	P/8 H.T. (10)	20-10 ratio, 43-16 axle, 8.00 tires	1	537567
1961	23-25-27 All 3 SPD.-S.T. (STD.)	GEAR, speedometer driven-18-8 ratio, 40-13 axle (▲)	1	3756762
1961	23-25-27 All 3 SPD.-S.T. (STD.)	19-8 ratio, 42-13 (▲)	1	534117
1961	23-25-27 All 3 SPD.-S.T. (STD.)	20-8 ratio, 41-12 axle (▲)	1	3708246
1961-62	P/8 4 SPD.-S.T.	22-8 ratio, 39-10 axle	1	3775590

▲NOTE: Used on 1st 175 1961 cars built with 538140 trans., identified by daub of yellow paint on extension assy.

▲▲NOTE: Used after 1st 175 1961 cars built with 538140 trans., identified by daub of green paint on extension assy.

REAR AXLE COLOR CODE CHART
(For use in identification of Speedometer Gears)

Transmission	Rear Axle Comb.	Gears Ratio	Standard Color	Differential Code	Locking Color	Differential Code	Speedo Driven Gear Ratio
(All 21 Series)							
S.T.	39-10	3.90	Brown	G			27-9
	39-11	3.55	Yellow	D			24-9
	41-11	3.73	Red	F			26-9
	43-13	3.31	Green	E			25-10
A.T.	37-12	3.08	Blue	H			24-10
	39-11	3.55	Yellow	A			24-9
	41-11	3.73	Red	C			26-9
	43-13	3.31	Green	B			25-10
(All exc. 21 Series)							
3 SPD.-S.T. (STD.)	39-10	3.90		4		4	19-8
	40-11	3.64	Blue	6	Blue & Green	6	21-8
	40-13	3.08	Yellow	0	Yellow & Green	0	18-8
	41-12	3.42	White	8	White & Green	8	20-8
	42-13	3.23	Brown	9	Brown & Green	9	19-8
3 SPD.-S.T. (H.D.)	39-10	3.90		4		4	22-8
	40-11	3.64	Blue	6	Blue & Green	6	21-8
	40-13	3.08	Yellow	0	Yellow & Green	0	18-8
	41-12	3.42	White	8	White & Green	8	20-8
	42-13	3.23	Brown	9	Brown & Green	9	19-8
4 SPD.-S.T.	39-10	3.90		4		4	22-8
	40-11	3.64	Blue	6	Blue & Green	6	21-8
	40-13	3.08	Yellow	0	Yellow & Green	0	18-8
	41-12	3.42	White	8	White & Green	8	20-8
	42-13	3.23	Brown	9	Brown & Green	9	19-8
315 H.T.	39-10	3.90		4		4	19-8
	40-11	3.64	Blue	6	Blue & Green	6	19-8
	40-13	3.08	Yellow	0	Yellow & Green	0	18-8
	42-13	3.23	Brown	9	Brown & Green	9	19-8
	43-15	2.87	Orange	7	Orange & Green	7	17-8
	43-16	2.69	Red	2	Red & Green	2	16-8
	43-15	2.87	Orange	7	Orange & Green	7	19-9
315 H.T.-PE	43-16	2.69	Red	2	Red & Green	2	17-9
	39-10	3.90		4		4	21-10
61-10 H.T.	40-11	3.64	Blue	6	Blue & Green	6	21-10
	40-13	3.08	Yellow	0	Yellow & Green	0	23-10
	41-16	2.56	Grey	3	Grey & Green	3	19-10
	42-13	3.23	Brown	9	Brown & Green	5	24-10
	43-15	2.87	Orange	7	Orange & Green	7	21-10
	43-16	2.69	Red	2	Red & Green	2	19-10

4.338 SPEEDOMETER DRIVEN GEAR PARTS

1961-62	T/4-T/8 All	RETAINER, driven gear sleeve	1	3708148
1961-62	P/8 3 SPD.-S.T. (STD.)	driven gear sleeve	1	3708148
1961-62	P/8 3 SPD.-S.T. (H.D.)		1	538357
1961-62	P/8 H.T. (10)	exc. console-w/39-10, 40-11 & 41-12 axle	1	3708148
1961-62	P/8 4 SPD.-S.T.		1	3708148
1962	26-27-28 All	39-10, 40-11 & 41-12 axle-w/console	1	543022
1962	2947 H.T. (10)	39-10, 40-11 & 41-12 axle	1	542934
1962	P/8	RING, driven gear retainer-nylon	1	529019
1961-62	T/4-T/8 All	SEAL, driven gear, shaft and sleeve	1	539480
1961-62	P/8 S.T.	driven gear sleeve oil (11/16" I.D.)	1	3708146
1961-62	P/8 H.T. (10) (4.133)	driven gear sleeve "O" ring	1	8617747
1961-62	P/8 4 SPD.-S.T.	SLEEVE, driven gear-w/39-10 axle	1	3775589
1961	P/8 3 SPD.-S.T.	driven gear (▲)	1	3708147

▲NOTE: Used on 1st 175 1961 cars built with 538140 trans., identified by daub of yellow paint on ext. assy.

4.339 HEAD ASSEMBLY, SPEEDOMETER (MILES)

1961-62	T/4-T/8 S.T.	exc. parking brake warning lamp	1	5655107
1961-62	T/4-T/8 S.T.	w/parking brake warning lamp	1	5655108
1961-62	T/4-T/8 A.T.	1	5655108
1961-62	P/8	exc. parking brake warning lamp, safeguard or spec. eqpt. police speedometer	1	5655106
1961-62	P/8	w/parking brake warning lamp	1	5655300
1961-62	P/8	w/safeguard speedometer	1	5655302
1961-62	P/8 police	w/special calibrated police speedometer	1	5655304

4.342 CABLE AND CASING ASSY., SPEEDOMETER

1961-62	21 All	(AC-CC-101) (cable 139-1/8"-casing 138")	1	5655381
1961-62	All exc. 21-23-25-27 3 SPD.-S.T. (H.D.)	(AC-CC-94) (cable 66-1/8"-casing 65")	1	5655379
1961-62	23-25-27 All 3 SPD.-S.T. (STD.)	(AC-CC-95) (cable 51-7/8"-casing 50-3/4")	1	5655380
1961-62	P/8 4 SPD.-S.T.	(AC-CC-62) (cable 46"-casing 44-13/16")	1	1587332
1961-62	All exc. 21	CABLE KIT, (AC-615) consists of: cable, tip & staking tool	1	846890
1961-62	21 All	(AC-622)	1	5655765
ALL	All	LUBRICANT PKG., speedometer cable	AR	1568173

4.343 GEAR SPEEDOMETER DRIVE

1961-62	T/4-T/8 All	9 teeth-w/39-10, 39-11 & 40-11 ratio	1	539190
1961-62	T/4-T/8 All	10 teeth-w/43-13 ratio	1	537867
1961-62	P/8 3 SPD.-S.T. (STD.)	8 teeth	1	3708144
1961-62	P/8 3 SPD.-S.T. (H.D.)	8 teeth	1	538228
1961-62	P/8 4 SPD.-S.T.	8 teeth-w/40-11, 40-13, 41-10, 41-12, 42-13 & 43-10 axle ratio	1	3708144
1961-62	P/8 4 SPD.-S.T.	8 teeth-w/39-10 axle ratio	1	3708145
1961-62	P/8 H.T. (10)	10 teeth	1	8620353
1962	T/4-T/8 All	10 teeth-w/37-12 ratio	1	537867
1961-62	P/8 3 SPD.-S.T. (H.D.) (4.376)	RING, speedometer drive gear (.087")	1	3709351

4.351 GEAR, TRANS. MAIN DRIVE

1961-62	T/4-T/8 3 SPD.-S.T.	trans. clutch	1	3781993
1961-62	P/8 3 SPD.-S.T. (STD.)	trans. clutch-w/synchronizer spring	1	3751422
1961-62	P/8 3 SPD.-S.T. (H.D.)	trans. clutch	1	2358433
1961-62	P/8 4 SPD.-S.T.	trans. clutch	1	3783316
1962	T/4-T/8 4 SPD.-S.T.	trans. clutch	1	542418

4.352 BEARING-SPACER, MAIN SHAFT

1961-62	T/4-T/8 3 SPD.-S.T.	BEARING, main shaft Front (1/8"x1/2")	54	7450247
1961-62	P/8 3 SPD.-S.T. Rear (1/8"x1/2")	24	7450247
1961-62	P/8 3 SPD.-S.T. (STD.) Front	14	435844
1961-62	P/8 3 SPD.-S.T. (H.D.)	14	2358434
1961-62	P/8 4 SPD.-S.T. Front	14	3743449
1962	T/4-T/8 4 SPD.-S.T. Front	70	7451240
1961-62	T/4-T/8 S.T.	SPACER, main shaft bearing Front	1	6256604
1961-62	T/4-T/8 S.T.	main shaft bearing Rear	1	6256605
1961-62	P/8 3 SPD.-S.T. (STD.)	main shaft bearing Front	1	591851
1961-62	P/8 3 SPD.-S.T. (STD.)	main shaft rear bearing. Front	1	591852
1961-62	P/8 3 SPD.-S.T. (STD.)	main shaft rear bearing. Rear	1	3750555
1961	P/8 4 SPD., S.T.	PACKAGE, close ratio gear conversion	1	541109

4.353 SPACER, MAIN SHAFT PILOT BEARING

1961-62 P/8 3 SPD.-S.T. (H.D.) 1 2358435

4.355 BEARING, TRANS. CLUTCH GEAR

1961-62 T/4-T/8 3 SPD.-S.T. 1 904912
 1961-62 P/8 3 SPD.-S.T. (STD.) 1 954998
 1961-62 P/8 3 SPD.-S.T. (H.D.) 1 954127
 1961-62 P/8 4 SPD.-S.T. . . . (4.408) 1 907247
 1962 T/4-T/8 4 SPD.-S.T. 1 954388

4.356 BOLT-RETAINER, CLUTCH GEAR BEARING RETAINER

1961-62 P/8 3 SPD.-S.T. (STD.) BOLT, bearing retainer 4 591135
 1961-62 P/8 3 SPD.-S.T. (STD.) RETAINER, bearing 1 3741458
 1961-62 P/8 3 SPD.-S.T. (H.D.) 1 3709331
 1961-62 P/8 4 SPD.-S.T. 1 3709331

4.357 NUT, CLUTCH GEAR BEARING RETAINER

1961-62 P/8 3 SPD.-S.T. (STD.) 1 591150

4.358 GASKET, CLUTCH GEAR BEARING RETAINER

1961-62 P/8 3 SPD.-S.T. (STD.) 1 591022
 1961-62 P/8 3 SPD.-S.T. (H.D.) (.010") AR 3709317
 1961-62 P/8 3 SPD.-S.T. (H.D.) (.015") AR 3709318
 1961-62 P/8 4 SPD.-S.T. 1 3743481
 1961-62 T/4-T/8 3 SPD.-S.T. front extension to trans. 1 539230
 1962 T/4-T/8 4 SPD.-S.T. front extension to trans. 1 542415

4.374 WASHER, TRANS. OIL RETAINER

1961-62 P/8 3 SPD.-S.T. (H.D.) (1-3/8" LD,x2-5/8" O.D.) 1 3709322

4.376 RING, MAIN DRIVE GEAR BEARING

1961-62 T/4-T/8 3 SPD.-S.T. clutch gear bearing retainer 1 6256599
 1961-62 All 3 SPD.-S.T. (STD.) clutch gear bearing locating 1 590849
 1961-62 P/8 3 SPD.-S.T. (H.D.) main drive gear bearing washer snap (.087") 1 3709351
 1961-62 P/8 3 SPD.-S.T. (H.D.) main drive gear bearing washer snap (.090") 1 3709352
 1961-62 P/8 3 SPD.-S.T. (H.D.) main drive gear bearing washer snap (.093") 1 3709353
 1961-62 P/8 3 SPD.-S.T. (H.D.) main drive gear bearing washer snap (.096") 1 3709354
 1961-62 P/8 3 SPD.-S.T. (H.D.) main drive gear bearing washer snap (.099") 1 3709355
 1961-62 P/8 3 SPD.-S.T. (H.D.) main drive gear bearing washer snap (.102") 1 3709356
 1961-62 P/8 4 SPD.-S.T. main shaft rear retainer snap (.087") 1 3709351
 1961-62 P/8 4 SPD.-S.T. main shaft rear retainer snap (.090") 1 3709352
 1961-62 P/8 4 SPD.-S.T. main shaft rear retainer snap (.093") 1 3709353
 1961-62 P/8 4 SPD.-S.T. main shaft rear retainer snap (.096") 1 3709354

1961-62	P/8 4 SPD.-S.T.	main shaft rear retainer snap	(.099")	1	3709355
1961-62	P/8 4 SPD.-S.T.	main shaft rear retainer snap	(.102")	1	3709356
1961-62	P/8 4 SPD.-S.T.	clutch gear retainer snap	(.087")	1	3709351
1961-62	P/8 4 SPD.-S.T.	clutch gear retainer snap	(.090")	1	3709352
1961-62	P/8 4 SPD.-S.T.	clutch gear retainer snap	(.093")	1	3709353
1961-62	P/8 4 SPD.-S.T.	clutch gear retainer snap	(.096")	1	3709354
1961-62	P/8 4 SPD.-S.T.	clutch gear retainer snap	(.099")	1	3709355
1961-62	P/8 4 SPD.-S.T.	clutch gear retainer snap	(.102")	1	3709356
1961-62	P/8 4 SPD.-S.T.	clutch gear bearing locating		1	2830050
1962	T/4-T/8 4 SPD.-S.T.	clutch gear bearing locating		1	590849
1962	T/4-T/8 4 SPD.-S.T.	third and fourth hub retainer snap		1	3775089
1962	T/4-T/8 4 SPD.-S.T.	main shaft rear retainer snap		1	3775053
1962	P/8 3 SPD.-S.T. (H.D.)	main drive gear brg. to retainer		1	2830050
1961-62	P/8 3 SPD.-S.T. (H.D.)	WASHER, main drive gear bearing		1	3709350
1961-62	P/8 4 SPD.-S.T.	trans. clutch		1	3709350

4.380 CLUTCH ASSY., TRANSMISSION SYNCHRONIZER

1961-62	T/4-T/8 S.T.	second and third speed		1	3774720
1961-62	P/8 3 SPD.-S.T. (STD.)	second and third speed		1	3774720
1961-62	P/8 3 SPD.-S.T. (H.D.)	second and third speed		1	3709345
1961-62	P/8 4 SPD.-S.T.	first and second speed		1	3743456
1961-62	P/8 4 SPD.-S.T.	third and fourth speed		1	3709345
1962	T/4-T/8 4 SPD.-S.T.	first and second speed		1	3813901
1962	T/4-T/8 4 SPD.-S.T.	third and fourth speed		1	3813904

4.383 RETAINER-RING, TRANSMISSION SYNCHRONIZER

1961-62	All 3 SPD.-S.T. (STD.)	RETAINER, trans. synchronizer ring		2	3845202
1961-62	All 3 SPD.-S.T. (STD.)	RING, trans. synchronizer clutch		2	3845039
1961-62	P/8 3 SPD.-S.T. (H.D.)	synchronizer blocking		2	3709348
1961-62	P/8 4 SPD.-S.T.	synchronizer blocking		4	3709348
1961-62	P/8 4 SPD.-S.T. . . . (4.376)	third and fourth synchronizer	(.087")	1	3709351
1962	T/4-T/8 4 SPD.-S.T.	first and second synchronizer blocking		2	3813902
1962	T/4-T/8 4 SPD.-S.T.	third and fourth synchronizer blocking		2	3813905

4.384 PLATE-RING, TRANSMISSION

1961-62	P/8 3 SPD.-S.T. (H.D.)	PLATE, trans. shifting		3	3709306
1961-62	P/8 4 SPD.-S.T.	trans. shifting		6	3709306
1961-62	P/8 3 SPD.-S.T. (H.D.) (4.376)	RING, main shaft drive gear	(.087")	1	3709351

4.395 GEAR, TRANS. MAIN SHAFT SECOND SPEED

1961-62	T/4-T/8 3 SPD.-S.T.	w/energizing spring		1	3737859
1961-62	P/8 3 SPD.-S.T. (STD.)	w/energizing spring		1	3745937
1961-62	P/8 3 SPD.-S.T. (H.D.)	w/bushing		1	2358437
1961-62	P/8 4 SPD.-S.T. (32 teeth-4-1/2" O.D.)		1	3743455
1962	T/4-T/8 4 SPD.-S.T.		1	6257856

4.398 WASHER-BEARING, TRANS. SECOND SPEED GEAR THRUST

1961-62	All 3 SPD.-S.T. (STD.)		1	3736753
1961-62	P/8 4 SPD.-S.T.	BEARING, trans. second speed	(1-27/32" I.D.x2-1/2" O.D.)	1	457096
1962	T/4-T/8 4 SPD.-S.T.		1	9415297

4.403 SHAFT, TRANSMISSION MAIN

1961-62	T/4-T/8 3 SPD.-S.T.		1	3780938
1961-62	P/8 3 SPD.-S.T. (STD.)		1	538045
1961-62	P/8 3 SPD.-S.T. (H.D.)		1	538163
1961-62	23, 25, 27, 29 All 4 SPD.-S.T.		1	535872
1961-62	26-28 All 4 SPD.-S.T.		1	535784
1962	T/4-T/8 4 SPD.-S.T.		1	542420
1961-62	P/8 3 SPD.-S.T.(H.D.) (4.383)	RING, trans. main shaft	1	3709348

4.408 BEARING, TRANS. REAR

1961-62	T/4-T/8 3 SPD.-S.T.		1	904913
1961-62	P/8 3 SPD.-S.T. (STD.)	mainshaft	1	954997
1961-62	P/8 3 SPD.-S.T. (H.D.)	mainshaft	1	903307
1961-62	P/8 4 SPD.-S.T. . . . (4.355)	mainshaft	1	907247
1961-62	P/8 4 SPD.-S.T. . . . (4.355)	clutch gear	1	907247
1961-62	P/8 H.T. (315)	rear unit output shaft	1	906883
1962	T/4-T/8 4 SPD.-S.T.	main shaft	1	907259

4.408 BEARING PKG., REAR BEARING RETAINER THRUST

1961-62	P/8 H.T. (10)		1	8620923
1961-62	P/8 H.T. (10)	BUSHING AND SLEEVE ASSY., rear bearing retainer	1	8620301
1961-62	P/8 3 SPD.-S.T. (H.D.)	BUSHING, rear bearing retainer	1	8619943
1961-62	23-25-27 All 3 SPD.-S.T.(STD.)	rear bearing retainer	1	3717682
1961-62	P/8 4 SPD.-S.T.	rear bearing retainer	1	3717682
1961-62	P/8 H.T. (315)	rear bearing retainer	1	8619943

4.409 SPACER, REAR BEARING

1962	T/4-T/8 4 SPD.-S.T.		1	3775048
------	-----------------------------	--	---	---------

4.412 RING-BOLT, REAR BEARING RETAINER

1961-62	P/8 H.T. (10) (4.128)	RING, rear bearing to output shaft snap	2	8620305
1961-62	P/8 H.T. (10) (4.128)	rear bearing retainer snap	1	8620303
1961-62	P/8 H.T. (315) (4.128)	rear bearing to output shaft snap	1	8614096
1961-62	All 3 SPD.-S.T. (STD.)	rear bearing to case	1	3707174
1961-62	All 3 SPD.-S.T. (STD.)	rear bearing to shaft (.087")	1	3707188
1961-62	All 3 SPD.-S.T. (STD.)	rear bearing to shaft (.090")	1	3707189
1961-62	All 3 SPD.-S.T. (STD.)	rear bearing to shaft (.093")	1	3707190
1961-62	All 3 SPD.-S.T. (STD.)	rear bearing to shaft (.096")	1	3707191
1961-62	P/8 3 SPD.-S.T. (H.D.)	rear bearing to shaft (.088")	1	3709301
1961-62	P/8 3 SPD.-S.T. (H.D.)	rear bearing to shaft (.091")	1	3709302
1961-62	P/8 3 SPD.-S.T. (H.D.)	rear bearing to shaft (.094")	1	3709303
1961-62	P/8 3 SPD.-S.T. (H.D.)	rear bearing to shaft (.097")	1	3709304
1961-62	P/8 3 SPD.-S.T. (H.D.)	rear bearing to shaft (.100")	1	3709305
1961	P/8 3 SPD.-S.T. (H.D.)	rear bearing to ret. snap	1	531772
1961	P/8 3 SPD.-S.T. (STD.)	main shaft prop. shaft yoke stop	1	3707191
1961	P/8 4 SPD.-S.T.	rear bearing locating	1	3725439
1962	T/4-T/8 4 SPD.-S.T. . (8.934)	rear bearing retainer	2	274267
1962	P/8 H.T. (315) (4.128)	output shaft bearing to clutch hsg.	1	8614188
1961-62	P/8 H.T. (10)	BOLT, rear bearing retainer bushing	1	8620302

4.413 SPRING, TRANS. SYNCHRONIZER

1961-62	All 3 SPD.-S.T. (STD.)	energizing	2	3737448
1961-62	P/8 3 SPD.-S.T. (H.D.)		2	3709349
1961-62	P/8 4 SPD.-S.T.		4	3709349

4.415 GEAR, TRANS. HIGH SPEED SLIDING

1961-62	P/8 4 SPD.-S.T.	third speed	1	3783315
1962	T/4-T/8 4 SPD.-S.T.	third speed	1	3780252

4.417 GEAR, TRANS. FIRST AND REVERSE SLIDING

1961-62	P/8 3 SPD.-S.T. (STD.)		1	3725646
1961-62	P/8 3 SPD.-S.T. (H.D.)		1	2358439
1961-62	P/8 4 SPD.-S.T.	first speed	1	3743458
1961-62	P/8 4 SPD.-S.T.	reverse	1	3774912
1962	T/4-T/8 3 SPD.-S.T.	first and reverse	1	3725646
1962	T/4-T/8 4 SPD.-S.T.	first speed	1	3775090
1961	T/4-T/8 S.T.	GEAR PKG., first-reverse and idler	1	543871

4.419 SLEEVE-WASHER, TRANS. FIRST GEAR

1961-62	P/8 4 SPD.-S.T.	SLEEVE, first speed gear	1	3743459
1962	T/4-T/8 4 SPD.-S.T.	first speed gear	1	3775091
1961-62	P/8 4 SPD.-S.T.	WASHER, first speed gear-thrust	1	3743460
1962	T/4-T/8 4 SPD.-S.T.	first speed gear thrust	1	3775092

4.421 GEAR, TRANS. COUNTERSHAFT

1961-62	T/4-T/8 3 SPD.-S.T.		1	3845201
1961-62	P/8 3 SPD.-S.T. (STD.)		1	3741452
1961-62	P/8 3 SPD.-S.T. (H.D.)		1	2358436
1961-62	P/8 4 SPD.-S.T.		1	3783317
1962	T/4-T/8 4 SPD.-S.T.		1	543014
1961	P/8 4 SPD.-S.T. . . . (4.352)	PACKAGE, close ratio gear conversion	1	541109

4.422 BEARING, TRANS. COUNTERSHAFT

1961-62	All 3 SPD.-S.T. (STD.)	roller type	50	435847
1961-62	P/8 3 SPD.-S.T. (H.D.)		80	3709328
1961-62	P/8 4 SPD.-S.T.		80	3709328
1962	T/4-T/8 4 SPD.-S.T.		92	9414193
1961-62	All 3 SPD.-S.T. (STD.)	WASHER, counter gear needle bearing thrust	2	3737814
1961-62	P/8 3 SPD.-S.T. (H.D.)	countershaft bearing	4	3709324
1961-62	P/8 4 SPD.-S.T.	countershaft bearing	6	3709324
1962	T/4-T/8 4 SPD.-S.T.	countershaft bearing	4	3775063
1961-62	P/8 3 SPD.-S.T. (H.D.)	SPACER, countershaft bearing	1	3709323
1961-62	P/8 4 SPD.-S.T.		1	3709323
1962	T/4-T/8 4 SPD.-S.T.		1	3775062

4.423 WASHER, COUNTER GEAR BEARING

1961-62	T/4-T/8 3 SPD.-S.T.	counter gear thrust	2	3845097
1961-62	All 3 SPD.-S.T. (STD.) (4.422)	needle bearing thrust . . . (57/64" L.D. x 1 5/32" O.D. x 1/32" thk.)	2	3737814
1961-62	P/8 3 SPD.-S.T. (H.D.) (4.422)	countershaft bearing retainer . (57/64" L.D. x 15/32" O.D. x 1 1/16" thk.)	4	3709324
1961-62	All 3 SPD.-S.T. (STD.)	counter gear thrust	2	3740819
1961-62	P/8 3 SPD.-S.T. (H.D.)	countershaft front thrust	1	3709325
1961-62	P/8 3 SPD.-S.T. (H.D.)	countershaft rear thrust-w/oil grooves	1	3709326
1961-62	P/8 3 SPD.-S.T. (H.D.)	countershaft rear thrust-less oil grooves	1	3709327
1961-62	P/8 4 SPD.-S.T. . . . (4.422)	countershaft bearing retainer	6	3709324
1962	T/4-T/8 4 SPD.-S.T.	counter gear thrust	2	3775060

4.426 SPACER, COUNTER SHAFT BEARING

1961-62	P/8 3 SPD.-S.T. (H.D.) (4.422)	1	3709323
1961-62	P/8 4 SPD.-S.T. (4.422)	1	3709323

4.428 COUNTERSHAFT, TRANSMISSION

1961-62	All 3 SPD.-S.T. (STD.)	(7-1/8" long)	1	3707179
1961-62	P/8 3 SPD.-S.T. (H.D.)	(9-7/16" long)	1	3709300
1961-62	P/8 4 SPD.-S.T.	(9-7/16" long)	1	3709300
1962	T/4-T/8 4 SPD.-S.T.	(8-31/64" long)	1	3775061

4.429 KEY, TRANSMISSION COUNTERSHAFT

1961-62	P/8 3 SPD.-S.T. (H.D.) (8.960)	(1/8"x5/8")	1	103905
1961-62	P/8 4 SPD.-S.T. (8.960)	(1/8"x5/8")	1	103905

4.430 GEAR, REVERSE IDLER

1961	T/4-T/8 S.T.		1	3759842
1961-62	P/8 3 SPD.-S.T. (STD.)		1	3782123
1961-62	P/8 3 SPD.-S.T. (H.D.)	w/bushing	1	2358431
1961-62	P/8 4 SPD.-S.T.	Front	1	3774904
1961-62	P/8 4 SPD.-S.T.	Rear	1	3774905
1962	T/4-T/8 3 SPD.-S.T.		1	3743358
1962	T/4-T/8 4 SPD.-S.T.		1	3780111

4.431 BEARING, REVERSE IDLER GEAR THRUST

1961-62	All 3 SPD.-S.T. (STD.)		1	457202
---------	------------------------	-------	--	---	--------

4.433 SHAFT REVERSE IDLER GEAR

1961-62	All 3 SPD.-S.T. (STD.)		1	590831
1961-62	P/8 3 SPD.-S.T. (H.D.)		1	3709309
1961-62	P/8 4 SPD.-S.T.		1	3746277
1962	T/4-T/8 4 SPD.-S.T.		1	3780887

4.435 KEY-PIN-RING, REVERSE IDLER SHAFT

1961-62	P/8 3 SPD.-S.T. (H.D.) (8.960)	KEY, reverse idler shaft	(1/8"x5/8")	1	103905
1961-62	P/8 4 SPD.-S.T. (8.960)	reverse idler shaft	(1/8"x5/8")	1	103905
1962	T/4-T/8 4 SPD.-S.T. . 8.960)	reverse idler shaft	(3/32"x1/2")	1	103904
1961-62	All 3 SPD.-S.T. (STD.)	PIN, reverse idler shaft lock	(1/4"x3/4")	1	590832
1961-62	P/8 4 SPD.-S.T.	reverse idler shaft lock	(1/4"x3/4")	1	590832
1961-62	P/8 4 SPD.-S.T.	RING, reverse idler front gear retainer		1	3774910

4.437 WASHER, REVERSE IDLER GEAR THRUST

1961-62	P/8 3 SPD.-S.T. (STD.)	Front	1	591091
1961-62	All 3 SPD.-S.T. (STD.)	Rear	1	3746442
1961-62	P/8 4 SPD.-S.T.	Front	1	3774909
1961-62	P/8 4 SPD.-S.T. (4.423)		1	3740819

4.442 WASHER, TRANS. COUNTERSHAFT THRUST

1961-62	All 3 SPD.-S.T. (STD.) (4.423) (15/16" LD,x1-5/8" O.D.)	2	3740819
1961-62	P/8 3 SPD.-S.T. (H.D.) (4.423) Front (7/8" LD,x2-5/8" O.D.)	1	3709325
1961-62	P/8 3 SPD.-S.T. (H.D.) (4.423)	w/oil grooves Rear (7/8" LD,x2-1/8" O.D.)	1	3709326
1961-62	P/8 3 SPD.-S.T. (H.D.) (4.423)	less oil grooves Rear (7/8" LD,x2-1/8" O.D.)	1	3709327
1961-62	P/8 4 SPD.-S.T. (4.423)	2	3740819

4.589 PARKING BRAKE WARNING LAMP PARTS

1961-62	All exc. 21	SWITCH AND WIRE ASSY. (for factory installed lamp)	1	540200
1961-62	All exc. 21	w/field installation	1	533210
1961-62	21 All	1	537728
1961-62	All exc. 21	SOCKET AND WIRE ASSY. (for factory installed lamp)	1	540199
1961-62	All exc. 21	w/field installation	1	533128
1961-62	All exc. 21	SPRING, lens & bezel retaining	1	529759
1961-62	All exc. 21	FLASHER	1	562728
1961-62	All exc. 21	LENS, w/bezel	1	529798
1961-62	All exc. 21	RETAINER, lens & bezel	1	529799

4.591 LEVER ASSY., PARKING BRAKE

1961	21 All	1	539964
1961	All exc. 21	1	538487
1962	21 All	1	542909
1962	All exc. 21	1	541725
1961-62	All exc. 21 (8.977)	BOLT, lever to plenum chamber brkt. . (3/8"-16x1")	2	9411832
1961	All exc. 21 (8.143)	NUT ASSY., lever to plenum chamber brkt.	1	3776822

4.597 SPRING, PARKING BRAKE CABLE RETURN

1961-62	21 All	1	539794
1961	21 All	parking brake lever release-coil	1	541861
1961	All exc. 21	front cable return-1st type (14-5/16" long)	1	537085
1961-62	All exc. 21	2nd type-1961 (10-7/8" long)	1	541182

4.600 KNOB, PARKING BRAKE RELEASE LEVER

1961-62	All exc. 21	1	542825
1961	21 All	1	542826

4.625 PEDAL, BRAKE

1961-62	21 All	1	539729
1961-62	All S.B. exc. 21	1	538604
1961-62	All P.B. exc. 21	1	538609
1961-62	All	SPACER, brake pedal	1	529323

4.626 BUSHING, BRAKE PEDAL

1961-62	All	2	537393
---------	-----	-------	---	--------

4.630 PAD, BRAKE AND CLUTCH PEDAL

1961-62	All S.T.		2	494832
1961-62	All A.T.-H.T. S.B.		1	538567
1961-62	All H.T. P.B.	with plate	1	538714
1961-62	All L.H.D.	parking brake lever	1	524262

4.634 BRACKET, BRAKE AND CLUTCH PEDAL MOUNTING

1961	21 All S.T.		1	539665
1961	21 All A.T.		1	539820
1961	All S.B. exc. 21		1	538556
1961-62	All S.T.-P.B. exc. 21		1	538561
1961-62	All H.T.-P.B.		1	538557
1962	21 All S.T.		1	541670
1962	21 All A.T.		1	541671
1962	All S.B. exc. 21		1	541668
1961-62	21 All S.T. (Q.833)	BOLT, brake and clutch pedal pivot	1	539747
1961	All exc. 21	CLEVIS, master cyl. push rod	1	538603
1962	All S.B. exc. 21		1	542450
1962	All P.B. exc. 21		1	538603
1961-62	All (8.942)	PIN, master cyl. push rod. (3/8"-1-1/16")	1	274523

4.639 SPRING, BRAKE PEDAL RETURN

1961-62	21 All		1	539731
1961-62	All S.B. exc. 21		1	538608

4.649 REPAIR KIT, BRAKE MASTER CYLINDER

1961-62	All S.B.		1	5456967
---------	------------------	--	---	---------

4.650 CYLINDER ASSY., BRAKE MASTER

1961	21 all S.B.		1	5459640
1961	All S.B. exc. 21		1	5460224
1961-62	All Bendix P.B. (▲)		1	524748
1962	21 All		1	5460960
1962	All S.B. exc. 21		1	5460970
1961	All Moraine P.B.	BODY, brake master cylinder	1	5459754
1962	All Moraine P.B.		1	5460881

▲NOTE: 1st type on 1962 with P-2 stamped on shell flange.

4.651 CAP ASSY., MASTER CYLINDER FILLER

1961	All S.B.	steel	1	5455826
1961-62	All Bendix P.B.	plastic	1	581787
1961	All Moraine P.B.	steel	1	5455826
1962	All	steel	1	5455826
1962	All S.B. & Moraine P.B.	COVER, brake master cylinder	1	5460945
1962	All S.B. & Moraine P.B.	brake cyl. vented	1	5461813
1961	All S.B.	GASKET, master cyl. filler cap-use only w/cast iron cap	1	080445
1961	All Moraine P.B.	use only w/cast iron cap	1	080445
1962	All S.B.		1	5460946
1962	All Moraine P.B.		1	5460946
1962	All S.B. & Moraine P.B.	SCREW, master cyl. reservoir thumb	1	5460944
1962	All S.B. & Moraine P.B.	WASHER, master cyl. vent. cover	1	5460947

4.654 CUP, MASTER CYLINDER PISTON

1961	All S.B.	primary	1	5450617
1961	All S.B.	secondary	1	231432
1961	All Moraine P.B.	primary	1	5450617
1962	All S.B.	secondary	1	5460420

4.655 SPRING AND RETAINER ASSY., PISTON RETURN

1961-62	All Bendix P.B.	(▲)	1	534080
1961-62	All S.B.	SPRING, master cyl. piston	1	5451121
1961-62	All Moraine P.B.	1	5451121

▲NOTE: 1st type on 1962 with P-2 stamped on shell flange.

4.656 RING, MASTER CYLINDER PISTON LOCK

1961-62	All S.B.	1	231435
1961-62	All Bendix P.B. (8.934)	master cyl. piston stop	1	9413524
1961-62	All S.B.	PLATE, master cyl. push rod stop	1	5456528

4.657 VALVE ASSY., MASTER CYLINDER CHECK

1961-62	All S.B.	1	5453711
1961-62	All Bendix P.B.	(▲)	1	534082
1961-62	All Moraine P.B.	1	5453711
1961-62	All S.B.	WASHER, master cyl. valve seat	1	5456123
1961	All Moraine P.B.	1	5456123

▲NOTE: 1st type on 1962 with P-2 stamped on shell flange.

4.658 ROD, MASTER CYLINDER PUSH

1961	All S.B. exc. 21	1	5460225
1961-62	21 All S.B.	1	5456920
1961	All Bendix P.B.	master cyl. valve operating	1	536997
1962	All S.B. exc. 21	master cyl. push	1	5461494
1961-62	All Moraine P.B.	BOOT, power piston	1	5459088
1961-62	All Bendix P.B.	DISC, vacuum cyl. piston reaction (▲)	1	1476681
1961-62	All (8.916)	NUT, master cyl. push rod (3/8"-24)	1	124925
1961-62	All Bendix P.B.	SPRING, vacuum cyl. valve return (▲)	1	540457
1961-62	All Moraine P.B.	VALVE ASSY., brake cyl. air	1	5460283

▲NOTE: 1st type on 1962 with P-2 stamped on shell flange.

4.659 BOOT, VACUUM CYLINDER PUSH ROD

1961-62	All Bendix P.B.	(▲)	1	534095
1961-62	All Moraine P.B.	1	5456672
1961-62	All S.B.	master cyl. push rod	1	5456779

▲NOTE: 1st type on 1962 with P-2 stamped on shell flange.

4.661 CONNECTOR, MASTER CYLINDER PIPE

1961-62	All	1	530450
---------	---------------	-----------	---	--------

4.662 CLEVIS, MASTER CYLINDER PUSH ROD

1961-62	21 All (8.946) (3/8"-24)	1	144243
---------	--------------------------	---------------------	---	--------

4.665 CYLINDER ASSY., WHEEL BRAKE

1961-62	21 All	Front	5460340 RH	5460341 LH
1961-62	21 All	Rear	5460343 RH	5460342 LH
1961-62	All exc. 21	(1-3/16" bore) Front	5456976 RH	5456977 LH
1961-62	All exc. 21	(1" bore) Rear	5456586 RH	5456587 LH

4.666 VALVE, WHEEL BRAKE CYLINDER BLEEDER

NOTE: Some late 1961 Pontiac cars built at South Gate and Pontiac plants were equipped with 15/16" rear wheel cylinders in place of 1" wheel cylinders. Use of these cylinders started on vehicle serial numbers listed below. When making replacement use wheel cylinder assemblies 5450400 R,H, and 5450401 L,H, (Gp. 4.665).

SOUTH GATE

Ratio	Vehicle Identification No.					
2.56 Standard Axle	361S 8210	561S 4237	661S 2525	761S 1613	861S 8262	
*2.69 Standard Axle	361S 8014	561S 4160	661S 2490	761S 1593	861S 8025	
2.87 Standard Axle	361S 8179	561S 4237		761S 1613		
3.08 Standard Axle	361S 8246	561S 4237	661S 2525	761S 1613	861S 8262	
3.08 Safe-T-Track	361S 8246	561S 4237	661S 2525	761S 1613	861S 8262	
3.23 Standard Axle	361S 8175	561S 4237	661S 2525	761S 1613	861S 8262	
3.42 Standard Axle	361S 8246	561S 4237	661S 2525	761S 1613	861S 8262	
3.64 Safe-T-Track	361S 8549	561S 4235	661S 2578	761S 1635	861S 8555	

*Except 361S 8058 through 8160, 561S 4174 through 4212, 661S 2498 through 2510, 761S 1597 through 1604, 861S 8072 through 8182.

PONTIAC

Ratio	Vehicle Identification No.		
3.08 Standard Axle (only)	361P 39817	‡ 661P 9603	* 861P 22811

‡ Except 661 P 9605, 9610, 9614, 9618, 9620

* Except 861 P 22816, 22829, 22833, 22871

1961-62	21 All	Front	2	5459294
1961	All exc. 21	Front and rear	4	1074893
1961-62	All exc. 21	SCREW, wheel cyl. valve bleeder . . . (No. 10-32x1/4")	4	5454315
1961-62	21 All	wheel cyl. valve bleeder	2	5456895

4.667 CUP, WHEEL CYLINDER-RUBBER

1961-62	All exc. 21	Front	4	5456981
1961-62	All exc. 21	Rear	4	5455299
1961-62	21 All	Front	4	5454234
1961-62	21 All	Rear	4	5455439

4.667 REPAIR KIT, WHEEL CYLINDER

1961-62	21 All	Front	1	5460451
1961-62	21 All	Rear	1	5460452
1961-62	All exc. 21	Front	AR	5456566
1961-62	All exc. 21	Rear	AR	5455855

4.668 PISTON, WHEEL CYLINDER

1961-62	All exc. 21	Front (1-3/16" dia.)	4	5456980
1961-62	All exc. 21	Rear (1" dia.)	4	231334
1961-62	21 All	Front (1-1/16" dia.)	4	1409125
1961-62	21 All	Rear (15/16" dia.)	4	1409124

4.669 SPRING, WHEEL CYLINDER PISTON

1961-62	All exc. 21	w/expander	Front	2	5456982
1961-62	All exc. 21	w/expander	Rear	2	5455489
1961-62	21 All	w/expander	Front	2	5455425
1961-62	21 All	w/expander	Rear	2	5455422

4.670 BOOT, WHEEL CYLINDER

1961-62	21 All	Front	4	5460153
1961-62	21 All	Rear	4	5459963
1961-62	All exc. 21	Front	4	1074822
1961-62	All exc. 21	Rear	4	231335

4.671 WASHER, BRAKE HOSE

1961-62	All	pipe connector and brake hose	(29/64" I.D. x 45/64" O.D.)	AR	231343
1961-62	All	brake master cylinder pipe connector	1	540486

4.675 LINK, WHEEL CYLINDER CONNECTING

1961-62	21 All	8	5460397
1961-62	All exc. 21	8	509233

4.680 HOSE, BRAKE

1961-62	21 All	Front	2	766892
1961-62	21 All	Rear	2	766893
1961-62	All exc. 21	Front	2	766798
1961-62	All exc. 21	Rear	2	766799

4.681 BRACKET, BRAKE HOSE

1961-62	21 All	front brake hose cross member	537748 RH	537749 LH
1961-62	21 All	rear brake hose cross member	2	537733
1961-62	All exc. 21	front brake hose frame	2	537088
1961-62	All exc. 21	rear brake hose frame	1	537092
1961-62	All exc. 21	rear brake hose to axle housing	1	537091
1961-62	All	YOKE, front brake hose to frame retainer	2	709818
1961-62	All	rear brake hose to frame bracket	1	709818
1961-62	All	brake hose to axle housing bracket	1	709818
1961-62	21 All	brake hose to cross member bracket	4	709818

4.683 FLUID, HYDRAULIC BRAKE

1961-62	All	pint (super 11)	AR	5453723
1961-62	All	quart (super 11)	AR	5453724
1961-62	All	gallon (super 11)	AR	5451232
1961-62	All	5 gallons (super 11)	AR	5451233
1961-62	All	30 gal. drum (super 11)	AR	5453793
1961-62	All	FLUID, brake flushing-quart (Declene)	AR	5450412

4.685 PIPE, HYDRAULIC BRAKE

1961-62	21 All	front brake	537797 RH	537798 LH
1961-62	21 All	rear brake	537801 RH	537802 LH
1961	All exc. 21	rear brake	537303 RH	537304 LH
1961-62	All exc. 21	rear brake	Center	1 537305
1961	21 All	master cyl. to connector	1	537800
1961	All S.B. exc. 21	master cyl. to connector	1	537302
1961-62	All P.B.	master cyl. to connector (▲)	1	537306
1961-62	23-25-27-29 All	master cyl. pipe conn. to rear brake hose	1	537300
1961-62	26-28 All	master cyl. pipe conn. to rear brake hose	1	537301
1961-62	21 All	front conn. to rear conn. brake	1	537799
1961-62	All exc. 21	conn. to front brake	537297 RH	537298 LH
1962	All exc. 21	rear brake	541897 RH	541898 LH
1962	All S.B. exc. 21	master cyl. to connector	1	542275
1962	All Moraine P.B.	master cyl. to connector	1	542276
1962	All Bendix P.B.	master cyl. to connector (▲▲)	1	542276
1962	21 All	master cyl. to connector	1	542277
1961-62	All (8,963)	NUT, master cyl. frt. and rear brake pipe (1/4")	AR	137397

▲NOTE: 1st type on 1962 with P-2 stamped on shell flange.

▲▲NOTE: 2nd type with P-2A stamped on shell flange.

4.686 CONNECTOR, REAR BRAKE PIPE

1961-62	All (8.963)	three way tee (1/4")	1	127927
1961-62	All exc. 21 (3.162)	CLIP, brake pipe to frame	4	537296

4.764 LEVER, PARKING BRAKE INTERMEDIATE

1961-62	All exc. 21	1	537087
---------	-------------	-------	-------	-------	---	--------

4.765 CLEVIS-EQUALIZER-PIN, PARKING BRAKE CABLE

1961	All exc. 21	CLEVIS, parking brake rear cable	1	502707
1962	All exc. 21	parking brake cable to intermediate lever	1	541409
1961-62	21 All	EQUALIZER, parking brake rear cable	1	6256437
1961-62	All exc. 21	PIN, parking brake rear cable clevis	1	502725

4.779 CABLE ASSY., PARKING BRAKE

1961-62	All exc. 21	Front	1	537084
1961-62	21 All	Front	1	539789
1961-62	21 All	Rear	1	539793
1961	23-25-27 All	Rear	1	537141
1961-62	26-28 All	Rear	1	537142
1962	23, 27, 29 All	Rear	1	541571

4.781 CLEVIS-CONNECTOR, PARKING BRAKE CABLE

1961-62	All exc. 21 (8.946)	CLEVIS, cable to intermediate lever (5/16"-24x2-1/4")	1	144242
1961-62	All exc. 21	CONNECTOR, rear cable	1	537485
1961-62	All exc. 21 (8.942)	PIN, cable to intermediate lever (5/16"x31/32")	1	121741

4.784 FELT, PARKING BRAKE CABLE ANCHOR

1961-62	All exc. 21	rear cable	2	496342
---------	-------------	-------	------------	-------	---	--------

4.785 ANCHOR, PARKING BRAKE CABLE

1961-62	21 All	front cable to torque tube	1	502739
1961-62	21 All 3 SPD.-S.T.	BRACKET, brake cable return spring	1	539790
1961-62	21 All	brake rear cable cross member 539791 RH		539792 LH
1961	21 All	brake front cable to side rail	1	535809
1961	21 All	CLIP, brake cable to torque tube	1	542724
1962	21 All	brake front cable to shield rail	1	3783126
1961-62	All exc. 21	GUIDE, brake rear cable	1	537334
1961-62	All exc. 21	HOOK, brake rear cable guide	1	537093
1961-62	All exc. 21	parking brake rear cable-anti-rattle 540589 RH		540590 LH
1961-62	T/4-T/8	PROTECTOR, rear brake torque tube	1	541260
1961-62	All exc. 21	RETAINER, front cable to frame	1	516213
1961-62	All exc. 21	rear cable to frame	2	579058
1961-62	21 All	rear cable to bracket	2	579058
1961-62	All	front cable to dash	1	516213

4.786 ANCHOR, BRAKE CABLE TO REAR BRAKE

1961-62	All exc. 21	Rear	537139 RH	537140 LH
---------	-------------	-------	-------	------	-----------	-----------

4.898 KIT, POWER BRAKE CYLINDER

1961-62	All Moraine P.B.	master cyl. repair	1	5460580
1961	All Moraine P.B.	vacuum cyl. repair	1	5459806
1961-62	All Bendix P.B.	master cyl. repair	1	3813912
1961-62	All Bendix P.B.	vacuum cyl. repair	1	3795920

4.901 CYLINDER ASSY., VACUUM POWER BRAKE

1961-62	All Bendix P.B.		1	536998
1961	All Moraine P.B.	vacuum and master brake	1	5460210
1961-62	All Bendix P.B.	vacuum and master brake (▲)	1	538566
1962	All Moraine P.B.	vacuum and master brake	1	5461030
1962	All Bendix P.B.	vacuum and master brake (▲▲)	1	543288

▲NOTE: 1st type on 1962 with P-2 stamped on shell flange.

▲▲NOTE: 2nd type on 1962 with P-2A stamped on shell flange.

4.902 TANK, VACUUM RESERVE

1961-62	All P.B.		1	538780
---------	------------------	--	---	--------

4.906 HOUSING-SHELL, BRAKE CYLINDER VACUUM DIAPHRAGM

1961	All Moraine P.B.	HOUSING, vacuum cyl. diaphragm	Front	1	5456649
1961	All Moraine P.B.		Rear	1	5460278
1962	All Moraine P.B.		Front	1	5460632
1962	All Moraine P.B.		Rear	1	5461002
1961-62	All Bendix P.B.	SHELL ASSY., vacuum cyl.	Front	1	1472982
1961-62	All Bendix P.B. (8.977)	SCREW, vac. cyl. rear shell to front shell (No. 12-28x3/8" Rd. Hd.)		8	9412084

4.910 CUP-SEAL-SHIM, HYDRAULIC CYLINDER

1961-62	All Bendix P.B.	CUP, master cylinder-primary (▲)		1	534075
1961-62	All Bendix P.B.	master cylinder-secondary (▲)		1	534073
1961-62	All Bendix P.B.	SEAL, vacuum cyl. push rod to vac. cyl. piston (▲)		1	393495
1961-62	All Bendix P.B.	master cyl. to vac. cyl. (▲)		1	3759031
1961-62	All Moraine P.B.	master cyl. to housing		1	5456683
1961-62	All Moraine P.B.	master cyl. piston to power diaphragm supt. plate-"O" ring		1	5456679
1961-62	All Moraine P.B.	master cyl. piston secondary		1	5456682
1961	All Moraine P.B.	SHIM, master cyl. to front housing		2	5459511
1962	All Moraine P.B.	master cyl. to diaphragm housing		2	5460633

▲NOTE: 1st type on 1962 with P-2 stamped on shell flange.

4.913 AIR CLEANER PARTS, BRAKE VACUUM CYLINDER

1961	All Bendix P.B.	CLEANER AND TUBES ASSY., master cyl.		1	536996
1961-62	All Moraine P.B.	FILTER, vacuum cyl. air	AR	1	5459504
1961-62	All Bendix P.B.	(▲)		1	534094
1962	All Moraine P.B.	vacuum cyl. power piston		1	5460899

▲NOTE: 1st type on 1962 with P-2 stamped on shell flange.

4.915 PISTON, MASTER CYLINDER

1961-62	All Moraine P.B.			1	5459609
1961	All Bendix P.B.			1	534085
1962	All Bendix P.B.			1	540949

4.918 PLUNGER ASSY., VACUUM CYLINDER VALVE

1961-62	All Bendix P.B.	(▲)		1	540458
1961-62	All Moraine P.B.	BUMPER, air valve		1	5456681
1961-62	All Moraine P.B.	SPRING, brake cyl. air valve return (17/32" O.C.,x1-1/16" long)		1	5460665
1961-62	All Moraine P.B.	brake cyl. air valve return (21/32"; I.D.,x13/16" long)		1	5460666
1962	All Moraine P.B.	brake cyl. air valve		1	5460991

4.922 PLATE, VACUUM CYLINDER PISTON

1961-62	All Bendix P.B.	(▲)	Front	1	393379
1961-62	All Bendix P.B.	(▲)	Rear	1	1476693
1961-62	All Moraine P.B.	power piston diaphragm supt.		1	5459586
1961-62	All Moraine P.B.	DIAPHRAGM, power piston		1	5456670
1961-62	All Bendix P.B.	EXPANDER, vacuum cyl. piston packing (▲)		1	534103
1961-62	All Bendix P.B.	FELT, vacuum cyl. piston (▲)		1	393378
1961-62	All Bendix P.B.	PACKING, vacuum cyl. piston (▲)		1	534110
1961-62	All Moraine P.B.	PISTON, vacuum cyl. power		1	5459577
1961-62	All Moraine P.B.	SEAL, power diaphragm supt. plate to power piston		1	5459581
1961-62	All Bendix P.B.	SCREW AND WASHER ASSY., vacuum cyl. frt. plate to back plate (▲)		6	393490

▲NOTE: 1st type on 1962 with P-2 stamped on shell flange.

4.924 ROD-SPRING, VACUUM BRAKE CYLINDER

1961-62	All Bendix P.B.	ROD ASSY., vac. cyl. to master cyl. push (▲)		1	393492
1961-62	All Bendix P.B.	SPRING, vac. cyl. piston return (▲)		1	393493
1961-62	All Moraine P.B.	power piston return		1	5459506

▲NOTE: 1st type on 1962 with P-2 stamped on shell flange.

4.928 DIAPHRAGM-PLATE-RETAINER-SPRING, VACUUM CYLINDER

1961-62	All Bendix P.B.	DIAPHRAGM, vacuum cyl. poppet (▲)		1	393376
1961-62	All Bendix P.B.	PLATE, vac. cyl. piston diaphragm (▲)		1	1476692
1961-62	All Bendix P.B.	POPPET ASSY., vac. cyl.		1	393496
1961-62	All Bendix P.B.	RETAINER, vac. cyl. poppet return spring (▲)		1	393487
1961-62	All Bendix P.B.	SPRING, vac. cyl. poppet return (▲)		1	393489

▲NOTE: 1st type on 1962 with P-2 stamped on shell flange.

4.930 BRACKET-FITTING-NUT, VACUUM PIPE

1961-62	All P.B.	BRACKET, vacuum pipe		1	538956
1961-62	All P.B.-2 B.C.- 4 B.C. (3,278)	FITTING, vacuum pipe to carb.-3 way		1	535247
1961-62	All P.B. (8,963)	NUT, threaded sleeve (3/8" tubing)	AR	1	114965

4.931 CLAMP-HOSE-TUBE, VACUUM POWER BRAKE

1961	All Moraine P.B.	CLAMP, brake cyl. front hsg. exh. hose to tube		1	5460266
1961-62	All P.B. (1,166)	vacuum hose (11/16")		2	111603
1961-62	All Moraine P.B.	power diaphragm frt. hsg. exh. hose (3/4")		1	272847
1961-62	All P.B.	vacuum hose to vacuum pipes (7/8")		2	535159
1961-62	All P.B.	HOSE, vac. cyl. to reserve tank		1	537371
1961-62	All P.B.	vacuum cyl. to check valve (3/8" L.D. 28" long)	AR	1	530783
1961-62	All Bendix P.B.	vacuum cyl. (▲)		1	393494
1961-62	All Moraine P.B.	diaphragm front housing exhaust		1	5456668
1962	All P.B.	vacuum cyl. to carb. fitting (32")		1	542691
1961-62	All Mbraine P.B.	TUBE ASSY., vac. cyl. exhaust		1	5460350
1961-62	All Moraine P.B. (8,977)	SCREW, exhaust tube to housing (No. 8-32x1/2")		2	170990

▲NOTE: 1st type on 1962 with P-2 stamped on shell flange.

4.934 PLATE, VACUUM POWER BRAKE

1961-62	All Moraine P.B.	master cyl. piston reaction	1	5460292
1961-62	All Moraine P.B.	vac. cyl. air valve reaction	1	5460293
1961-62	All Moraine P.B.	LEVER, vac. cyl. piston plate reaction	1	5456657
1961-62	All Moraine P.B.	RING, vac. cyl. reaction plate retaining	1	5456673

4.935 FLOATING CONTROL VALVE PARTS

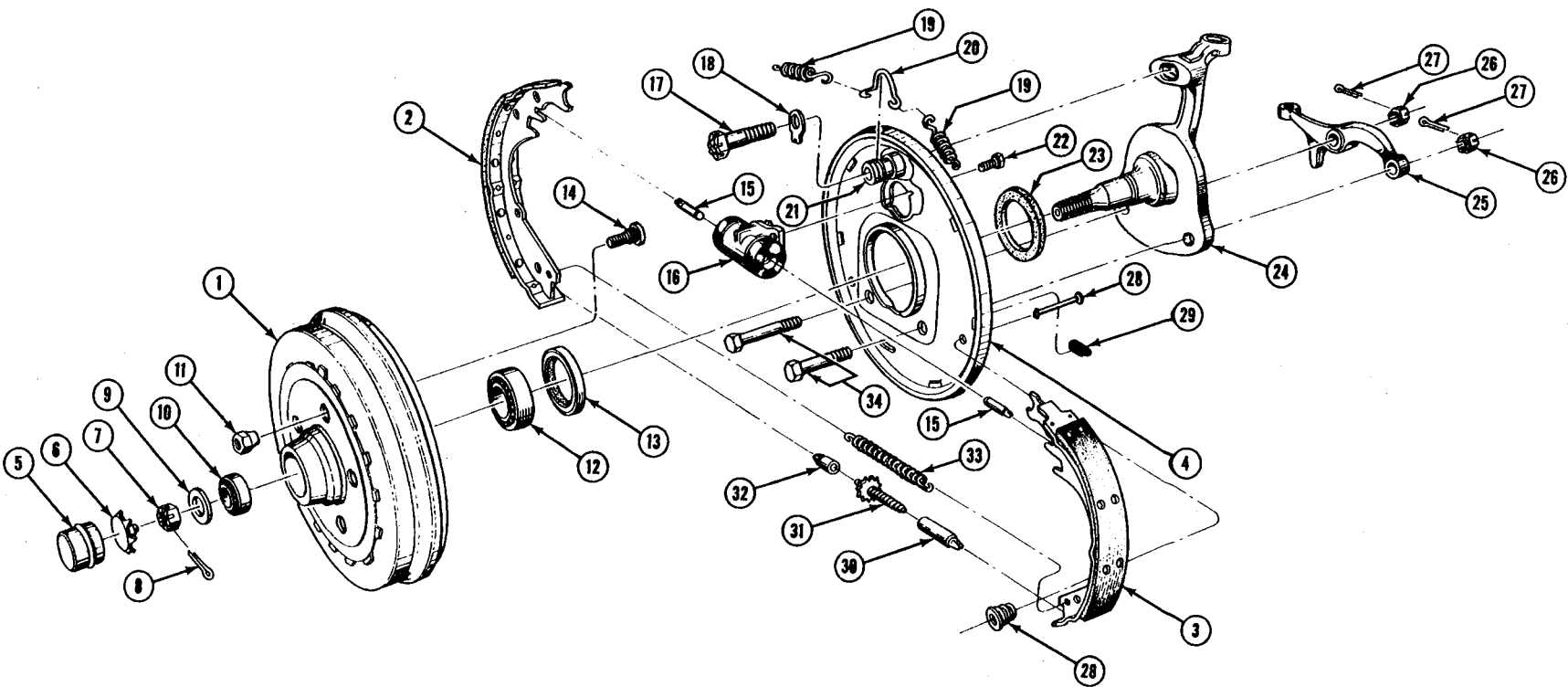
1961-62	All Moraine P.B.	DIAPHRAGM, floating control valve and reaction	1	5459104
1961-62	All Moraine P.B.	vac. cyl. piston valve reaction	1	5459103
1961-62	All Moraine P.B.	PLATE, piston reaction diaphragm supt.	1	5456662
1961-62	All Moraine P.B.	RETAINER, floating control valve spring	1	5459107
1961-62	All Moraine P.B.	piston reaction diaphragm	1	5456661
1961-62	All Moraine P.B.	SPRING, floating control valve return	1	5459106

4.955 VALVE ASSY., VACUUM CYLINDER CHECK

1961-62	All P.B.	1	5455973
---------	--------------------	-----------	---	---------

MEMO

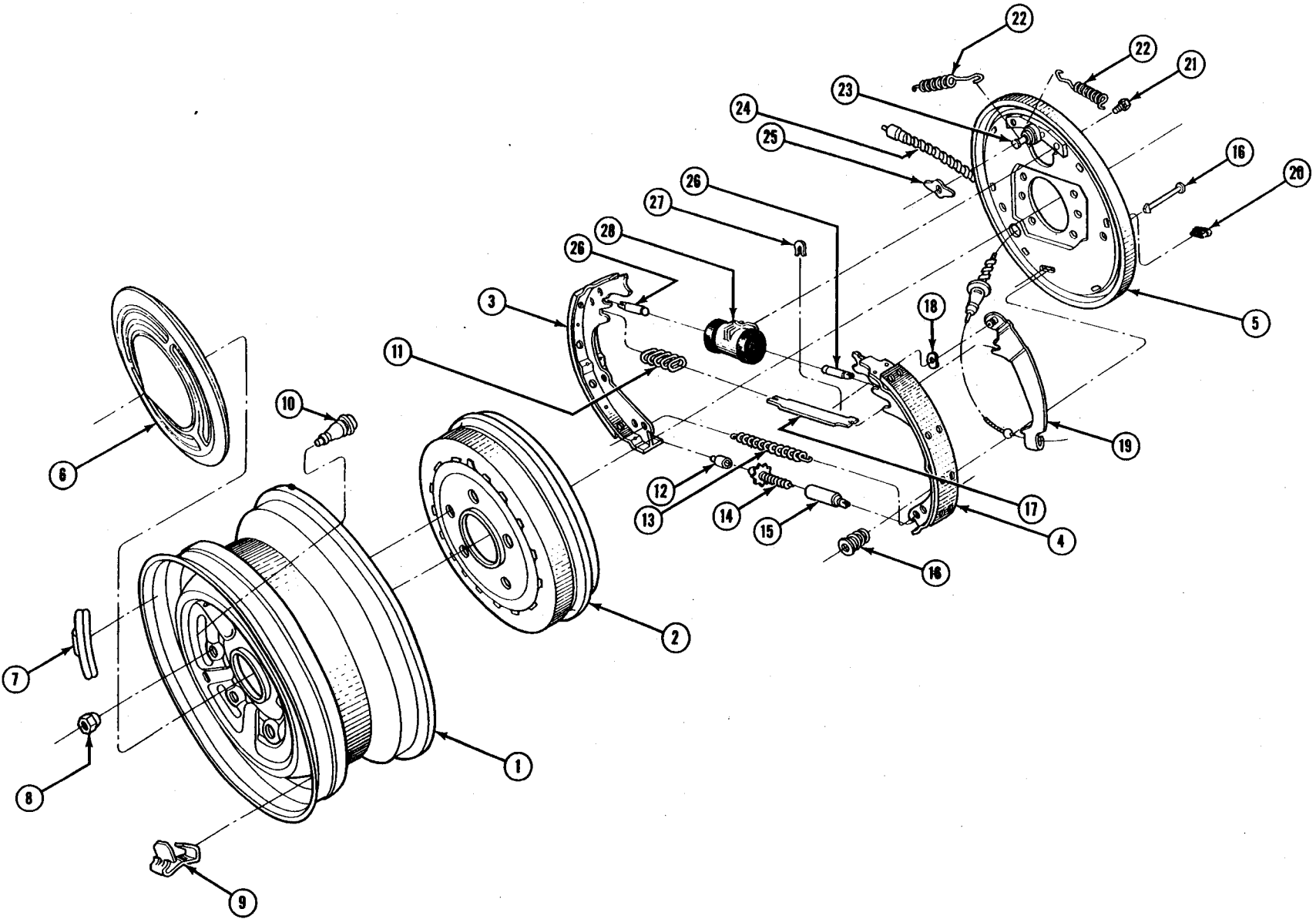
FRONT BRAKE (TEMPEST SERIES)



FRONT BRAKE (TEMPEST SERIES)

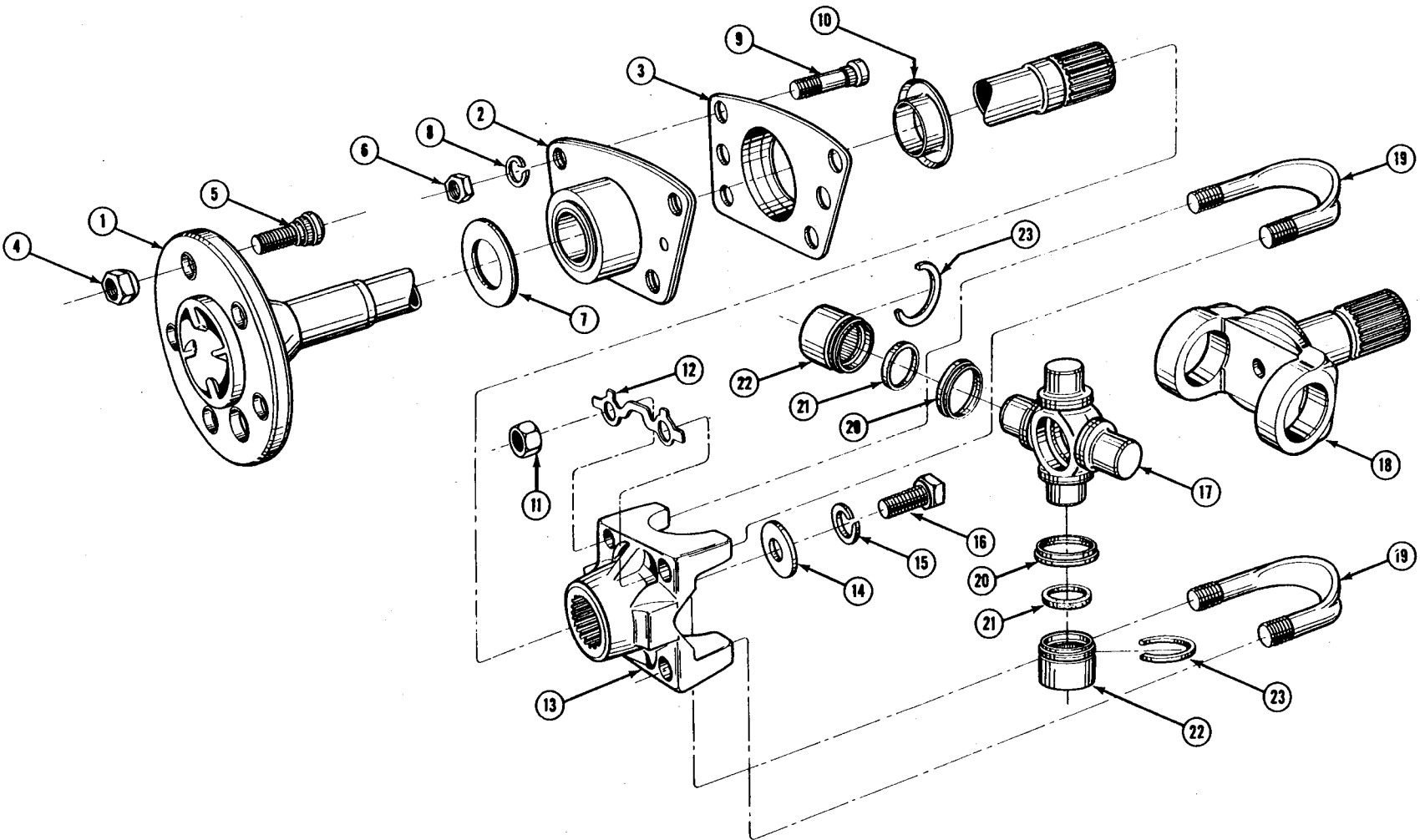
KEY	PART NAME	GROUP NO.
1	HUB & DRUM ASS'Y, Front Wheel Brake	6.306
2	SHOE & LINING ASS'Y, Front Brake Primary	5.017
3	SHOE & LINING ASS'Y, Front Brake Secondary	5.017
4	PLATE ASS'Y, Backing Front Wheel Brake	5.001
5	CAP, Front Wheel Hub Inner	6.330
6	STATIC COLLECTOR ASS'Y, Front Wheel	9.650
7	NUT, Steering Knuckle Spindle (1 1/16")	6.022
8	PIN, Steering Knuckle Spindle Nut (1/8" x 1 1/4" Cotter)	8.938
9	WASHER, Steering Knuckle Spindle	6.321
10	RACE, Front Wheel Outer Bearing—Outer	6.317
11	NUT, Wheel Hub Bolt—L.H. Thread (1/2"—20 Spec.)	5.813
12	RACE, Front Wheel Inner Bearing Outer	6.316
13	SEAL ASS'Y, Front Wheel Hub Oil	6.326
14	BOLT, Front Wheel Hub	6.335
15	LINK, Connecting Wheel Cyl.	4.675
16	CYLINDER ASS'Y, Wheel Brake	4.665
17	BOLT, Front Brake to Steering Knuckle (1/2"—20 x 2 1/2" Hex. Lock)	N.S.
18	PLATE, Wheel Cylinder	N.S.
19	SPRING, Brake Shoe to Anchor Pin Retainer	5.026
20	RETAINER, Brake Shoe Guide	5.045
21	PIN, Front Wheel Brake Back Plate Anchor	N.S.
22	SCREW & L/WASHER ASS'Y, Brake Wheel Cylinder to Support	8.900
	(5/16"—18 x 1/2") Screw	
	(5/16" Lock) Washer	8.932
23	GASKET, Front Brake Support to Knuckle	5.002
24	KNUCKLE, Steering	6.020
25	ARM, Steering Knuckle	6.103
26	NUT, Steering Knuckle Arm Bolt (7/16"—20)—Thick Hex.	8.917
27	PIN, Steering Knuckle Arm Nut (3/32"—3/4" Cotter)	8.938
28	CUP & SPRING ASS'Y, Brake Shoe Hold Down	5.042
29	COVER, Brake Adj. Hole—Rubber	5.117
30	NUT, Brake Adj. Screw Pivot	5.111
31	SCREW, Brake Shoe Adj.	5.110
32	SOCKET, Brake Adj. Screw	5.111
33	SPRING, Brake Shoe Adj. Screw	5.026
34	BOLT, Steering Knuckle Arm (7/16"—20 x 2 1/4" Hex. Hd.)	8.900

REAR BRAKE (TEMPEST SERIES)



KEY	PART NAME	GROUP NO.
1	- WHEEL ASS'Y, Rear Brake	5.803
2	- DRUM ASS'Y, Rear Brake	5.809
3	- BRAKE SHOE & LINING ASS'Y, Rear Brake Primary	5.017
4	- BRAKE SHOE & LINING ASS'Y, Rear Brake Secondary	5.017
5	- PLATE ASS'Y, Rear Brake Backing	5.001
6	- CAP ASS'Y, Wheel Hub Outer	5.858
7	- WEIGHT ASS'Y, Wheel Balance	6.367
8	- NUT, Rear Wheel & Drum to Axle Shaft	5.813
9	- CLIP, Hub Cap Retainer	5.864
10	- VALVE ASS'Y, Tubeless Tires	5.875
11	- SPRING, Parking Brake Strut to Shoe	5.151
12	- SOCKET, Rear Brake Adj. Screw	5.111
13	- SPRING, Brake Adj. Screw	5.026
14	- SCREW & PIVOT NUT ASS'Y, Brake Shoe Adj.	5.110
15	- NUT, Pivot Rear Brake Adj. Screw	5.111
16	- CUP & SPRING ASS'Y, Brake Shoe Hold Down	5.042
17	- STRUT, Parking Brake	5.150
18	- WASHER, Parking Brake Lever Retainer Spring	5.158
19	- LEVER ASS'Y, Parking Brake	5.149
20	- COVER, Rear Brake Adj. Hole	5.117
21	- SCREW & L/WASHER ASS'Y, Brake Wheel Cylinder to Support Screw (5/16"-18 x 1/2")	8.900
	Washer (5/16" Lock)	8.932
22	- SPRING, Brake Shoe Retractor (Coil)	5.026
23	- PIN, Backing Plate Anchor	N.S.
24	- CABLE ASS'Y, Parking Brake	4.779
25	- PLATE, Shoe Guide	5.045
26	- LINK, Wheel Cylinder Connecting	4.675
27	- CLIP, Parking Brake Lever Retainer	5.158
28	- CYLINDER ASS'Y, Rear Wheel Brake	4.665

REAR BRAKE (TEMPEST SERIES)

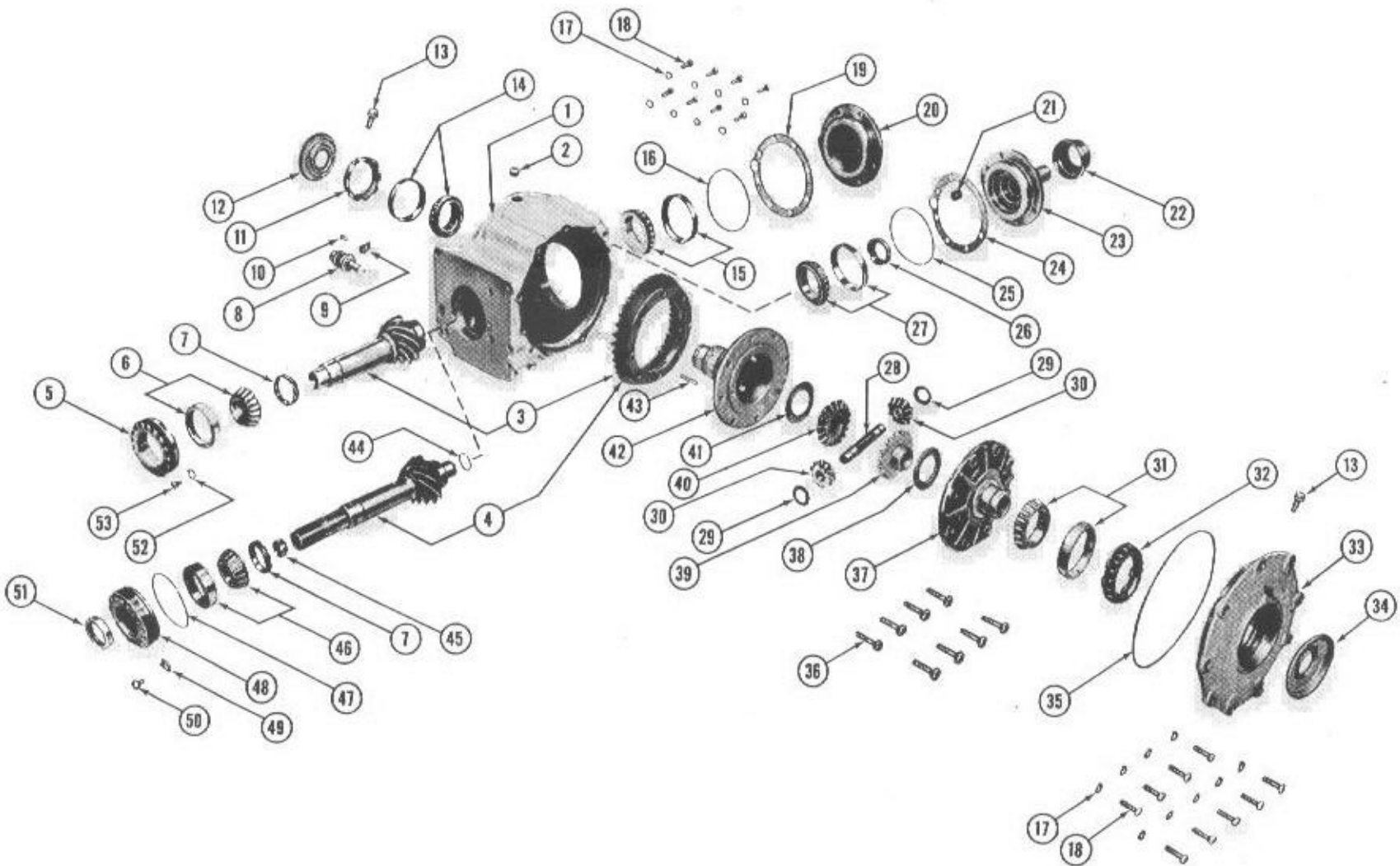


REAR AXLE AND UNIVERSAL JOINT (TEMPEST SERIES)

REAR AXLE AND UNIVERSAL JOINT (TEMPEST SERIES)

KEY	PART NAME	GROUP NO.
1	- SHAFT, Rear Axle.....	5.420
2	- BEARING ASS'Y, Rear Axle Shaft.....	5.855
3	- SHIELD, Rear Wheel Bearing Dust.....	5.002
4	- NUT, Rear Wheel & Drum to Axle Shaft.....	5.813
5	- BOLT, Rear Wheel & Drum to Axle Shaft.....	5.812
6	- NUT, Rear Brake to Control Arm (3/8"-24)—Hex.....	8.916
7	- RING, Rear Wheel Bearing Removing.....	5.816
8	- LOCK WASHER, Rear Brake to Control Arm (3/8") Med.....	8.931
9	- BOLT, Rear Brake to Control Arm (3/8"-24 x 1 1/2") Spec. (Not Serviced—Part of Axle Shaft Ass'y).....	N.S.
10	- DEFLECTOR, Rear Wheel Bearing Oil.....	5.815
11	- NUT, Rear Axle U/J Yoke "U" Clamp (5/16"-24)—Hex.....	8.916
12	- PLATE, Rear Axle U/J Yoke Lock.....	5.586
13	- YOKE, Rear Axle U/J—Outer.....	5.428
14	- WASHER, Rear Axle U/J Yoke to Axle Shaft.....	5.428
15	- LOCK WASHER, Rear Axle U/J Yoke to Axle Shaft (3/8") Med.....	8.931
16	- BOLT, Rear Axle U/J Yoke to Axle Shaft (3/8"-16 x 3/4") Hex.....	8.900
17	- SPIDER, (Journal) U/J Yoke Trunnion Bearing (Serviced as Spider & Bearing Ass'y).....	N. S.
18	- YOKE & SHIELD ASS'Y, Rear Axle Shaft U/J—Inner.....	5.428
19	- CLAMP, Rear Axle U/J Yoke "U".....	5.586
20	- SHIELD, U/J Bearing.....	5.560
21	- CORK WASHER, (Packing) U/J Bearing.....	5.560
22	- BEARING ASS'Y, Rear Axle Shaft U/J Yoke Trunnion.....	5.566
23	- RING, U/J Bearing Snap.....	5.586

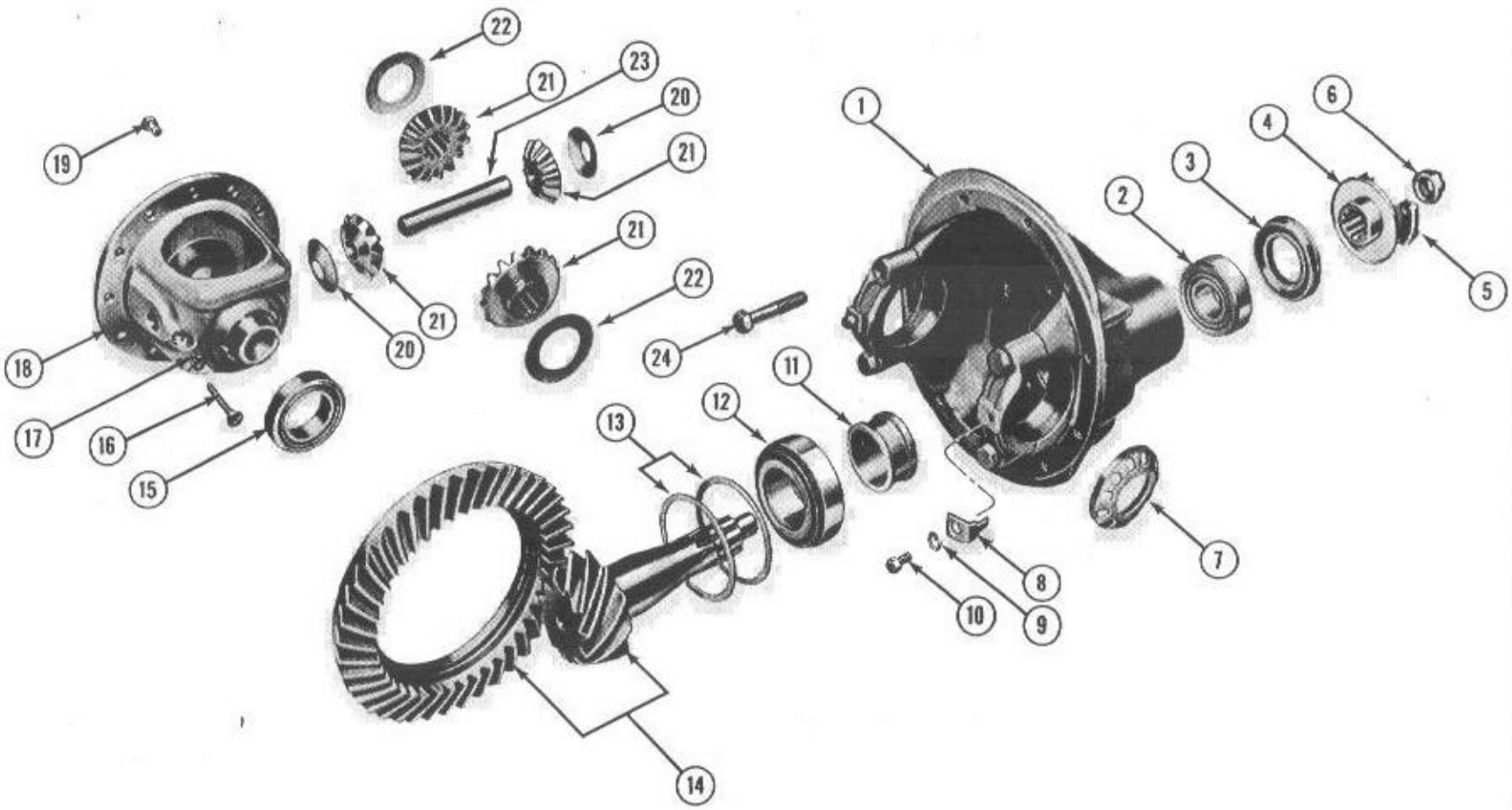
DIFFERENTIAL ASSEMBLY (TEMPEST SERIES)



DIFFERENTIAL ASSEMBLY (TEMPEST SERIES)

KEY	PART NAME	GROUP NO.
1	CARRIER AND SIDE COVER ASS'Y, Differential (includes #33)	5.505
2	PLUG, Oil Hole Differential Carrier	5.505
3	GEAR UNIT, Ring & Pinion (Synchromesh)	5.529
4	GEAR UNIT, Ring & Pinion (Auto. Trans.)	5.529
5	NUT, Pinion Shaft Bearing Adjusting (Synchromesh)	5.453
6	BEARING ASS'Y, Drive Pinion Front (Synchromesh)	5.447
7	GEAR, Speedometer Drive (Synchromesh) & (A.T.)	4.343
8	GEAR, Shaft & Sleeve Ass'y, Speedometer Driven	4.337
9	RETAINER, Speedometer Driven Gear Sleeve	4.338
10	SCREW, Speedometer Driven Gear Sleeve Retainer (1/4"-20 x 5/8")	8.900
11	NUT, Differential Side Bearing Adj.	5.537
12	SEAL, Differential Side Bearing Oil	5.539
13	LOCK SCREW, Differential Side Bearing Adj. Nut Lock w/Washer	5.539
14	BEARING ASS'Y, Differential Side	5.536
15	BEARING ASS'Y, Rear Drive Pinion (Synchromesh)	5.484
16	SEAL, "O" Ring Drive Pinion Bearing Ret. (Synchromesh)	5.485
17	WASHER, Drive Pinion Rear Bearing Retainer Bolt (3/8") Lock	8.931
18	BOLT, Drive Pinion Rear Bearing Retainer (3/8"-16 x 1 1/8") Hex	8.900
19	SHIM, Drive Pinion Bearing Retainer (Synchromesh)	5.460
20	RETAINER, Drive Pinion Rear Bearing (Synchromesh)	5.489
21	SEAL, Drive Pinion Bearing Ret. Shim (A.T.)	5.485
22	SEAL ASS'Y, Trans. Stator Oil (A.T.)	4.318
23	RETAINER PKG., Drive Pinion Rear Bearing (A.T.)	5.485
24	SHIM, Drive Pinion Bearing Ret. (A.T.)	5.460
25	SEAL, "O" Ring Drive Pinion Bearing Ret. (A.T.)	5.485
26	SEAL ASS'Y, Drive Pinion Shaft to Brg. Ret. Oil (A.T.)	5.469
27	BEARING ASS'Y, Rear Drive Pinion (Auto. Trans.)	5.484

KEY	PART NAME	GROUP NO.
28	SHAFT, Diff. Pinion	5.517
29	WASHER, Diff. Pinion Thrust	5.542
30	GEAR, Pinion Diff.	5.526
31	BEARING ASS'Y, Diff. Side	5.536
32	NUT, Diff. Side Bearing Adj.	5.537
33	COVER, Diff. Carrier Side (part of Carrier Ass'y)	N.S.S.
34	SEAL, Diff. Side Bearing Oil	5.539
35	SEAL, "O" Ring--Diff. Carrier Side Cover	5.508
36	BOLT, Diff. Case & Cover (to Ring Gear)	5.531
37	CASE UNIT, Diff. Carrier (includes #42)	5.510
38	WASHER, Diff. Side Gear Thrust	5.543
39	GEAR, Diff. Side (L.H.)	5.528
40	GEAR, Diff. Side (R.H.)	5.528
41	WASHER, Diff. Side Gear Thrust	5.543
42	CASE UNIT, Diff. Carrier (includes #37)	5.510
43	PIN, Slotted Spring-Diff. Pinion Shaft Ret. (1/4" x 1 1/2")	8.939
44	RING, Drive Pinion Oil (Auto. Trans.)	4.203
45	BUSHING, Drive Pinion Turbine Output (Auto. Trans.)	5.447
46	BEARING ASS'Y, Drive Pinion Frt. (Auto. Trans.)	5.447
47	SEAL, Drive Pinion Frt. Bearing Adj. Sleeve (A.T.)	5.469
48	NUT, Pinion Shaft Bearing Adj. (Auto. Trans.)	5.453
49	LOCK, Drive Pinion Bearing Adj. Nut (A.T.)	5.539
50	BOLT, Rear Axle Drive Pinion Gearing Adj. Nut (A.T.) (5/16"-18 x 1/2")	8.900
51	SEAL ASS'Y, Drive Pinion (Auto. Trans.) Shaft Oil	5.469
52	LOCK, Drive Pinion Bearing Adj. Nut (Synchromesh)	5.539
53	BOLT, Rear Axle Drive Pinion Bearing Adj. Nut (S.T.) (5/16"-18 x 1/2")	8.900



DIFFERENTIAL ASSEMBLY (EXC. TEMPEST SERIES)

DIFFERENTIAL ASSEMBLY (EXC. TEMPEST SERIES)

KEY	PART NAME	GROUP NO.
1	CARRIER & CAP ASS'Y, Differential	5.505
2	BEARING ASS'Y, Differential Pinion Front	5.447
3	SEAL ASS'Y, Rear Axle Drive Pinion Oil	5.469
4	SHIELD, Drive Pinion Splash	5.468
5	FLANGE, Rear U/J Companion	5.545
6	NUT, Rear Axle Drive Pinion	5.595
7	NUT, Differential Side Bearing Adjusting	5.537
8	LOCK, Differential Side Bearing Adjusting Nut	5.539
9	LOCK WASHER, Diff. Side Bearing Adj. Nut (5/16" Hvy.) Plain	8.931
10	BOLT, Diff. Side Bearing Adj. Nut (5/16"-18 x 1/2") Hex.	5.539
11	SPACER, Drive Pinion Bearing	5.453
12	BEARING ASS'Y, Differential Pinion Rear	5.484
13	SHIM, Drive Pinion Bearing	5.460
14	RING GEAR & PINION, Differential	5.529
15	BEARING ASS'Y, Diff. Side	5.536
16	SCREW, Diff. Pinion Shaft Lock	5.518
17	LOCK WASHER, Diff. Pinion Shaft (5/16") Hvy.	8.931
18	CASE, Differential	5.510
19	BOLT, Ring Gear to Case	5.531
20	WASHER, Diff. Pinion Thrust	5.542
21	GEAR PKG., Differential	5.527
22	WASHER, Diff. Side Gear Thrust	5.543
23	SHAFT, Differential Pinion	5.517
24	BOLT, Diff. Carrier Bearing Cap (1/2"-13 x 3")	5.506

YEAR	MODEL	PART NAME	PART NO.	PER CAR	PART NO.
------	-------	-----------	----------	---------	----------

5.001 SUPPORT ASSY., BRAKE

1961-62	All exc. 21	Front	5459737 RH		5459736 LH
1961-62	All exc. 21	Rear	5460023 RH		5460022 LH
1961-62	21 All	PLATE ASSY., front brake backing	5460444 RH		5460443 LH
1961-62	21 All	rear brake backing	5460446 RH		5460445 LH

5.002 BOLT-GASKET-NUT-SHIELD, BRAKE SUPPORT

1961-62	All exc. 21	BOLT (7/16"-20x2-3/8")		4	502321
1961-62	All exc. 21	(9/16"-18x1")		2	9411285
1961-62	21 All (8,900)	frt. brake assy. to strg. knuckle (1/2"-20x2-1/2")		2	9417029
1961-62	21 All	GASKET		2	539570
1961-62	All exc. 21	front brake support to knuckle		2	535519
1961-62	21 All	NUT, rear brake to control arm (3/8"-24)		8	540010
1961-62	All exc. 21	KIT, frt. brake mist shield		1	5461009
1961-62	21 All	SHIELD, rear wheel brg. dust		2	3780078

5.017 BRAKE SHOE AND LINING PACKAGE (FOR TWO WHEELS)

NOTE: Consists of 2 primary and 2 secondary shoe and lining assemblies.

1961-62	All exc. 21	standard	Front	1	534299
1961-62	All exc. 21	standard	Rear	1	534301
1961-62	All exc. 21	.030 O.S.	Front	1	534300
1961-62	All exc. 21	.030 O.S.	Rear	1	534302
1961-62	21 All	standard	Front and rear	2	5460545
1961-62	21 All	.030 O.S.	Front and rear	2	5460546

5.018 BRAKE LINING PACKAGE (FOR TWO WHEELS)

1961-62	All exc. 21	standard	Front	1	534295
1961-62	All exc. 21	standard	Rear	1	534297
1961-62	All exc. 21	.030 O.S.	Front	1	534296
1961-62	All exc. 21	.030 O.S.	Rear	1	534298
1961-62	21 All	standard	Front and rear	2	5460547
1961-62	21 All	.030 O.S.	Front and rear	2	5460548

5.022 GASKET, REAR BRAKE TO AXLE HOUSING

1961-62	All exc. 21			2	532397
---------	-------------	--	--	---	--------

5.024 BOLT, REAR BRAKE TO AXLE

1961-62	All exc. 21			8	414999
---------	-------------	--	--	---	--------

5.026 SPRING, BRAKE SHOE

1961-62	All exc. 21	shoe to anchor pin-green	Front	4	508126
1961-62	All exc. 21	shoe to anchor pin-grey	Rear	4	3694822
1961-62	21 All	adjusting screw		4	5459857
1961-62	All exc. 21	adjusting screw		4	3707417
1961-62	21 All	brake retractor	Front	4	5460148
1961-62	21 All	brake retractor	Rear	4	5460130

5.041 PIN, BRAKE SHOE HOLD DOWN SPRING

1961-62	All exc. 21	Front	4	1293908
1961-62	All exc. 21	Rear	4	1293958
1961-62	21 All		8	5459888

5.042 CUP AND SPRING, BRAKE SHOE HOLD DOWN

1961	21 All		8	5456480
1961-62	All exc. 21		8	5456480
1962	21 All	Front	4	545648
1962	21 All	Rear	4	5461214

5.043 SPRING PKG., BRAKE SHOE HOLD DOWN

1961-62	All exc. 21	Front	2	530020
1961-62	All exc. 21	Rear	2	534357

5.045 GUIDE, BRAKE SHOE ANCHOR PIN

1961-62	All exc. 21	Front and Rear	4	497812
1961-62	21 All	PLATE, rear brake shoe guide		2	5460399
1961-62	21 All	RETAINER, frt. brake shoe guide		2	5460147

5.055 PIN, BRAKE SHOE ANCHOR

1961-62	All exc. 21	Front	2	5454791
---------	-------------	-------	-------	-------	---	---------

5.056 WASHER, BRAKE SHOE ANCHOR PIN

1961-62	All exc. 21	(5/8" heavy)	2	494177
---------	-------------	-------	-------	--------------	---	--------

5.057 NUT, BRAKE SHOE ANCHOR PIN

1961-62	All exc. 21		2	553746
---------	-------------	-------	-------	--	---	--------

5.110 SCREW, BRAKE SHOE ADJUSTING

1961-62	All exc. 21	Front and rear	5455768 RH	496351 LH
1961-62	21 All	Front and rear		4 5459849

5.111 NUT-SOCKET-WASHER, BRAKE SHOE ADJUSTING SCREW

1961-62	All exc. 21	NUT, brake shoe adj. screw-w/3 grooves	Front	509208 LH
1961-62	All exc. 21	w/2 grooves	Rear	509235 LH
1961-62	All exc. 21	w/4 grooves	Front	5456962 RH
1961-62	All exc. 21	w/1 groove	Rear	5459322 RH
1961-62	21 All	Front and rear	4 5460453
1961-62	All exc. 21	SOCKET, brake shoe adj. screw	Front	2 509209
1961-62	All exc. 21	Rear	2 509234
1961-62	21 All	Front and rear	4 5460454
1961-62	21 All	WASHER, front brake shoe adj. screw anti-squeak		2 5461906

5.117 COVER, BRAKE SHOE ADJUSTING HOLE

1961-62 All rubber 4 503630

5.149 LEVER ASSY., PARKING BRAKE

1961-62 All exc. 21 5456974 RH 5456973 LH
 1961-62 21 All 5460448 RH 5460447 LH

5.150 STRUT, PARKING BRAKE

1961-62 All exc. 21 lever to shoe 2 5456975
 1961-62 21 All lever to shoe 5460450 RH 5460449 LH

5.151 SPRING, REAR BRAKE

1961-62 All exc. 21 strut to shoe 2 502327
 1961-62 21 All parking brake strut to shoe 2 5460129

5.158 PIVOT, PARKING BRAKE LEVER ACTUATING

1961-62 All exc. 21 2 502305
 1961-62 21 All CLIP, parking brake lever retainer 2 5454798
 1961-62 21 All SPRING, parking brake lever retainer 2 5454797
 1961-62 All exc. 21 WASHER, parking brake pivot spring 2 1300540

5.380 SHIM, REAR CROSS MEMBER

1961 21 All cross member to body mtg. wheel camber adjusting . AR 537716
 1961-62 21 All SPACER, rear cross member to body 2 540951

5.381 BUSHING-RETAINER-SHAFT-SHIELD, REAR AXLE CONTROL ARM

1961-62 All exc. 21 BUSHING, control arm Upper and lower 8 538259
 1961-62 21 All control arm 4 3714368
 1961-62 21 All RETAINER, control arm bushing 4 3783398
 1961-62 21 All SHAFT PKG., control arm 2 6256493
 1961-62 21 All SHIELD, control arm pivot splash 4 6257609

5.382 ARM ASSY., REAR AXLE CONTROL

1961-62 All exc. 21 Upper 2 538122
 1961-62 All exc. 21 Lower 2 538257
 1961 21 All 537546 RH 537547 LH
 1962 21 All 3798001 RH 3798002 LH

5.383 BOLT-NUT, SHIM-WASHER, REAR AXLE CONTROL ARM

1961 All exc. 21 BOLT, control arm to frame and axle Upper and lower (9/16"-18x3-9/16") 8 528733

1961-62	21 All	(8,900)	rear axle control arm shaft . . . (7/16"-20x1-1/8")	4	454972
1961	21 All	(8,900)	control arm to cross member (3/8"-24x2")	8	425573
1962	21 All		control arm to rear cross member Front (3/8"-24x2-3/4")	4	541627
1962	21 All	(8,900)	control arm to cross member Rear (3/8"-24x2-3/8")	4	9417976
1961-62	All exc. 21		NUT, control arm to frame and axle Upper and lower (9/16"-18)	8	451023
1961-62	21 All	(8,917)	control arm to cross member (3/8"-24)	8	192062
1962	21 All		SHIM, rear axle control arm to cross member	8	541572
1961-62	21 All	(3,275)	WASHER, rear axle control arm to rear cross member (13/32" I.D.,x3/4" O.D.)	AR	502306

5.387 HOUSING ASSY., REAR AXLE

1961	All exc. 21			1	538113
1962	All exc. 21			1	541373
1961-62	All exc. 21		BOLT, rear axle breather	1	530301
1961-62	All exc. 21	(4,687)	CAP, rear axle breather	1	498373

5.387 CROSS MEMBER ASSY., REAR SUSPENSION

1961	21 All			1	539391
1962	21 All			1	542443
1961-62	21 All		BOLT, cross member to underbody Inner (7/16"-14x5-1/2")	2	6257777
1961-62	21 All		cross member to underbody Outer (7/16"-14x2-5/8")	2	6256398
1961	21 All		diff. carrier breather	1	530301
1961-62	21 All	(6,178)	WASHER, cross member to underbody	2	539679

5.395 BUMPER, REAR AXLE

1961	All exc. 21			2	538880
1961-62	21 All		rear axle control arm	2	6257744
1962	2335-45, 2735			2	541696

5.400 PLUG, REAR AXLE OIL FILLER

1961-62	All exc. 21	(8,971)		(1/2"-14 sg. socket)	1	444788
---------	-------------	---------	--	----------------------	---	--------

5.418 BRACE-SUPPORT, REAR SUSPENSION

1961-62	21 All		BRACE, rear suspension mtg. Outer	4813945 RH	4813946 LH
1961-62	21 All		SUPPORT, rear suspension. Outer	2	6276238

5.420 SHAFT, REAR AXLE

1961-62	All exc. 21			538234 RH	538235 LH
1961-62	21 All			539274 RH	539290 LH

5.428 TRUNION ASSY.-BEARING ASSY.-YOKE, REAR AXLE SHAFT "U" JOINT

1961-62	21 All	(5.566)	BEARING ASSY., axle shaft "U" joint	8	5672574
1961-62	21 All	(5.586)	CLAMP, rear axle shaft "U" joint yoke and trunion	2	522380
1961-62	21 All		KIT, rear axle "U" joint	2	5676478
1961-62	21 All	(5-586)	PLATE, "U" joint yoke and trunion	4	5670765
1961-62	21 All	(5.586)	RING, "U" joint yoke and trunion spider	4	5672924
1961-62	21 All		SPIDER AND BEARING, rear axle "U" joint	2	5674730
1961-62	21 All		YOKE, rear axle "U" joint	2	5674727
1961	21 All		YOKE AND SHIELD ASSY., rear axle shaft		
			"U" joint	Inner	5674724 RH 5674726 LH
1961	21 All		YOKE AND TRUNION ASSY., axle shaft		5674723 RH 5674725 LH
1961-62	21 All		WASHER, "U" joint outer yoke to axle shaft	2	6255782

5.447 BEARING ASSY., DIFFERENTIAL PINION FRONT

1961-62	All exc. 21		rear axle drive pinion	Front	1	7451092
1961-62	21 All		rear axle drive pinion	Front	1	7450984
1961-62	21 All A.T.		BUSHING, rear axle drive pinion turbine output		1	6256075

5.453 SPACER-NUT, REAR AXLE DRIVE PINION BEARING

1961-62	All exc. 21		SPACER		1	528485
1961	21 All S.T.		NUT, drive pinion frt. brg. adjuster		1	539191
1961-62	21 All A.T.				1	539385
1962	21 All S.T.				1	542406

5.460 SHIM, PINION BEARING

1961-62	All exc. 21			(.004 plain)	AR	524014
1961-62	All exc. 21			(.005 blue)	AR	524015
1961-62	All exc. 21			(.006 copper)	AR	524016
1961-62	All exc. 21			(.007 plain)	AR	524017
1961-62	All exc. 21			(.010 plain)	AR	524020
1961-62	21 All			(.004)	AR	539783
1961-62	21 All			(.005)	AR	539196
1961-62	21 All			(.006)	AR	539197
1961-62	21 All			(.007)	AR	539198
1961-62	21 All			(.010)	AR	539199
1961-62	21 All			(.020)	AR	543402

5.468 SHIELD, DRIVE PINION SPLASH

1961-62	All exc. 21				1	516749
---------	-------------	--	--	--	---	--------

5.469 SEAL, FRONT PINION BEARING OIL

1961-62	All exc. 21				1	565889
1961-62	21 All A.T.		diff. pinion brg. oil	Front	1	535806
1961-62	21 All A.T.		diff. pinion shaft to brg. ret. oil		1	539421
1961-62	21 All A.T.		diff. pinion frt. brg. adj. nut		1	539205

5.484 BEARING ASSY., DIFFERENTIAL REAR

1961-62	All exc. 21		drive pinion-roller type.	Rear	1	7450646
1961-62	21 All		drive pinion		1	7451148

5.485 BOLT-BUSHING-PLUG-RETAINER-SEAL, DIFFERENTIAL DRIVE PINION BEARING

1961-62	21 All	BOLT, drive pinion brg. retainer (3/8"-16x1")	8	540928
1961-62	21 All A.T.	BUSHING, drive pinion brg. ret. trans. stator shaft . . .	1	539428
1961-62	21 All A.T.	PLUG, drive pinion brg. ret. shim seal	1	539202
1961	21 All A.T.	RETAINER PKG., drive pinion rear brg.	1	540346
1961-62	21 All A.T.	SEAL, drive pinion brg. ret. shim	1	539204
1961-62	21 All	drive pinion brg. ret.-"O" ring	1	539193

5.489 RETAINER, DIFFERENTIAL DRIVE PINION REAR BEARING

1961-62	21 All S.T.		1	539025
---------	-------------	--	---	--------

5.500 DIFFERENTIAL MOUNTING PARTS

1961-62	21 All	BRACKET, diff. mtg. supt.	1	539352
1961-62	21 All	INSULATOR ASSY., mtg.	2	539431
1961-62	21 All	RETAINER, diff. mtg.	4	539432
1961-62	21 All (6.178)	SHIM, diff. mtg. supt. (.030)	AR	529491
1961-62	21 All (6.178) (.060)	AR	529490
1961-62	21 All (6.178) (.164)	AR	531527
1961-62	21 All	SUPPORT ASSY., diff. mtg.	1	539349
1961-62	21 All (8.900)	BOLT, diff. mtg. supt. to supt. brkt. (7/16"-20x1-5/8")	2	181671
1961-62	21 All (8.900)	diff. mtg. supt. brkt. to diff. carrier . (1/2"-13x7/8")	1	454997
1961-62	21 All (8.900)	diff. mtg. supt. to diff. carrier . . (1/2"-13x1-1/4")	2	455000
1961-62	21 All	diff. side cover to carrier (5/16"-18x1")	7	543361
1962	21 All (8.900)	diff. mtg. ret. to cross member bracket. (5/16"-24x1-1/4")	4	181610
1961-62	21 All (8.917)	NUT, diff. mtg. supt. to supt. brkt. (7/16"-20)	2	192063
1961-62	21 All (8.917)	diff. mtg. supt. to insulator (1/2"-20)	2	443340
1961-62	21 All	WASHER, diff. mtg. supt. to insulator rebound (2-3/8" dia.)	2	539433
1961-62	21 All (6.178)	diff. mtg. supt. assy. to insulator (17/32" I.D.,x1-1/8" O.D.)	4	529735
1961-62	21 All (6.178)	diff. mtg. supt. to supt. bracket	2	539679
1961-62	21 All (7.859)	diff. mtg. supt. to diff. carrier	2	530357

5.504 CARRIER ASSY., DIFFERENTIAL

1961-62	21 All A.T.	37-12 ratio (3.08)	1	540874
1961-62	21 All A.T.	39-10 ratio (3.90)	1	540877
1961-62	21 All A.T.	39-11 ratio (3.55)	1	540875
1961-62	21 All A.T.	41-11 ratio (3.73)	1	540876
1961-62	21 All S.T.	39-10 ratio (3.90)	1	540871
1961-62	21 All S.T.	39-11 ratio (3.55)	1	540869
1961-62	21 All S.T.	41-11 ratio (3.73)	1	540870
1961-62	21 All S.T.	43-13 ratio (3.31)	1	540868
1961-62	All exc. 21 & L.D.	39-10 ratio (3.90)	1	533388
1961-62	All exc. 21 & L.D.	40-11 ratio (3.64)	1	533387
1961-62	All exc. 21 & L.D.	40-13 ratio (3.08)	1	533384
1961-62	All exc. 21 & L.D.	41-12 ratio (3.42)	1	533386
1961-62	All exc. 21 & L.D.	41-16 ratio (2.56)	1	540690
1961-62	All exc. 21 & L.D.	42-13 ratio (3.23)	1	533385
1961-62	All exc. 21 & L.D.	43-15 ratio (2.87)	1	533383
1961-62	All exc. 21 & L.D.	43-16 ratio (2.69)	1	534576
1961-62	All L.D. exc. 21	39-10 ratio (3.90)	1	535138

1961-62	All L.D. exc. 21	40-11 ratio (3.64)	1	535137
1961-62	All L.D. exc. 21	40-13 ratio (3.08)	1	535134
1961-62	All L.D. exc. 21	41-12 ratio (3.42)	1	535136
1961-62	All L.D. exc. 21	41-16 ratio (2.56)	1	540691
1961-62	All L.D. exc. 21	42-13 ratio (3.23)	1	535135
1961-62	All L.D. exc. 21	43-15 ratio (2.87)	1	535133
1961-62	All L.D. exc. 21	43-16 ratio (2.69)	1	534577
1962	21 All 3 SPD.-S.T.	37-12 ratio (3.08)	1	544152
1962	21 All A.T.	43-13 ratio (3.31)	1	542996
1962	21 All 4 SPD.-S.T.	37-12 ratio (3.08)	1	544145
1962	21 All 4 SPD.-S.T.	39-10 ratio (3.90)	1	544149
1962	21 All 4 SPD.-S.T.	39-11 ratio (3.55)	1	544147
1962	21 All 4 SPD.-S.T.	41-11 ratio (3.73)	1	544148
1962	21 All 4 SPD.-S.T.	43-13 ratio (3.31)	1	544146

5.505 CARRIER AND CAP, DIFFERENTIAL

1961-62	All exc. 21	CARRIER AND CAP	1	535271
1961-62	21 All 3 SPD.-S.T.	CARRIER AND SIDE COVER ASSY.	1	539536
1961-62	21 All A.T.		1	539538
1962	21 All 4 SPD.-S.T.	CASE AND COVER	1	540841
1961-62	21 All (5.387)	BOLT, diff. carrier breather	1	530301
1961-62	21 All	PLUG, inspection hole (1-1/2" dia.)	1	539451
1961-62	All exc. 21 (0.034)	oil hole (9/16" dia.)	1	518026

5.506 BOLT, DIFFERENTIAL BEARING CAP

1961-62	All exc. 21	(1/2"-13x3")	4	516743
1961-62	21 All	diff. side cover to carrier-do not use w/lockwasher (5/16"-18x1-3/16")	2	540983
1961-62	P/8	diff. carrier to axle housing (3/8"-24x1-15/32")	9	535478
1961-62	P/8	diff. carrier to axle housing (3/8"-24x1-19/32")	1	535479
1961-62	All exc. 21	NUT, diff. carrier to axle hsg.	10	529548

5.508 GASKET, DIFFERENTIAL CARRIER

1961-62	All exc. 21	carrier to axle housing	1	569569
1961-62	21 All 3 SPD.-S.T.	trans. to carrier	1	539370
1961-62	21 All A.T.	diff. mounting face	1	3780741
1962	21 All 4 SPD.-S.T.	trans. to carrier	1	542408
1961-62	21 All	SEAL, diff. carrier side cover-"O" ring	1	539194

5.510 CASE, DIFFERENTIAL

1961-62	All exc. L.D. & 21	w/39-10, 40-11 & 41-12 ratio	1	532284
1961-62	All H.T. exc. L.D.	use w/41-16 ratio (2.56) axle	1	537518
1961-62	All exc. L.D. & 21	w/40-13, 42-13, 43-15 and 43-16 ratio	1	532283
1961-62	21 All	CASE AND COVER ASSY.	1	539243
1961	All L.D. exc. 21	CASE AND BOLT ASSY., w/39-7, 39-8, 39-10, 40-11, 41-7, 41-9, 41-10, 41-12, 43-7, 43-8 & 43-10 ratio	1	533599
1961-62	All L.D. exc. 21	w/40-13, 42-13, 43-13, 43-15 & 43-16 ratio	1	538600
1961-62	All L.D.	w/41-16 ratio (2.56)	1	540089
1962	All L.D. exc. 21	w/39-10, 40-11 and 41-12 ratio	1	533599
1961-62	All L.D.	CASE ASSY., w/rings, gears, disc and plate w/41-16 ratio (2.56) axle	1	540088
1961	All L.D. exc. 21	w/rings, gears, disc and plates, w/39-7, 39-8, 39-10, 40-11, 41-7, 41-9, 41-10, 41-12, 43-7, 43-8 & 43-10 ratio	1	535152
1961	All L.D. exc. 21	w/rings, gears, discs and plates, 40-13, 42-13, 43-13, 43-15, and 43-16 ratio	1	535153
1962	All L.D. exc. 21	w/rings, gears, discs and plates, w/39-10, 40-11 and 41-12 ratio	1	535152
1962	All L.D. exc. 21	w/rings, gears, discs and plates, w/40-13, 42-13, 43-15 and 43-16 ratio	1	535153
1961-62	All L.D.	BOLT, diff. case	8	531307
1961-62	21 All exc. 4 SPD.-S.T.	REPAIR KIT, differential (consists of 1 differential, 2 seals, 4 gaskets and 1 pin)	1	541331

5.511 DISC-PLATE-RING, DIFFERENTIAL CLUTCH

1961-62	All L.D.	DISC, diff. clutch	4	531308
1961-62	All L.D.	PLATE, belleville spring (▲) (.095)	2	534987
1961-62	P/8	diff. clutch (.095)	4	534935
1961-62	All L.D.	RING, diff. side gear	2	533604
1961-62	All L.D.	PACKAGE, clutch plate & disc	2	535595

▲NOTE: Use w/534934 disc., and 534935 plate.

5.517 SHAFT, DIFFERENTIAL PINION

1961-62	All exc. 21 & L.D.		1	501833
1961-62	All L.D.		2	531312
1961	21 All		1	539013

5.518 SCREW, DIFFERENTIAL PINION SHAFT LOCK

1961-62	All exc. 21 & L.D.		1	472546
1961-62	21 All (8.939)	PIN, diff. pinion shaft ret. (1/4"x1-1/2")	1	456722

5.526 GEAR, DIFFERENTIAL PINION

1961-62	21 All		2	541340
1961-62	All L.D.		4	2370715

5.527 GEAR PACKAGE, DIFFERENTIAL

1961-62	All exc. L.D.	consists of 2 side gears, 2 pinion gears and 4 washers	1	533509
---------	-------------------------	--	---	--------

5.528 GEAR, DIFFERENTIAL SIDE

1961-62	21 All		2	539008
1961-62	All L.D. exc. 21		2	533605

5.529 RING GEAR AND PINION PKG., DIFFERENTIAL

1961-62	21 All A.T.	37-12 ratio (3.08)	1	540909
1961-62	21 All A.T.	39-10 ratio (3.90)	1	540912
1961-62	21 All A.T.	39-11 ratio (3.55)	1	540910
1961-62	21 All A.T.	41-11 ratio (3.73)	1	540911
1961-62	21 All S.T.	39-10 ratio (3.90)	1	540907
1961-62	21 All S.T.	39-11 ratio (3.55)	1	540905
1961-62	21 All S.T.	41-11 ratio (3.73)	1	540906
1961-62	21 All S.T.	43-13 ratio (3.31)	1	540904
1961-62	All exc. 21	39-10 ratio (3.90)	1	531549
1961-62	All exc. 21	40-11 ratio (3.64)	1	531550
1961-62	All exc. 21	40-13 ratio (3.08)	1	531553
1961-62	All exc. 21	41-12 ratio (3.42)	1	531551
1961-62	All exc. 21	41-16 ratio (2.56)	1	540692
1961-62	All exc. 21	42-13 ratio (3.23)	1	531552
1961-62	All exc. 21	43-15 ratio (2.87)	1	533412
1961-62	All exc. 21	43-16 ratio (2.69)	1	534578
1962	21 All A.T.	43-13 ratio (3.31)	1	542995

5.531 BOLT, RING GEAR TO CASE

1961-62	All exc. 21	exc. 41-16 ratio (2.56)	(3/8"-24x7/8")	12	529147
1961-62	All exc. 21	41-16 ratio (2.56)		12	537850
1961-62	21 All	ring gear to case and cover		8	539189

5.535 LUBRICANT, REAR AXLE GEAR

1961-62	All exc. 21	ES-52	(1 qt. can)	AR	531536
1961-62	21 All	ES-60	(1 qt. can)	AR	540884

5.536 BEARING, DIFFERENTIAL SIDE

1961-62	All exc. 21			2	7450299
1961-62	21 All			2	7451090

5.537 NUT, DIFFERENTIAL SIDE BEARING ADJUSTING

1961	All exc. 21			2	516758
1961-62	21 All			2	539192

5.539 LOCK, DIFFERENTIAL SIDE BEARING ADJUSTING NUT

1961-62	All exc. 21			2	501806
1961-62	21 All	pinion brg. adj. nut		1	539371
1961-62	21 All	SEAL, diff. side brg. oil		2	539392
1961-62	21 All	SCREW, diff. side brg. adj. nut lock	(5/16"-18x7/8")	2	539242
1961-62	21 All		(5/16"-18 x 2")	1	539757

5.542 WASHER, DIFFERENTIAL PINION THRUST

1961-62	All exc. 21 & L.D.			2	513714
1961-62	21 All			2	539200

5.543 WASHER, DIFFERENTIAL SIDE GEAR THRUST

1961-62	21 All			2	539201
1961-62	All exc. 21 & L.D.			2	531776

5.544 SHAFT ASSY., PROPELLER

1961	23-25-27 All 3 SPD.-S.T.				
	(STD.)-exc. 425A			1	5675089
1961	23-25-27 All 3 SPD.-S.T.				
	(H.D.)-exc. 425A			1	5675091
1961	23-25-27 All 3 SPD.-S.T.				
	(H.D.)-425A	3.42, 3.64 and 3.90 ratio		1	5675732
1961	23-25-27 All 4 SPD.-S.T.-3/2				
	B.C.			1	5675089
1961	23-25-27 All 4 SPD.-S.T.-425A			1	5675849

1961	All H.T. (61-10)-exc. 425A		1	5675829
1961	All H.T. (61-10)-425A		1	5676253
1961	26-28 All 3 SPD.-S.T.-exc. 425A		1	5675092
1961-62	26-28 All 3 SPD.-S.T. (H.D.) & 425A	3.42, 3.64 and 3.90 ratio	1	5675735
1961	26-28 All 4 SPD.-S.T. exc. 425A		1	5675682
1961	26-28 All 4 SPD.-S.T.-425A		1	5675850
1961	26-28 All H.T. (315)-exc. 425A		1	5675088
1961	26-28 All H.T. (315)-425A	3.42, 3.64 and 3.90 ratio	1	5676254
1961	All H.T. (315) 27, taxi & police		1	5675834
1962	23, 29 All 3 SPD.-S.T. (H.D.) exc. 2335-45 or 425A		1	5676394
1962	23, 29 All 3 SPD.-S.T. (H.D.) 425A exc. 2335-45	3.42, 3.64 and 3.90 ratio	1	5676395
1962	23, 29 All H.T. (10) exc. 2335-45 or 425A		1	5676392
1962	23, 29 All H.T. (10)-425A exc. 2335-45	3.42, 3.64 and 3.90 ratio	1	5676397
1962	23, 26, 28, 29 All 4 SPD.-S.T.-425A	3.42, 3.64 and 3.90 ratio	1	5676396
1962	26, 28, 29 All 4 SPD.-S.T. & police exc. 425A		1	5676393
1962	2311-39-47-67-69 All 3 SPD.-S.T. (STD.) exc. trailer		1	5676393
1962	2335-45, 2735 All 3 SPD.-S.T. (STD.) exc. 3/2 B.C.-425A or trailer		1	5675089
1962	2335-45, 2735 All 3 SPD.-S.T. (H.D.)		1	5675091
1962	2335-45 All 4 SPD.-S.T. police		1	5675089
1962	2335-45 All H.T. (10)		1	5675829
1962	All, taxi, police-H.T. (315)		1	5676398
1962	26-28 All 3 SPD.-S.T. exc. 425A		1	5675092
1962	26-28 All H.T. (315) exc. 425A		1	5676507
1962	26-28 All H.T. (315)-425A	3.42, 3.64 and 3.90 ratio	1	5676509
1962	2335-45, 2735 All H.T. (315)-police		1	5675834

5.544 SHAFT AND BEARING ASSY., PROPELLER

1961	21 All S.T.		1	537937
1961	21 All A.T.		1	537936
1962	21 All 3 SPD.-S.T.		1	541661
1962	21 All 4 SPD.-S.T.		1	542458
1962	21 All A.T.		1	541660
1961	T/4-S.T.	TUBE ASSY., torque	1	539318
1961	T/4-A.T.		1	539176
1961	T/8-A.T.		1	539879
1962	T/4-T/8 3 SPD.-S.T.	(▲)	1	541901
1962	T/4-T/8 4 SPD.-S.T.	(▲)	1	542475
1962	T/4 A.T.	(▲)	1	541902
1962	T/8 A.T.	(▲)	1	541904
1962	T/4-T/8 3 SPD.-S.T.	(▲▲)	1	543738
1962	T/4-T/8 4 SPD.-S.T.	(▲▲)	1	543741
1962	T/4 A.T.	(▲▲)	1	543739
1962	T/8 A.T.	(▲▲)	1	543740
1961-62	21 All S.T.	COVER, torque tube access hole	1	539321
1961-62	21 All S.T.	GASKET, torque tube access hole	1	539322
1962	21 All	trans. extension to torque tube	1	543177
1961-62	21 All (8,977)	BOLT, prop. shaft to drive shaft (3/8-24x1")	6	9409035
1961-62	21 All (8,900)	torque tube to flywheel housing (7/16"-14 x 1-1/2")	6	9415951
1962	21 All (8,900)	torque tube to trans. ext. (3/8"-16x1")	6	180122

▲NOTE: 1st type - with two holes for attaching muffler front support.

▲▲NOTE: 2nd type - with one hole for attaching muffler front support.

5.545 FLANGE ASSY., REAR UNIVERSAL JOINT

1961-62	All exc. 21			1	523302
1961-62	21 All	(5.560)	SHIELD, rear axle universal joint journal bearing	8	1406099
1961-62	21 All	(5.560)	PACKING, rear axle U/J yoke & trunnion spider	8	5675272

5.548 REPAIR KIT, UNIVERSAL JOINT

1961-62	All exc. 21			3	1463548
---------	-------------	--	--	---	---------

5.555 YOKE, FRONT UNIVERSAL JOINT

1961-62	23, 25, 27, 29 All 3 SPD.-S.T. (STD.)-exc. 425A			1	5675141
1961-62	23, 25, 27 All 3 SPD.-S.T. (H.D.)			1	5673335
1961-62	26-28 All 3 SPD.-S.T. (STD.)			1	5673335
1961	26-28 All 4 SPD.S.T.			1	5675141
1961-62	26, 28 All H.T. (315)			1	5673335
1961-62	All H.T. (61-10)			1	5675128
1962	23-26-28, 2947 All 4 SPD.-S.T. 425A			1	5675141

5.560 SHIELD, UNIVERSAL JOINT DUST

1961-62	All exc. 21			8	1406099
---------	-------------	--	--	---	---------

5.566 BEARING, UNIVERSAL JOINT

1961-62	All exc. 21			8	5672574
1961-62	All exc. 21	(5.560)	PACKING, prop. shaft rear U/J journal & Bearing assy.	4	5675272
1961-62	All exc. 21	(5.560)	prop. shaft U/J journal	4	5675272

5.578 JOURNAL ASSY., UNIVERSAL JOINT

1961-62	All exc. 21			2	1463542
---------	-------------	--	--	---	---------

5.586 PLATE, UNIVERSAL JOINT BEARING RETAINER

1961-62	All exc. 21		flange bolt lock	Rear	2	5670765
1961-62	All		RING, universal joint bearing snap		AR	1456507
1961-62	All exc. 21		prop. shaft rear journal bearing-snap		6	5672924
1961-62	All exc. 21		U-BOLT, rear companion flange		2	522380

5.595 NUT-WASHER, REAR UNIVERSAL JOINT FLANGE

1961-62	All exc. 21		NUT, flange to drive pinion ret.		1	443348
1961-62	All exc. 21		WASHER, flange to drive pinion nut		1	517900

5.601 BEARING-BUMPER-INSULATOR-PLATE-RETAINER, PROPELLER SHAFT DAMPER

1961-62	21 All		BEARING, prop. shaft damper		2	907193
1961	21 All	(8.024)	BUMPER, damper brg. clamp bolt hole plug		8	503865
1961	21 All		INSULATOR, damper bearing		2	539517
1962	21 All		damper bearing		2	541662
1961	21 All		PLATE, damper bearing clamp		4	539518
1961	21 All		RETAINER, damper bearing insulator		4	539520
1961-62	21 All A.T.		SLEEVE, damper (5/8" dia. shaft)		4	539521

1961-62	21 All S.T.	damper bearing half (3/4" dia. shaft)	4	535929
1961	21 All	BOLT, damper brg. clamp plate to torque tube (5/16"-24x3-5/8")	4	539519
1961	21 All (8,977)	SCREW, prop. shaft brg. insulator ret. (No. 10-32x1-3/8")	4	9417277

5.803 WHEEL, FRONT OR REAR

1961-62	All exc. 21, police & H.D.C.	exc. aluminum hub and drum (14" dia.)	5	524271
1961-62	All police H.D.C. & trailer	trailer w/H.D. brakes (15" dia. x 6" wide)	5	534592
1961	All	w/aluminum hub and drum (▲) (14" dia. x 6" wide)	5	535288
1961-62	All	w/aluminum hub and drum (▲▲) (14" dia. x 6" wide)	5	540997
1962	All police	w/aluminum hub and drum (15" dia. x 6" wide)	5	542570
1961	21 All (15" dia.)	5	542272
1962	21 All (15" dia.)	5	541516

▲NOTE: 1st type, w/turned up lip on webbing of inner diameter of wheel.

▲▲NOTE: 2nd type, w/flat surface on webbing of inner diameter of wheel.

5.809 DRUM, REAR WHEEL BRAKE

1961	All exc. Police, H.D.C., trailer	exc. aluminum hub and drum	2	533124
1961-62	All Police, H.D.C. & trailer	exc. aluminum hub and drum	2	533850
1961-62	All exc. 21	aluminum-w/integral hub 535282 RH		535283 LH
1961-62	21 All	2	539264

5.812 BOLT, WHEEL TO HUB

1961-62	All exc. 21	R.H. thread Rear	5	532318
1961-62	All exc. 21	L.H. thread Rear	5	532319
1961-62	21 All	R.H. thread Rear	5	541313
1961-62	21 All	L.H. thread Rear	5	541314

5.813 NUT, WHEEL HUB BOLT

1961-62	All	R.H. thread-exc. aluminum hub and drum	10	516637
1961-62	All	L.H. thread-exc. aluminum hub and drum	10	499550
1961-62	All	R.H. thread-w/aluminum hub and drum-chrome	16	535275
1961-62	All	L.H. thread-w/aluminum hub and drum-chrome	16	535276
1961-62	All	rear brake drum-R.H. thread-w/aluminum hub and drum	5	535277
1961-62	All	rear brake drum-LH thread-w/aluminum hub and drum	5	535278

5.815 DEFLECTOR, AXLE HOUSING OIL

1961-62	21 All	2	540427
---------	------------------	-----------	---	--------

5.816 RETAINER, REAR WHEEL BEARING

1961-62	All exc. 21	inner bearing to shaft. Inner	2	567105
1961-62	All exc. 21 Outer	2	532321
1961-62	21 All	RING, rear wheel brg. removing	2	535883

5.819 GASKET, REAR WHEEL BEARING RETAINER

1961-62	All exc. 21	to rear brake	2	532320
---------	-----------------------	-------------------------	---	--------

5.822 SEAL, REAR AXLE SHAFT OIL

1961-62 All exc. 21 2 568690

5.855 BEARING ASSY., REAR WHEEL (COMPLETE)

1961-62 All exc. 21 2 954848
 1961-62 21 All 2 7451154

5.858 CAP, WHEEL HUB OUTER

1961 21 All 4 9700635
 1961-62 23 All & H.D.C. 4 9700635
 1961-62 All w/aluminum hub and drum 4 535286
 1962 21 All 4 9700717

5.858 DISC, WHEEL

1961 All exc. 21, police & H.D.C. standard-exc. aluminum hub and drum 4 537248
 1961 All exc. 21, police & H.D.C. custom-exc. aluminum hub and drum 4 538846
 1961-62 Police & H.D.C. stainless steel-exc. aluminum hub and drum 4 521451
 1961 21 All 4 539753
 1962 All exc. 21, police & H.D.C. standard-exc. aluminum hub and drum 4 9700732
 1962 All exc. 21, police & H.D.S. custom-exc. aluminum hub and drum 4 9700733
 1962 21 All 4 542787
 1961 All exc. 21 RING, wheel trim-w/aluminum hub and drum 5 535376
 1961 21 All wheel trim 4 9700638
 1962 All exc. 21, police wheel trim-exc. aluminum hub and drum 5 535376

5.864 CLIP, WHEEL HUB CAP RETAINING

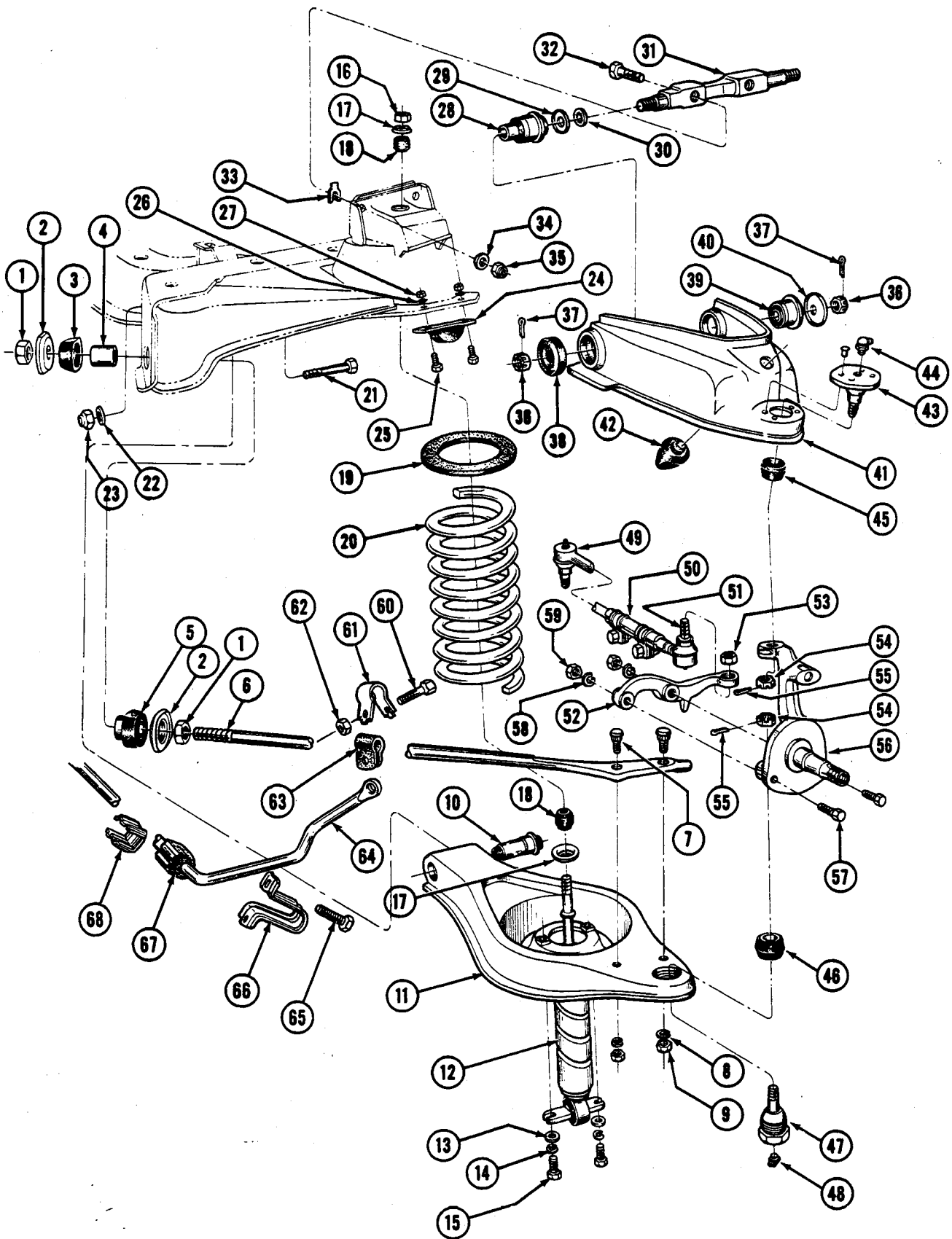
1961 21-23 All & H.D.C. exc. aluminum hub and drum 15 521508
 1962 23 All & H.D.C. exc. aluminum hub and drum 15 521508

5.871 PLUG, WHEEL

1961 21 All w/wheel disc 20 537510

5.875 VALVE ASSY., TUBELESS TIRE

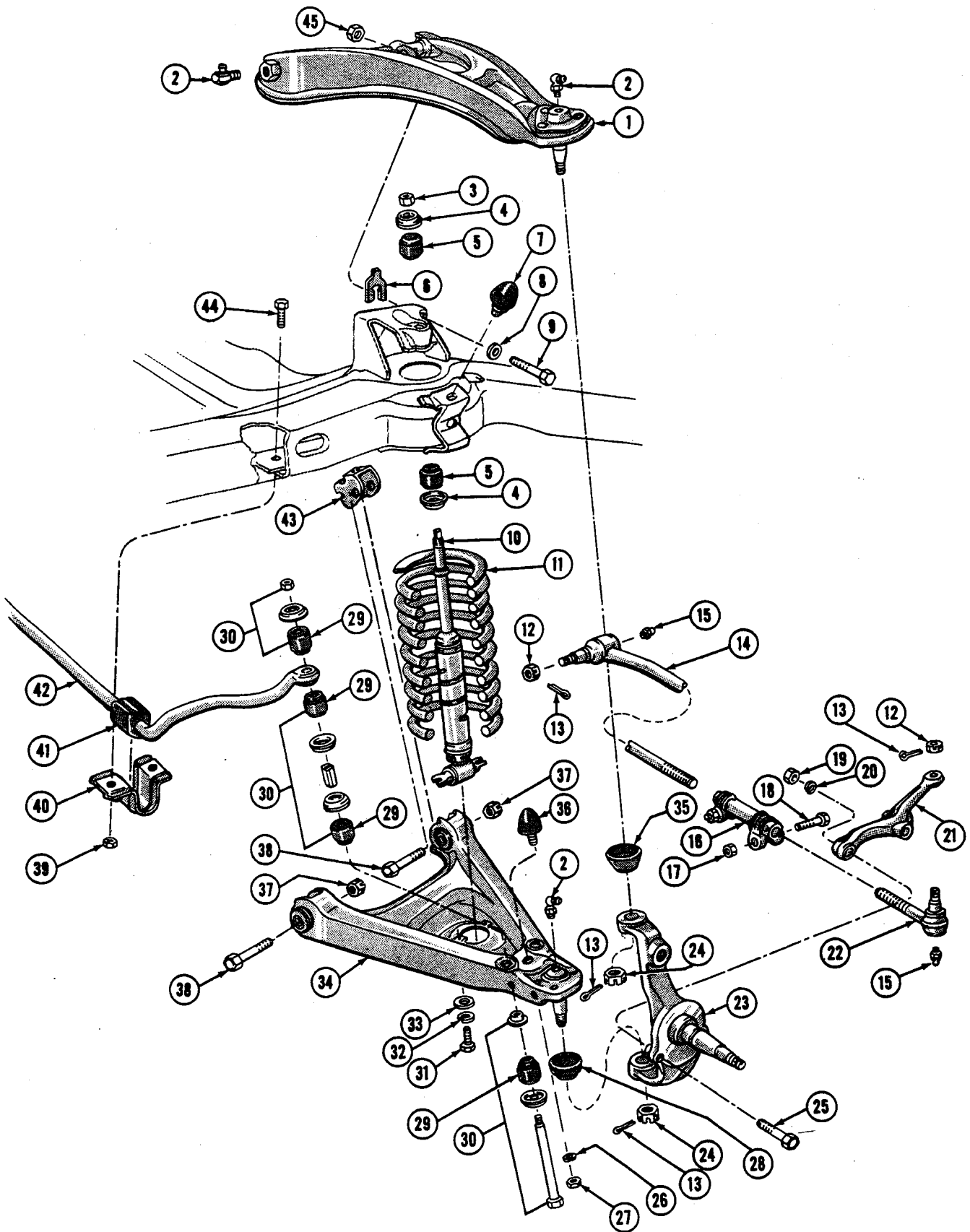
1961-62 All exc. police & H.D.C. 5 274083
 1961-62 All Police, H.D.C. & trailer 5 273232
 1961 All EXTENSION, tire valve-w/wheel disc 5 9417466
 1962 All exc.21 w/wheel disc 4 9417745



FRONT SUSPENSION (TEMPEST SERIES)

KEY	PART NAME	GROUP NO.
1	NUT, Lower Control Arm Strut—(3/4"-16)	8.915
2	WASHER ASS'Y, Lower Control Arm Strut Bushing	6.170
3	BUSHING ASS'Y, Lower Control Arm Strut—Inner	6.170
4	SLEEVE, Lower Control Arm Strut Bushing	6.170
5	BUSHING ASS'Y, Lower Control Arm Strut—Outer	6.170
6	STRUT, Lower Control Arm	6.168
7	BOLT, Lower Control Arm Strut to Arm	6.170
8	LOCK WASHER, Control Arm Strut to Arm—(3/8")	8.931
9	NUT, Lower Control Arm Strut to Arm	6.170
10	BUSHING ASS'Y, Lower Control Arm	6.169
11	ARM ASS'Y, Lower Control	6.168
12	SHOCK ABSORBER ASS'Y	7.345
13	WASHER, Shock Absorber to Lower Control Arm—(5/16")	8.929
14	LOCK WASHER, Shock Absorber to Lower Control Arm—(5/16")	8.931
15	BOLT, Shock Absorber to Lower Control Arm—(5/16"-18 x 7/8")	8.900
16	NUT, Shock Absorber to Upper Control Arm Mtg. Bracket—(3/8"-24)	8.915
17	RETAINER, Shock Absorber to Upper Control Arm Mtg. Bracket	7.377
18	BUSHING, Shock Absorber to Upper Control Arm Mtg. Bracket	7.377
19	INSULATOR, Front Spring	7.420
20	SPRING, Front Coil	7.412
21	BOLT, Control Arm to Cross Member (1/2"-20 x 4 3/4")	8.900
22	WASHER, Control Arm to Cross Member	6.174
23	NUT, Control Arm to Cross Member (1/2"-20 "HL" type)	8.917
24	BUMPER ASS'Y, Lower Control Arm	6.176
25	BOLT, Lower Control Arm Bumper (5/16"-18 x 3/4")	8.900
26	LOCK WASHER, Control Arm Bumper (5/16")	8.931
27	NUT, Lower Control Arm Bumper (5/16"-18)	8.915
28	BUSHING ASS'Y, Upper Control Arm Shaft—Rear	6.164
29	RETAINER, Upper Control Arm Rear Bushing—Inner	6.163
30	LOCK WASHER, Rear Bushing (1/2" int. tooth)	8.932
31	SHAFT, Upper Control Arm	6.178
32	BOLT, Upper Control Arm Shaft (7/16"-20 x 2")	8.900
33	SHIM, Upper Control Arm Shaft (.030-.060-.164)	6.178
34	WASHER, Upper Control Arm Shaft to Cross Member	6.178
35	NUT, Upper Control Arm Shaft to Cross Member (7/16"-20 type "HO")	8.917
36	NUT, Upper Control Arm Shaft (7/16"-20 slotted)	8.917
37	PIN, Upper Control Arm Shaft (1/16" x 3/4" cotter)	8.938
38	WASHER ASS'Y, Upper Control Arm Shaft Rear Bushing	6.163
39	BUSHING ASS'Y, Upper Control Arm Shaft Front	6.164
40	RETAINER, Upper Control Arm Front Bushing	6.163
41	ARM ASS'Y, Upper Control	6.178
42	BUMPER, Upper Control Arm	6.176
43	STUD PKG., Upper Control Arm Ball	6.178
44	FITTING, Lubrication (1/4"-28 x 90°)	8.984
45	SEAL, Upper Control Arm Ball Stud	6.166
46	SEAL, Lower Control Arm Ball Stud	6.166
47	STUD ASS'Y, Lower Control Arm Ball	6.174
48	FITTING, Lubrication (1/4"-28 x 45°)	8.984
49	ROD AND BALL ASS'Y, Steering Knuckle Tie	6.230
50	SLEEVE, Steering Knuckle Tie Rod	6.252
51	END, Steering Knuckle Tie Rod	6.233
52	ARM, Steering Knuckle	6.103
53	NUT, Steering Knuckle Tie Rod End (1/2"-20)	8.917
54	NUT, Steering Knuckle to Ball Studs (7/16"-20)	8.917
55	PIN, Steering Knuckle to Ball Studs (3/32" x 3/4" cotter)	8.938
56	KNUCKLE, Steering	6.020
57	BOLT, Steering Knuckle to Arm (7/16"-20 x 2 1/4")	8.900
58	LOCK WASHER, Steering Knuckle to Arm (7/16")	8.931
59	NUT, Steering Knuckle to Arm (7/16"-20)	8.915
60	BOLT, Front Stabilizer Shaft Clamp to Strut	7.238
61	CLAMP, Front Stabilizer Shaft	7.242
62	NUT, Front Stabilizer Shaft Clamp—(3/8"-24)	8.915
63	INSULATOR, Front Stabilizer Shaft to Strut	7.243
64	SHAFT, Front Stabilizer	7.241
65	SCREW, Front Stabilizer Shaft Bracket—(3/8"-24 x 1 1/4")	N.S.
66	BRACKET, Front Stabilizer Shaft	7.242
67	INSULATOR, Front Stabilizer Shaft to Frame	7.243
68	SPACER, Front Stabilizer Shaft Insulator	7.243

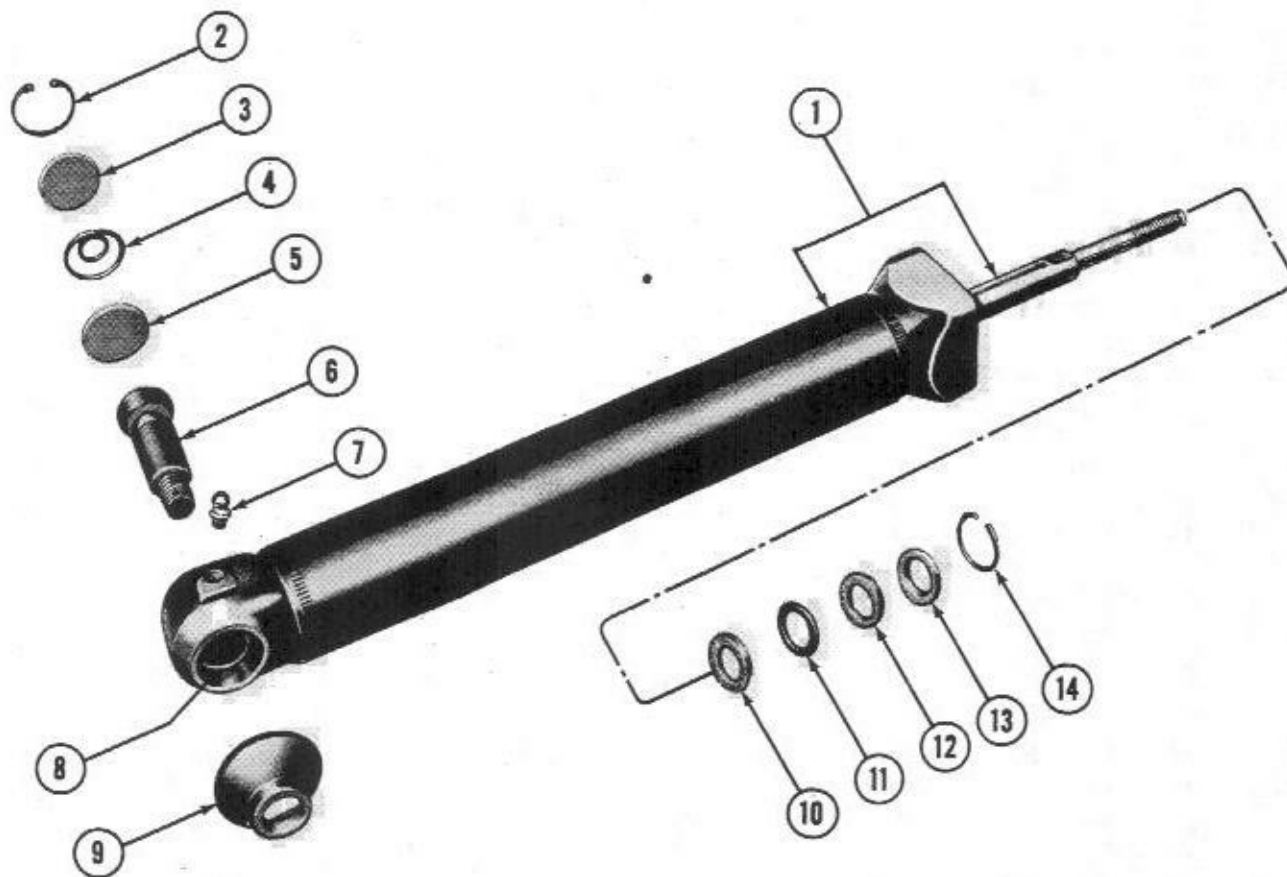
FRONT SUSPENSION (TEMPEST SERIES)



FRONT SUSPENSION (EXC. TEMPEST SERIES)

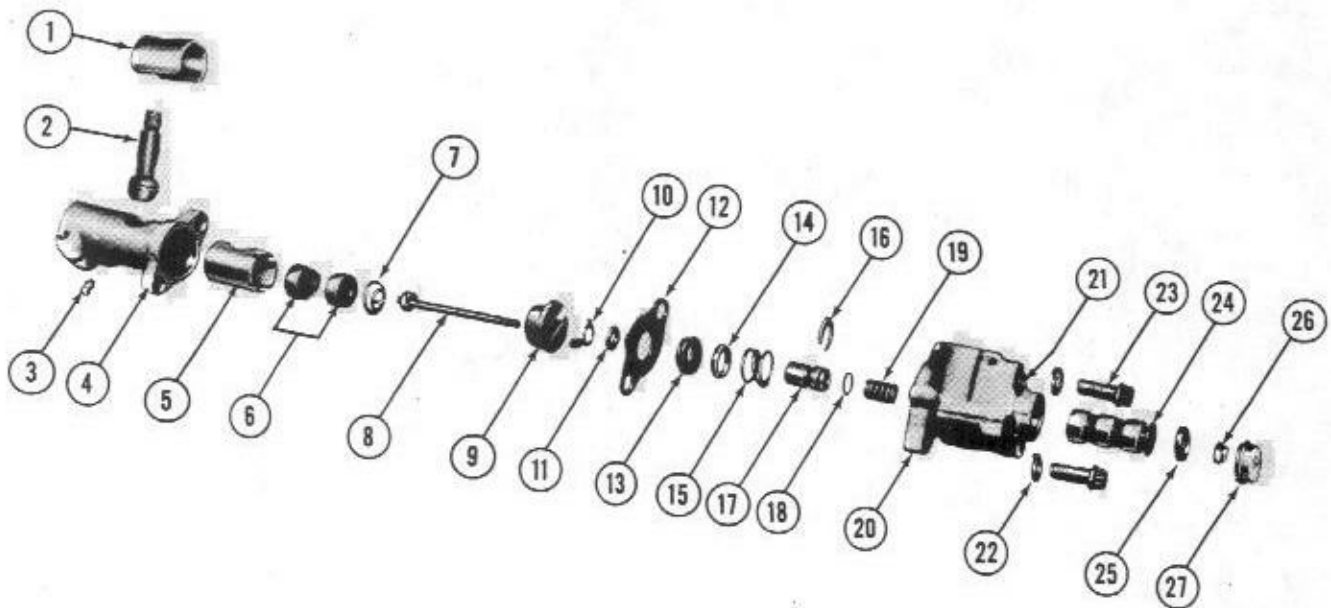
KEY	PART NAME	GROUP NO.
1	ARM, Upper Control	6.178
2	FITTING, Grease (1/4"-28 x 90°)	8.984
3	NUT, (3/8"-24) Shock to Frame	8.915
4	RETAINER, Shock Absorber Bushing	7.377
5	BUSHING, Shock Absorber	7.377
6	SHIM, Upper Control Arm to Frame	6.178
7	BUMPER, Strg. Knuckle Support Arm	6.176
8	WASHER, Upper Control Arm	6.178
9	BOLT, Upper Arm Shaft	6.178
10	SHOCK ABSORBER	7.345
11	SPRING, Front Coil	7.412
12	NUT, Tie Rod & Ball (1/2"-20)	8.917
13	PIN, Cotter (1/8" x 1")	8.938
14	ROD & BALL, Strg. Knuckle Tie	6.230
15	FITTING, Grease (1/4"-28 Strgt.)	8.984
16	SLEEVE, Tie Rod Adjuster	6.232
17	NUT, Tie Rod Clamp Bolt, Lock (3/8"-24)	8.917
18	BOLT, Tie Rod Clamp (3/8"-24 x 1 5/8")	8.900
19	NUT, Strg. Arm to Knuckle Bolt (7/16"-20)	8.915
20	WASHER, Lock (7/16")	8.931
21	ARM, Strg. Knuckle	6.103
22	END, Tie Rod	6.233
23	KNUCKLE, Strg.	6.020
24	NUT, Ball Stud (1/2"-20)	8.917
25	BOLT, Strg. Arm to Knuckle (7/16"-20 x 2 7/16")	5.002
26	WASHER, Lower Control Arm Bumper, Lock (3/8")	8.931
27	NUT, Lower Control Arm Bumper (3/8"-16)	8.915
28	SEAL, Lower Ball Stud Dust	6.174
29	BUSHING, Frt. Stabilizer Link	7.244
30	LINK PKG., Stabilizer	7.240
31	BOLT, (5/16"-18 x 7/8")	8.900
32	WASHER, Lock (5/16")	8.931
33	WASHER, (5/16")	8.929
34	ARM, Lower Control	6.168
35	SEAL, Upper Ball Stud Dust	6.178
36	BUMPER, Lower Control Arm	7.422
37	NUT, Lower Control Arm Bolt (9/16"-18)	5.383
38	BOLT, Lower Control Arm to Frame (9/16"-18 x 3 9/16")	5.383
39	NUT, (3/8"-24)	8.915
40	BRACKET, Stabilizer	7.242
41	INSULATOR, Stabilizer Bar	7.243
42	SHAFT, Stabilizer	7.241
43	BRACKET, Lower Control Arm Rear	N.S.
44	BOLT, (3/8"-24 x 1")	8.900
45	NUT, Upper Arm Shaft Bolt	6.178

FRONT SUSPENSION (EXC. TEMPEST SERIES)



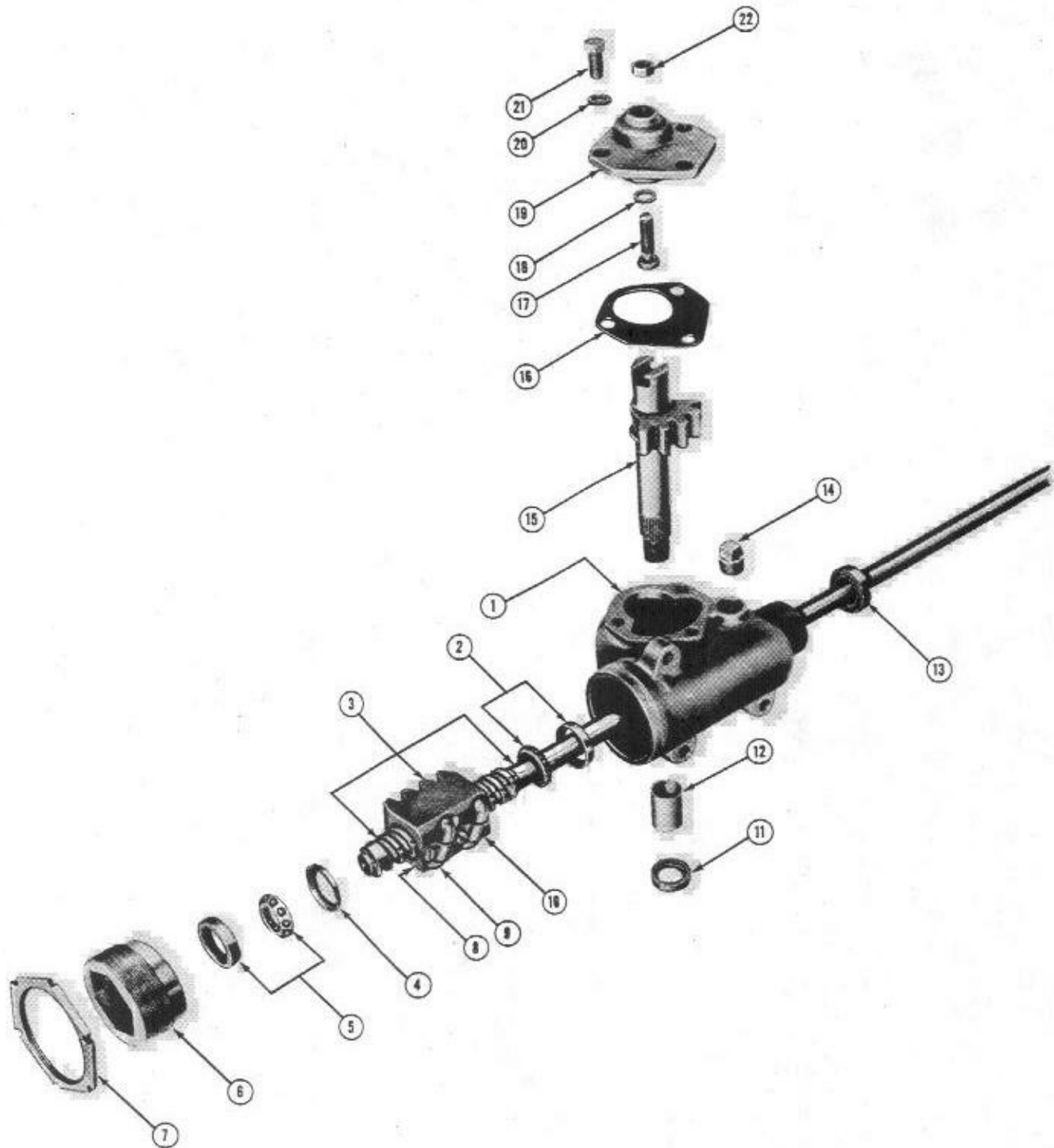
POWER STEERING POWER CYLINDER ASSY. (TEMPEST SERIES)

KEY	PART NAME	GROUP NO.
1	CYLINDER ASS'Y, Steering Gear Hydraulic.....	6.576
2	RING, Ball Stud Plug Retainer.....	6.581
3	PLUG, Ball Stud End.....	6.581
4	SPRING, Ball Stud Seat.....	6.581
5	SEAT, Ball Stud Spring.....	6.581
6	STUD, Mounting Ball.....	6.581
7	FITTING, Cylinder Ass'y (1/4"-28).....	8.984
8	SEAT, Ball Stud.....	6.581
9	SEAL, Tie Rod Socket.....	6.111
10	SEAL, Piston Ring.....	6.584
11	WASHER, Back-Up.....	6.581
12	ELEMENT, Scraper.....	6.581
13	SCRAPER, Piston Rod Cyl. Ass'y.....	6.581
14	RING, Retaining.....	6.581



POWER STEERING CONTROL VALVE (TEMPEST SERIES)

KEY	PART NAME	GROUP NO.
1	SHIELD, Adapter Dust Strg. Connecting Rod	6.886
2	STUD, Adapter Ball Strg. Connecting Rod	6.874
3	FITTING, (type "D") Hydraulic Strg. Adapter (1/4"-28 Straight)	8.964
4	ADAPTER, (N.S.S.) Part of Adapter Ass'y-6.550	N.S.
5	SLEEVE, Hydraulic Strg. Adapter	6.560
6	SEAT, Adapter Ball Control Valve	6.874
7	SPRING, Ball Seat Hyd. Strg. Adapter	6.560
8	SHAFT, (N.S.S.) Part of Adapter Kit-6.560	N.S.
9	PLUG, Adjusting Ball-Hyd. Strg. Adapter	6.560
10	KEY, Hydraulic Strg. Adapter	6.560
11	WASHER, Adapter Shaft Hyd. Strg. Valve	6.554
12	SPACER, Adapter Annulus Hyd. Strg. Valve	6.554
13	SEAL, (N.S.S.) Part of Hyd. Strg. Gear Kit-6.507	N.S.
14	RETAINER, Strg. Gear Hyd. Valve Spring	6.552
15	SPRING, Strg. Gear Hyd. Valve	6.552
16	WASHER, Strg. Gear Hyd. Valve Spring Thrust	6.552
17	SPOOL, (N.S.S.) Part of Hyd. Strg. Gear Kit-6.507	N.S.
18	SEAL, Strg. Gear Hyd. Valve "O" Ring	6.674
19	SPRING, Strg. Gear Hyd. Valve	6.552
20	HOUSING, (N.S.S.) Part of Hyd. Strg. Gear Kit-6.507	N.S.
21	SEAT, Valve Housing Pressure Port	6.673
22	WASHER, (3/8") Lock-Valve Ass'y to Adapter Bolt	8.931
23	BOLT, (3/8"-16 x 1") Valve Ass'y to Adapter	8.900
24	SPOOL, (N.S.S.) Part of Hyd. Strg. Gear Kit-6.507	N.S.
25	SEAL, (N.S.S.) Part of Hyd. Strg. Gear Kit-6.507	N.S.
26	NUT, Strg. Gear Hyd. Valve & Adapter Lock	6.551
27	COVER, Lock Nut & Dust-(N.S.S.) Part of Cover Kit-6.554	N.S.

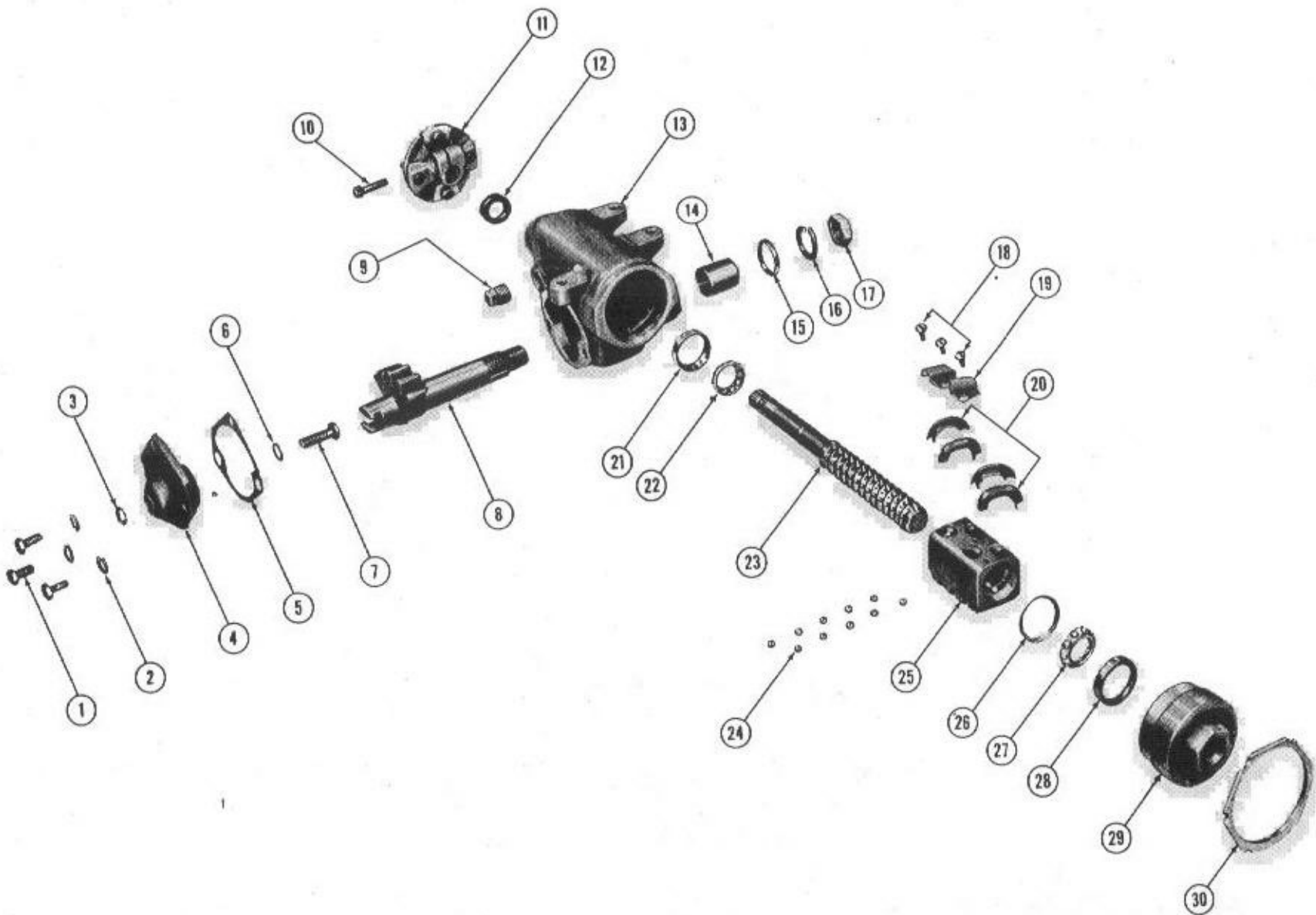


STEERING GEAR (TEMPEST SERIES)

KEY	PART NAME	GROUP NO.
1	- HOUSING, Steering Gear	6.803
2	- BEARING ASS'Y, Worm Thrust	6.530
3	- SHAFT ASS'Y, Ball Nut & Steering	6.524
4	- RETAINER, Lower Bearing	6.830
5	- BEARING ASS'Y, Worm Thrust	6.530
6	- ADJUSTER ASS'Y, Worm Thrust Bearing	6.830
7	- NUT, Worm Bearing Adjuster	6.830
8	- NUT, Steering Gear Worm Ball	6.841
9	- GUIDE, Ball Return	6.842
10	- CLAMP, Ball Return Guide	6.843
11	- SEAL, Pitman Shaft	6.855
12	- BUSHING, Pitman Shaft	6.786
13	- SEAL, Steering Shaft	6.840
14	- PLUG, Steering Gear Oil Filler	6.519
15	- GEAR, Pitman Shaft	6.850
16	- GASKET, Housing Side Cover	6.809
17	- ADJUSTER, Lash	6.822
18	- SHIM, Lash Adjuster	6.828
19	- COVER ASS'Y, Side	6.807
20	- WASHER, to Housing Lock ($\frac{3}{8}$ " Med.)	8.931
21	- BOLT, to Housing Hex.—Plain ($\frac{3}{8}$ "-16 x $\frac{3}{4}$ ")	8.900
22	- NUT, Lash Adjuster ($\frac{7}{16}$ "-20 Thin) Hex.—Plain	8.916

STEERING GEAR (TEMPEST SERIES)

STEERING GEAR (EXC. TEMPEST SERIES)

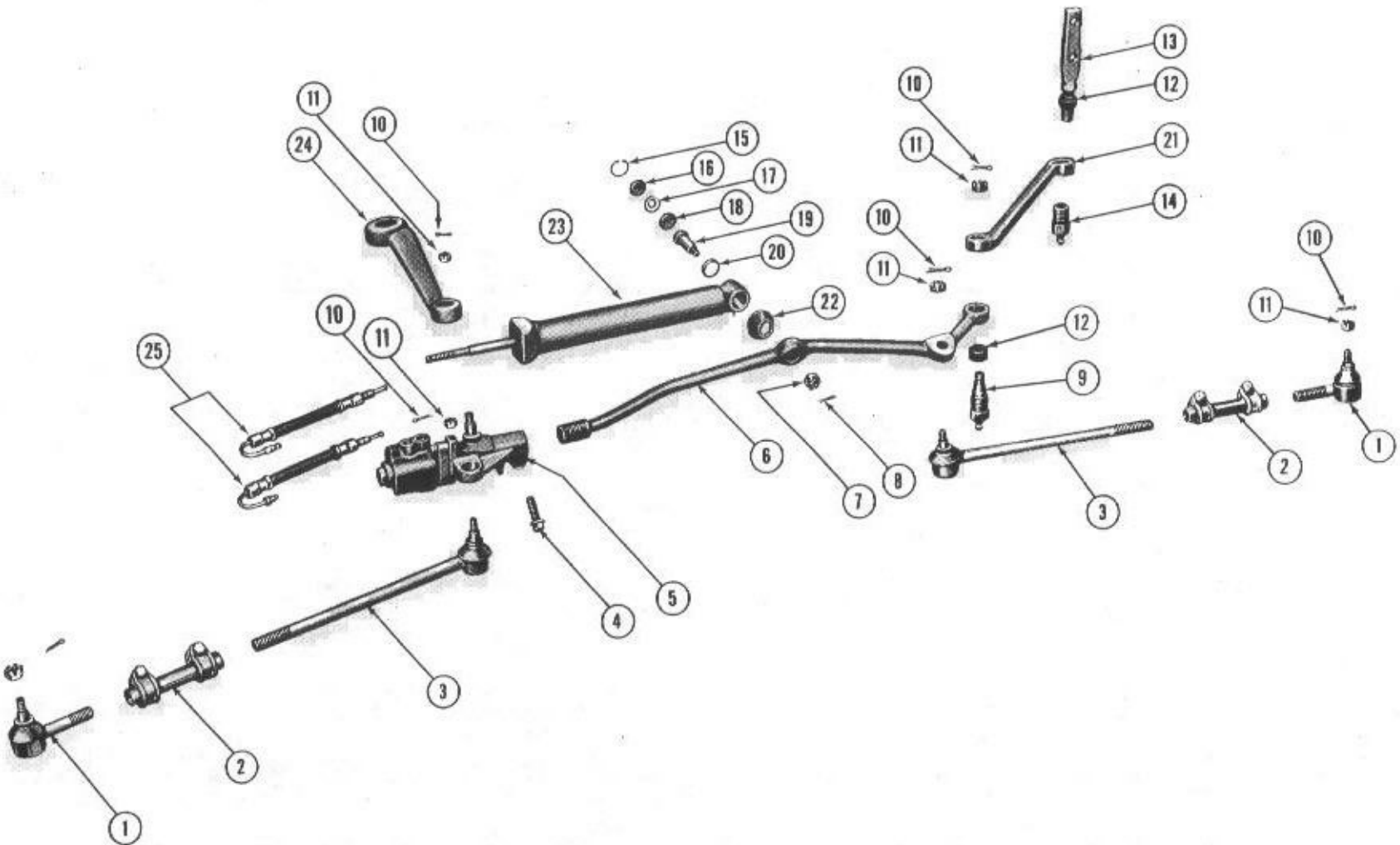


STD. STEERING GEAR (EXC. TEMPEST SERIES)

KEY	PART NAME	GROUP NO.
1	BOLT, Hex. Hd. (3/8"-16 x 3/4")	8.900
2	WASHER, Lock (3/8" Med.)	8.931
3	NUT, Hex. Check (7/16"-20)	8.916
4	COVER, Strg. Gear Housing Side	6.807
5	GASKET, Strg. Gear Housing Side Plate	6.809
6	SHIM, Strg. Gear Lash Adjuster	6.828
7	SCREW, Strg. Gear Sector Adjusting	6.822
8	SHAFT, Strg. Gear Pitman	6.850
9	PLUG, Strg. Gear Oil Filler	6.519
10	BOLT, Lwr. Flange Ass'y to Shaft Clamping	6.525
11	COUPLING, Strg. Gear Shaft Flange—Flex.	6.525
12	SEAL, Steering Gear Shaft & Worm	6.840
13	HOUSING, Steering Gear L.H.D.	6.803
14	BUSHING, Pitman Shaft	6.786
15	SEAL, Pitman Shaft	6.855
16	WASHER, Pitman Arm to Pitman Shaft Lock (7/8")	8.931
17	NUT, Steering Gear Pitman Arm	6.861
18	SCREW & LOCK WASHER, Ball Return Guide Clamp to Shaft	6.843
19	CLAMP, Strg. Gear Worm Ball Return Guide	6.843
20	GUIDE, Strg. Gear Worm Ball Return	6.842
21	RACE, Steering Gear Worm Thrust Brg.	6.527
22	BEARING, Steering Gear Thrust	6.530
23	SHAFT & WORM, Strg. Gear	6.524
24	BALL, Steering Gear Worm	6.844
25	NUT, Steering Gear Worm Ball	6.841
26	RETAINER, Lower Bearing	6.830
27	BEARING, Steering Gear Thrust	6.530
28	RACE, Steering Gear Worm Thrust Brg.	6.527
29	ADJUSTER, Worm Thrust Brg.	6.830
30	NUT, Worm Bearing Adjuster	6.830

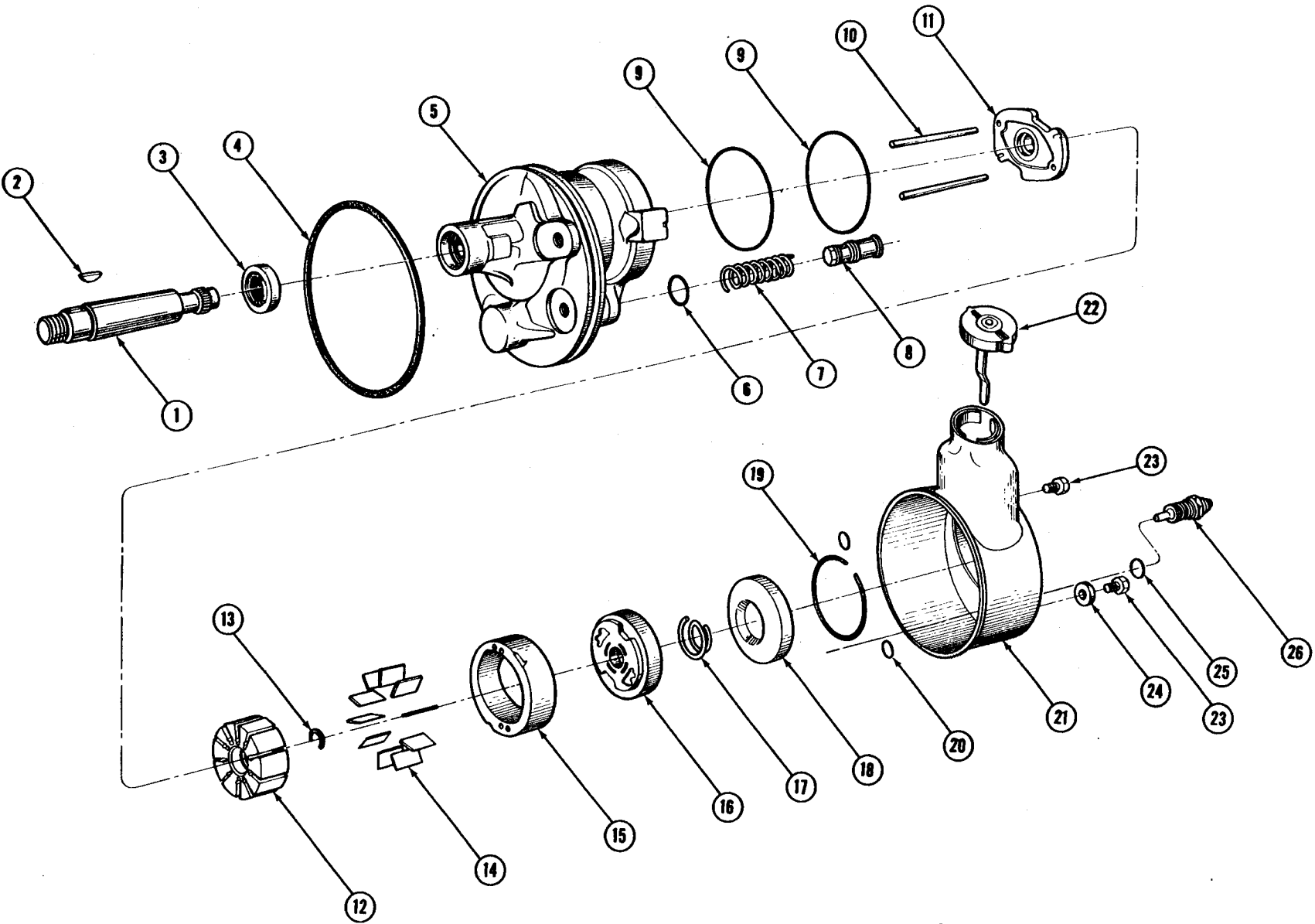
POWER STEERING LINKAGE (TEMPEST SERIES)

© 1961 PONTIAC MOTOR DIVISION, GENERAL MOTORS CORPORATION



POWER STEERING LINKAGE (TEMPEST SERIES)

KEY	PART NAME	GROUP NO.
1	TIE ROD END, Power Steering Linkage	6.233
2	SLEEVE, Tie Rod End to Tie Rod	6.232
3	ROD & BALL ASS'Y, Steering Knuckle Tie	6.230
4	BOLT, Adapter to Conn. Rod—Hex.—Plain ($\frac{3}{8}$ "-16 x $1\frac{3}{4}$ ")	8.900
5	CONTROL VALVE & ADAPTER ASS'Y, P.S. Linkage	6.550
6	ROD ASS'Y, Power Steering Connecting (L.H.D.)	6.870
7	NUT, Cyl. Stud P.S. Linkage ($\frac{1}{2}$ "-20)	8.917
8	COTTER PIN, Cyl. Stud Nut P.S. Linkage ($\frac{3}{32}$ " x $\frac{3}{4}$ ")	8.938
9	STUD, Idler Arm—W/bushing	6.896
10	COTTER PIN, Tie Rod End Nut P.S. Linkage ($\frac{1}{8}$ " x 1")	8.938
11	NUT, Tie Rod Ball Stud—P.S. Linkage ($\frac{1}{2}$ "-20)	8.917
12	SEAL, Idler Lever Bushing	6.898
13	SUPPORT & BUSHING PKG.	6.896
14	BUSHING ASS'Y, Connecting Rod Idler Lever Support	6.897
15	RING, Ball Stud Plug Retainer, Hydraulic Power Cyl. Piston Rod	6.581
16	PLUG, Ball Stud End Hydraulic Power Cyl. Piston Rod	6.581
17	SPRING, Ball Stud Seat, Hydraulic Power Cyl. Piston Rod	6.581
18	SEAT, Ball Stud Spring	6.581
19	STUD, Mounting Ball Hydraulic Power Cyl. Piston Rod	6.581
20	SEAT, Ball Stud	6.581
21	ARM, Steering Connecting Rod Idler	6.895
22	SEAL, Tie Rod Ball Stud Dust	6.111
23	CYLINDER ASS'Y, Steering Gear Hydraulic	6.576
24	ARM, Steering Gear Pitman, P.S. Linkage	6.859
25	HOSE ASS'Y, P.S. Control Valve to Booster Cyl.	6.670



POWER STEERING PUMP (TEMPEST SERIES)

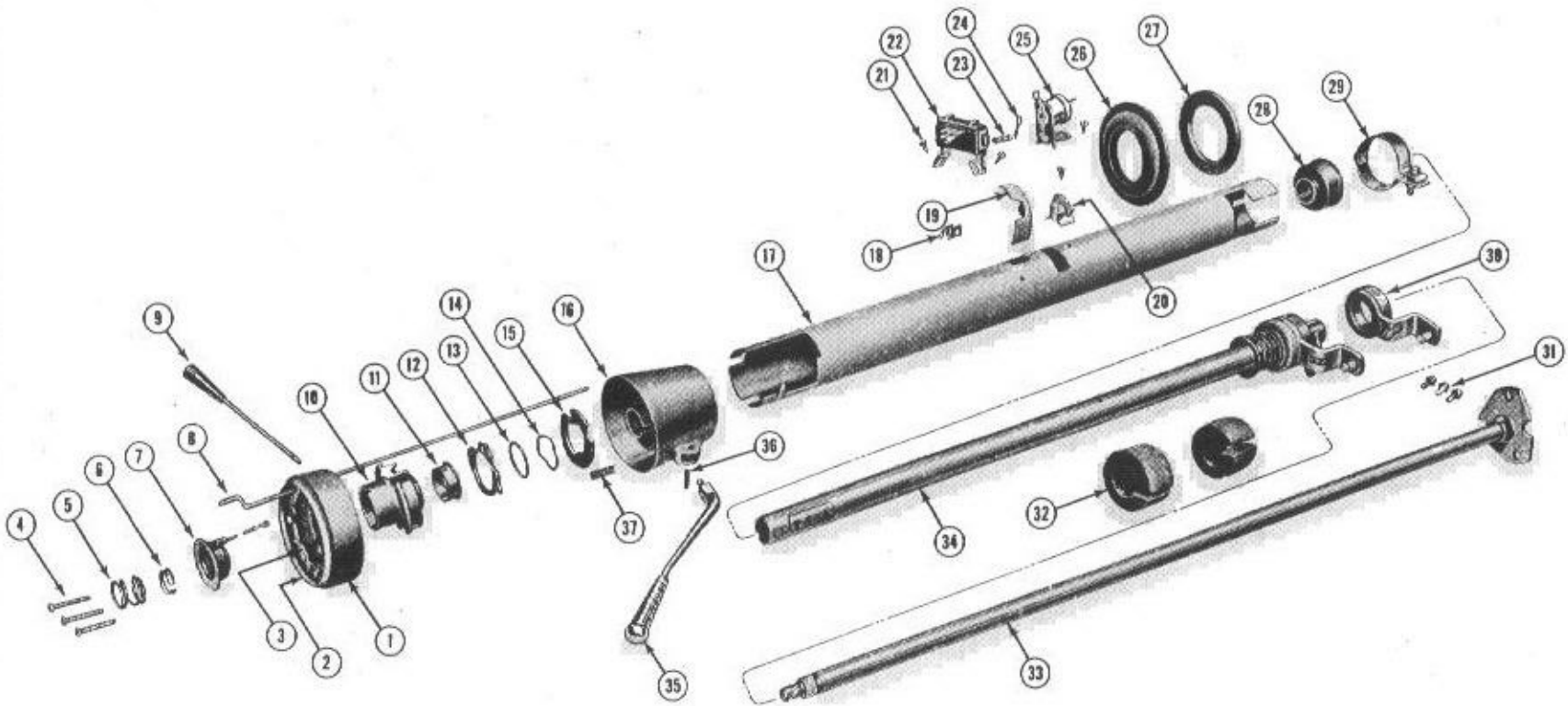
© 1961 PONTIAC MOTOR DIVISION, GENERAL MOTORS CORPORATION

POWER STEERING PUMP (TEMPEST SERIES)

KEY	PART NAME	GROUP NO.
1	- SHAFT, Drive	6.614
2	- KEY, Drive Shaft	6.655
3	- SEAL, Steering Gear Oil Pump Shaft	6.617
4	- SEAL, Reservoir "O" Ring	6.635
5	- BODY (HOUSING), Steering Gear Oil Pump	6.608
6	- SEAL, Union "O" Ring	6.674
7	- SPRING, Flow Control	6.612
8	- VALVE ASS'Y, Flow Control	6.624
9	- SEAL, End & Pressure Plate "O" Ring	6.609
10	- PIN, Pump Ring—Dowel	6.608
11	- PLATE, Thrust	6.612
12	- ROTOR, Pump (10 vane)	6.610
13	- RING, Shaft Retainer	6.616
14	- VANE, Pump	6.610
15	- RING, Pump	6.611
16	- PLATE, Pressure	6.612
17	- SPRING, Pressure Plate	6.612
18	- PLATE, End	6.612
19	- RING, End Plate Retaining	6.609
20	- SEAL, Reservoir	6.635
21	- RESERVOIR ASS'Y	6.635
22	- CAP ASS'Y, Fluid Reservoir	6.635
23	- BOLT (3/8"-16 x 3/4" Hex)	8.900
24	- SPACER, Pump Cover Bolt	N.S.
25	- SEAL, Union	6.674
26	- FITTING & ORIFICE ASS'Y	6.673

STEERING COLUMN—SYNCHRO MESH (EXC. TEMPEST SERIES)

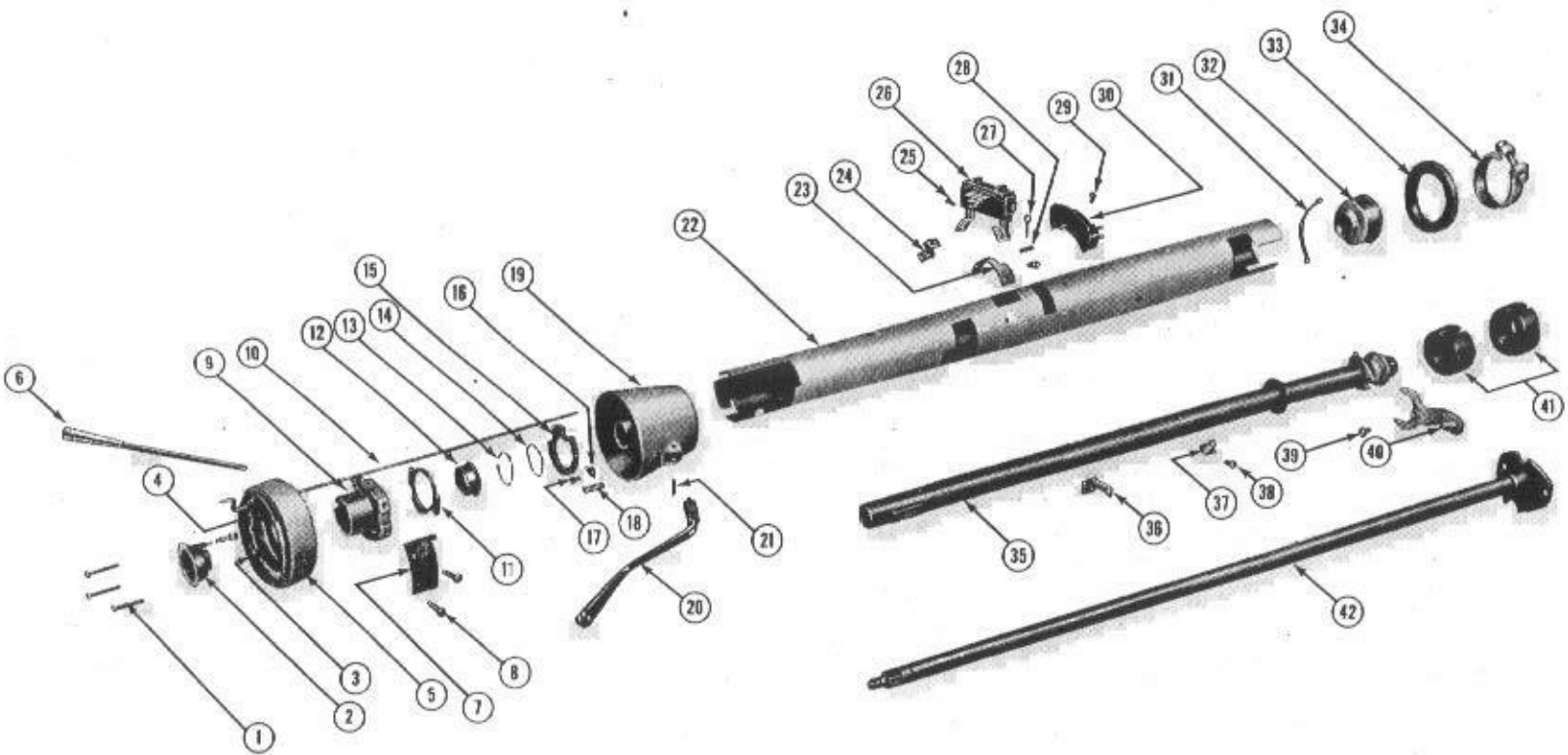
© 1961 PONTIAC MOTOR DIVISION, GENERAL MOTORS CORPORATION



STEERING COLUMN—SYNCHRO MESH (EXC. TEMPEST SERIES)

KEY	PART NAME	GROUP NO.
1	HOUSING ASS'Y, Direction Signal Switch	2.906
2	SHIELD, Direction Signal Housing	2.910
3	PLATE ASS'Y, Direction Signal Switch	2.910
4	SCREW, Strg. Shaft Upper Brg. (#8-32 x 1¼")	N.S.
5	SPRING, Strg. Shaft Upper Brg.	6.526
6	SEAT, Strg. Shaft Upper Brg. Spring	6.526
7	CONTACT & CABLE, Horn Button	2.859
8	ROD, Switch Actuator	2.895
9	LEVER ASS'Y, Direction Signal Switch	2.897
10	SUPPORT, Gearshift Shaft Upper Bearing	4.018
11	PLATE, Contact Upper Brg.	N.S.
12	PLATE, Brg. Support & Direction Signal Lock	4.018
13	WASHER, Gearshift Lever—Thrust	4.038
14	WASHER, Gearshift Lever Housing—Wave	4.038
15	RETAINER, Gearshift Lever Housing	4.036
16	HOUSING ASS'Y, Gearshift Lever Support	4.038
17	JACKET, Strg. Column	6.518
18	RETAINER, Horn Cable	N.S.
19	BEARING, Actuator Rod	2.895

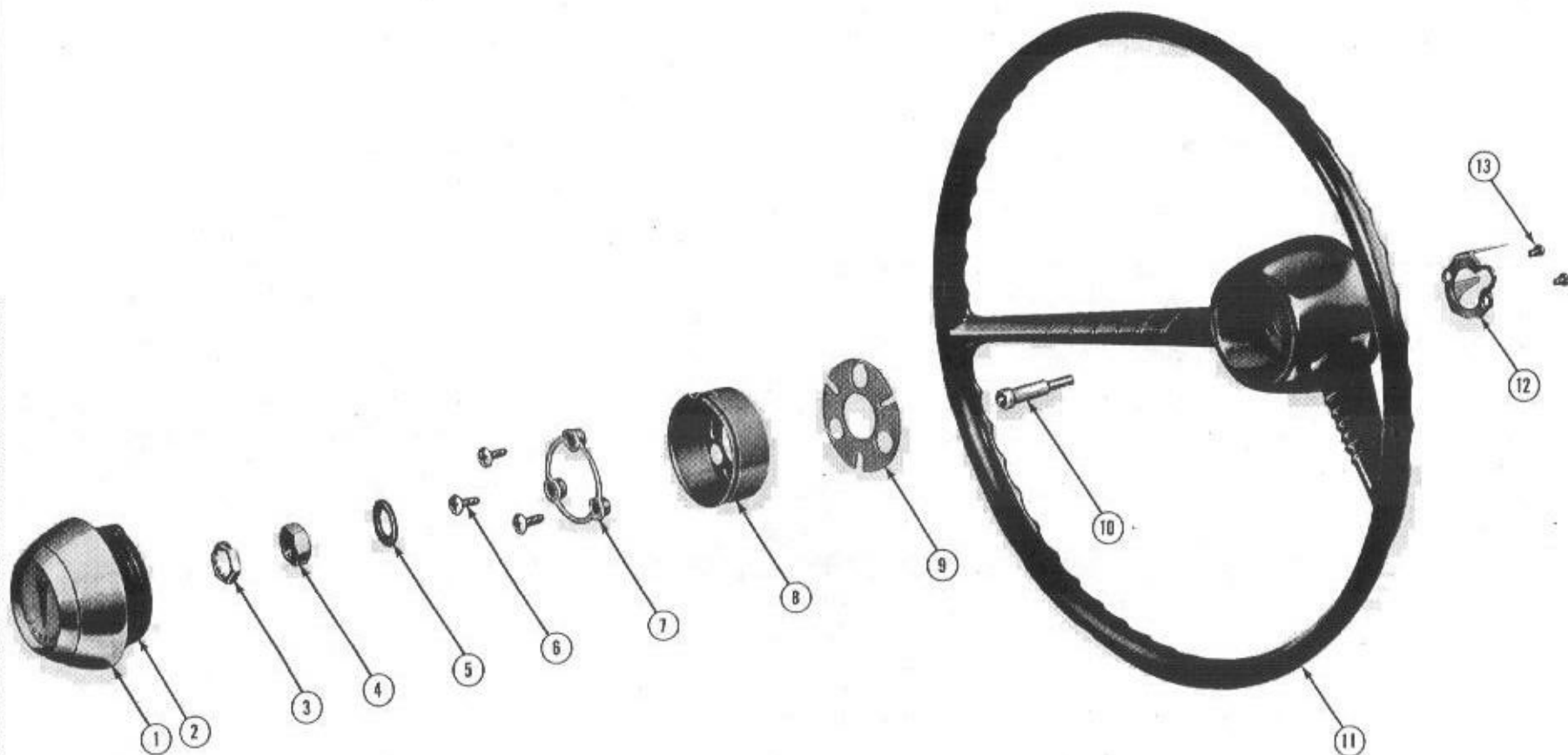
KEY	PART NAME	GROUP NO.
20	LEVER, Trans. Neutralizer & Back-Up Lamp Switch	4.054
21	SCREW, (#10-16 x ¾")	8.977
22	SWITCH ASS'Y, Direction Signal	2.895
23	SPRING, Switch Actuator Rod Anti-Rattle	2.895
24	LEVER, Direction Signal Switch Actuator	2.895
25	SWITCH ASS'Y, Back-Up Lamp	4.054
26	GROMMET, Strg. Column Toe Plate	9.045
27	SEAL, Strg. Column—Felt	9.038
28	ADAPTER ASS'Y, Strg. Shaft Lower Brg.	6.525
29	CLAMP, Strg. Shaft Jacket	6.518
30	LEVER, Gearshift Lower Control	4.041
31	BOLT, Gearshift Lower Brg. to Jacket	4.017
32	INSULATOR, Strg. Column	4.017
33	SHAFT & FLANGE, Strg. Gear Upper	6.524
34	TUBE ASS'Y, Strg. Column Gearshift	4.039
35	LEVER, Transmission Gearshift	4.006
36	PIN, Gearshift Lever Pivot	4.036
37	SPRING, Gearshift Lever Tension	4.036



STEERING COLUMN—HYDRA MATIC


STEERING COLUMN—HYDRA MATIC

KEY	PART NAME	GROUP NO.	KEY	PART NAME	GROUP NO.
1	SCREW, Strg. Shaft Upper Brg. (#8-32 x 1 1/4")	N.S.	22	JACKET, Strg. Column	6.518
2	CONTACT & CABLE, Horn Button	2.859	23	BEARING, Actuator Rod	2.895
3	SHIELD, Direction Signal Housing	2.910	24	RETAINER, Horn Cable	N.S.
4	PLATE ASS'Y, Direction Signal Switch	2.910	25	SCREW, (#10-16 x 3/8")	8.977
5	HOUSING ASS'Y, Direction Signal Switch	2.906	26	SWITCH ASS'Y, Direction Signal	2.895
6	LEVER ASS'Y, Direction Signal Switch	2.897	27	LEVER, Direction Signal Switch Actuator	2.895
7	PLATE, Gearshift Interlock	4.018	28	SPRING, Switch Actuator Rod Anti-Rattle	2.895
8	SCREW, (#12-14 x 3/4")	8.977	29	SCREW, (#10-16 x 3/8")	8.977
9	SUPPORT, Gearshift Shaft Upper Brg.	4.018	30	SWITCH ASS'Y, Back-Up Lamp	4.054
10	ROD, Switch Actuator	2.895	31	SPRING, Gearshift Tube Anti-Rattle	4.039
11	PLATE, Brg. Support & Direction Signal Lock	4.018	32	ADAPTER ASS'Y, Strg. Shaft Lower Brg.	6.525
12	PLATE, Contact Upper Brg.	N.S.	33	SEAL, Strg. Column—Felt	9.038
13	WASHER, Gearshift Lever—Thrust	4.038	34	CLAMP, Strg. Shaft Jacket	6.518
14	WASHER, Gearshift Lever Housing—Wave	4.038	35	TUBE ASS'Y, Strg. Column Gearshift	4.039
15	RETAINER, Gearshift Lever Housing	4.036	36	LEVER, Trans. Gearshift Indicator	4.038
16	PIN, Strg. Column Gearshift Tube Locating	4.018	37	LEVER, Trans. Neutralizer & Back-Up Lamp Switch	4.054
17	SCREW, (#8-32 x 3/8")	N.S.	38	SCREW, Trans. Neutralizer & Back-Up Lamp Switch	4.054
18	SPRING, Gearshift Lever Tension	4.036	39	SCREW & WASHER ASS'Y, Gearshift Lower Lever	N.S.
19	HOUSING, Gearshift Lever Support	4.038	40	LEVER, Gearshift Lower Control	4.041
20	LEVER, Transmission Gearshift	4.006	41	INSULATOR, Strg. Column	4.017
21	PIN, Gearshift Lever Pivot	4.036	42	SHAFT & FLANGE, Strg. Gear Upper	6.524



STEERING WHEEL—STANDARD (TEMPEST SERIES)

KEY	PART NAME	GROUP NO.	KEY	PART NAME	GROUP NO.
1	CAP, Horn Button.....	2.817	8	CUP, Horn Button Cap Contact.....	2.821
2	RETAINER, Horn Button Cap.....	2.821	9	SPRING, Horn Button Contact.....	2.819
3	NUT, Lock To Strg. Shaft.....	6.515	10	CONTACT CARTRIDGE ASS'Y.....	2.819
4	NUT, Hex Hd. To Strg. Shaft.....	6.515	11	WHEEL, Steering.....	6.513
5	WASHER, Plain To Strg. Shaft.....	6.515	12	CAM, Dir. Signal Cancelling.....	2.896
6	SCREW, Horn Button Cap Contact Cup.....	2.821	13	SCREW & L/WASHER ASS'Y, (#10-32 x 5/16" Cr. Hd. Mach.)—to Strg. Wheel.....	2.896
7	BUSHING, Horn Button Cup Spacer.....	2.821			



STEERING WHEEL-DELUXE (TEMPEST SERIES)

KEY	PART NAME	GROUP NO.
1	CAP, Horn Button	2.817
2	NUT, Lock to Strg. Shaft	6.515
3	NUT, Hex Hd. to Strg. Shaft	6.515
4	WASHER, Plain to Strg. Shaft	6.515
5	SCREW, Horn Button Cap Contact Cup	2.821
6	BUSHING, Horn Button Cup Spacer	2.821
7	RING, W/Deluxe Steering Wheel	2.830

KEY	PART NAME	GROUP NO.
8	RING, Horn Pivot	2.819
9	SPRING, Horn Button Contact	2.819
10	CONTACT CARTRIDGE ASS'Y	2.819
11	WHEEL, Steering	6.513
12	CAM, Directional Signal Cancelling	2.896
13	SCREW & L/WASHER ASS'Y, cam to strg. wheel (#10-32 x 5/16" Cr. Hd. Mach.)	2.896

YEAR	MODEL	PART NAME	PART NO.	PER CAR	PART NO.
------	-------	-----------	----------	---------	----------

6.020 KNUCKLE, STEERING

1961-62	All exc. Police & 21			2	532288
1961-62	21 All	exc. aluminum hub and drum (▲)		2	535342
1961-62	21 All			2	539351

▲NOTE: For use only with Special Order Police jobs equipped with roller type front wheel bearings.

6.022 NUT, STEERING KNUCKLE

1961-62	All			2	378137
---------	-----	--	--	---	--------

6.103 ARM, STEERING KNUCKLE

1961	All exc. 21 & police (Spec. order)		538292 RH		538293 LH
1961-62	21 All		539271 RH		539272 LH
1961	Police (Spec. Order)	(▲)	537258 RH		537259 LH
1962	All exc. 21 & police (Spec. order)		540986 RH		540987 LH
1962	Police (Spec. order)		540984 RH		540985 LH

▲NOTE: For use only with Special Order Police jobs equipped with roller type front wheel bearings.

6.111 SEAL, TIE ROD BALL STUD DUST

1961-62	All			2	505007
1961-62	All	tie rod end stud dust		2	505007

6.163 RETAINER, UPPER CONTROL ARM SHAFT BUSHING

1961	21 All	rear bushing	Inner	2	6257697
1961	21 All			2	537729
1962	21 All	front bushing		4	541470
1961	21 All (8.917)	NUT, upper control arm shaft bushing	(7/16"-20)	4	9417044
1962	21 All			4	541469
1961	21 All	WASHER, upper control arm shaft rear bushing-rubber and steel		2	537721
1961	21 All (8.932)	upper control arm shaft rear bushing	(1/2" int. tooth)	2	138549

6.164 BUSHING ASSY., UPPER CONTROL ARM SHAFT

1961	21 All		Front	2	6255602
1961	21 All		Rear	2	6257846
1962	21 All		Front	4	541468

6.166 SEAL, UPPER CONTROL ARM BALL STUD

1961	21 All			2	763711
1962	21 All			2	5676362

6.168 ARM, STEERING KNUCKLE SUPPORT LOWER CONTROL

1961	All exc. 21	538432 RH	538433 LH
1961-62	21 All		2 539329
1962	All exc. 21	542464 RH	542465 LH
1961	21 All	STRUT, lower control arm	539299 RH
1962	21 All	lower control arm.	542817 RH 542818 LH

6.169 BUSHING ASSY., LOWER CONTROL ARM

1961-62	All exc. 21	Rear	2 537878
1961-62	21 All		2 539330
1962	All exc. 21	Front	2 542468
1961	21 all (8.984)	FITTING, lower control arm lube. (45°)	2 5675940

6.170 BUSHING ASSY., LOWER CONTROL ARM STRUT

1961	21 All	Inner	2 541482
1961	21 All	Outer	2 541483
1962	21 All	Inner	2 542662
1962	21 All	Outer	2 542663
1961	21 All	SLEEVE, strut bushing	2 6255680
1962	21 All	strut bushing	2 542664
1961-62	21 All	BOLT, strut to lower control arm	4 540887
1961	21 All (8.915)	NUT, lower control arm strut bushing (3/4"-16)	4 219758
1962	21 All (8.917)	lower control arm strut bushing (3/8"-16)	4 9413322
1961	21 All	WASHER, strut bushing	4 6257050

6.172 BOLT-NUT-WASHER, LOWER CONTROL ARM

1961-62	21 All (8.900)	BOLT, lower control arm to cross member (1/2"-20x4-3/4")	2 191695
1961	All exc. 21 (5.383)	lower control arm to frame. (9/16"-18x3-9/16")	4 528733
1961-62	21 All	NUT, lower control arm strut to arm (3/8"-24)	4 6255675
1961-62	21 All (8.917)	lower control arm to cross member (1/2"-20)	2 443340
1961-62	All exc. 21 (5.383)	lower control arm to frame (9/16"-18)	4 451023
1961-62	21 All (6.178)	WASHER, lower control arm to cross member	2 529735

6.174 STUD ASSY., LOWER CONTROL ARM BALL

1961	21 All		2 5674994
1962	21 All		2 5676800
1961	21 All	STUD PKG., lower control arm ball	2 540409
1961-62	All exc. 21	lower control arm ball	2 533015
1961	21 All	SEAL ASSY., lower control arm ball stud dust	2 540436
1961-62	All exc. 21		2 760985
1962	21 All		2 5676659

6.176 BUMPER, CONTROL ARM

1961-62	All exc. 21	upper control arm	2 528676
1961-62	21 All	upper control arm	2 541234
1961	21 All	lower control arm	2 542760
1962	21 All	lower control arm	2 543169

6.177 BRACKET, FRONT WHEEL BUMPER

1961-62	All exc. 21	538069 RH	538070 LH
---------	-------------	-----------	-----------

6.178 ARM ASSY., STEERING KNUCKLE SUPPORT UPPER

1961-62	All exc. 21	528471 RH	528472 LH
1961	21 All	3777312 RH	3777311 LH
1962	21 All	3777313 RH	3777314 LH
1961-62	All exc. 21	BRACKET ASSY., upper control arm	538064 RH 538065 LH
1961-62	21 All	535995 RH	535996 LH
1961-62	All exc. 21	BUSHING, upper arm shaft	4 533484
1961-62	All exc. 21	BOLT, upper arm shaft	4 528490
1961-62	21 All (8.900)	upper arm to cross member . . . (7/16"-20x2-1/4")	4 454961
1961	21 All	PLUG, frt. susp. arm adj. hole	4 540402
1961-62	All exc. 21	SEAL, upper arm shaft bushing	4 515951
1961-62	All exc. 21	upper arm ball stud dust (1-27/32 O.D.)	2 5672742
1961	All exc. 21	upper control arm ball stud dust . . . (2-1/64 O.D.)	2 3742248
1961-62	All exc. 21	SHAFT, upper control arm	2 538516
1961	21 All		2 539678
1961-62	All exc. 21	SHAFT PKG., frt. susp. upper arm	2 540322
1961	21 All	frt. susp. upper arm	2 540407
1962	21 All	frt. susp. upper arm	2 541406
1961	21 All	STUD PKG., upper control arm ball	2 540408
1961	All exc. 21	upper control arm ball 533013 RH	533014 LH
1962	21 All	upper control arm ball	2 541405
1962	All exc. 21	upper control arm ball 542924 RH	542925 LH
1961-62	All exc. 21	WASHER, strg. knuckle upper cont. arm frame brkt. . .	4 529735
1961-62	All exc. 21	SHIM, upper control arm to frame brkt. (.030)	AR 529491
1961-62	All exc. 21	upper control arm to frame brkt. (.060)	AR 529490
1961-62	All exc. 21	upper control arm to frame brkt. (.164)	AR 531527
1961-62	21 All	front suspension upper control arm (.030)	AR 529491
1961-62	21 All	front suspension upper control arm (.060)	AR 529490
1961-62	21 All	front suspension upper control arm (.164)	AR 531527
1961	All exc. 21 (8.984)	FITTING, upper arm ball stud lube (90°)	2 271439
1961-62	21 All (8.917)	NUT, upper arm to cross member (7/16"-20)	4 192063
1961-62	All exc. 21	upper control arm shaft to frame brkt.	4 540487
1961-62	21 All	WASHER, upper arm to cross member	4 539679

6.230 ROD AND BALL STUD ASSY., STEERING KNUCKLE TIE

1961	All exc. 21 & police (Spec. Order)	5674783 RH	5674787 LF
1961	All P/8 S.T.-Police (Spec. Order) (▲)	5676099 RH	5676098 LF
1961	21 All		2 5675006
1962	All exc. 21 & Police (Spec. Order)	5676192 RH	5676188 LF
1962	All P/8-Police (Spec. Order)	5676334 RH	5676335 LF
1962	21 All		2 5676307

▲NOTE: For use with Special Order Police jobs equipped with roller type front wheel bearings.

6.232 SLEEVE, TIE ROD ADJUSTER

1961-62	All		2 5668674
---------	-----	--	-----------

6.233 END ASSY., TIE ROD

1961	All exc. 21		2 5674778
1961	21 All	5675937 RH	5675267 LF
1962	All exc. 21		2 5676839
1962	21 All	5676311 RH	5676304 LF

6.234 CLAMP, TIE ROD ADJUSTER

1961-62	All	4	5668675
1961-62	All	BOLT, tie rod clamp	4	5675094
1961	All (8.917)	NUT, tie rod clamp bolt	4	9414568
1962	All (8.917)	tie rod tube clamp-lock	1	9414398

6.235 SHOCK ABSORBER, STEERING LINKAGE

1961-62	21 All S.S.	1	3171395
1961-62	21 All S.S.	SHOCK ABSORBER PKG., strg. linkage	1	543358
1961-62	21 All S.S.	BRACKET, shock absorber to strg. conn. rod	1	543359
1961-62	21 All S.S.	"U" BOLT, brkt. to strg. linkage	2	543360

6.255 SEAT, TIE ROD BALL STUD

SEAT (See Group 6.581 for use)	264936
SEAT (See Group 6.581 for use)	264937

6.306 HUB AND DRUM, FRONT WHEEL BRAKE

1961-62	21 All	539261 RH	539262 LH
1961	All exc. 21	steel	536941 RH
1961	All exc. 21	aluminum	535279 RH
1961	Police & H.D.C. exc. Police (Spec. Order)	aluminum	534378 RH
1961	Police (Spec. Order)	(▲)	535314 RH
1962	Police, H.D.C. & trailer	exc. aluminum	541533 RH
1962	All exc. 21	steel	541944 RH
1962	All exc. 21	aluminum	541544 RH
1961-62	All Police, H.D.C. & trailer	WEIGHT, frt. wheel brake drum balance - (1 oz.)	AR 531802
1961-62	All Police, H.D.C. & trailer	(1.5 oz.)	AR 531803
1961-62	All Police, H.D.C. & trailer	(2.5 oz.)	AR 531804
1961-62	All Police & H.D.C. . . (8.977)	SCREW, brake drum weight to drum	AR 448655

▲NOTE: For use with Special Order Police jobs equipped with roller type front wheel bearings.

6.311 BEARING PACKAGE, FRONT WHEEL INNER

1961	All exc. 21	consists of one each cone, cup and balls	2	909070
1961-62	21 All	BEARING ASSY.	2	7450630
1961	Police (Spec. Order)	(▲)	2	7451083
1962	P/8	2	7450630

▲NOTE: For use only with Special Order Police jobs equipped with roller type front wheel bearings.

6.313 BEARING PACKAGE, FRONT WHEEL OUTER

1961	All exc. 21	consists of one each cone, cup and balls	2	909067
1961-62	21 All	BEARING ASSY.	2	7450627
1961	Police (Spec. Order)	(▲)	2	7451085

▲NOTE: For use only with Special Order Police jobs equipped with roller type front wheel bearings.

6.314 CONE, FRONT WHEEL BEARING INNER

1961	All exc. 21 & Police (Spec. Order)	2	909570
------	------------------------------------	-------	-------	---	--------

6.315 CONE, FRONT WHEEL BEARING OUTER

1961	All exc. 21 & Police (Spec. Order)	2	909567
------	------------------------------------	-------	-------	---	--------

6.316 RACE, FRONT WHEEL INNER BEARING

1961	All exc. 21 & Police (Spec. Order)	Inner	2	909670
1961-62	21 All	Outer	2	7450631
1962	All exc. 21		2	7450631

6.317 RACE, FRONT WHEEL OUTER BEARING

1961	All exc. 21 & Police (Spec. Order)		2	909667
1961-62	21 All	Outer	2	7450628
1962	All exc. 21		2	7450628

6.318 BEARING AND RACE ASSY., FRONT WHEEL INNER

1961	All exc. 21 & Police (Spec. Order)		2	909770
1961-62	21 All	Inner	2	7450632
1961	Police (Spec. Order)	(▲) Inner	2	7450632
1962	All exc. 21	Inner	2	7450632

▲NOTE: For use only with Special Order Police jobs equipped with roller type front wheel bearings.

6.319 BEARING AND RACE ASSY., FRONT WHEEL OUTER

1961	All exc. 21 & Police (Spec. Order)		2	909767
1961	21 All	Inner	2	7450629
1961	Police (Spec. Order)	(▲) Inner	2	7450629
1962	All		2	7450629

▲NOTE: For use only with Special Order Police jobs equipped with roller type front wheel bearings.

6.321 WASHER, STEERING KNUCKLE SPINDLE

1961	All exc. 21		1	3663991
1961	21 All		2	539165
1962	All		2	539165

6.326 SEAL ASSY., FRONT WHEEL HUB OIL

1961	21 All		2	539161
1961	All exc. 21		2	533249
1962	All		2	539161

6.330 CAP, FRONT WHEEL HUB INNER

1961	All exc. 21		2	499204
1961	21 All		2	539153
1962	All		2	539153

6.335 BOLT, FRONT WHEEL HUB

1961-62	All exc. 21, police & H.D.C.	exc. aluminum hub and drum	523777 RH	5	523778 L
1961-62	All Police, H.D.C. & trailer	exc. aluminum hub and drum	531686 RH		531687 L
1961-62	21 All		539499 RH	5	539500 L

6.367 WEIGHT, WHEEL BALANCE

1961-62	All	(1/4 oz.)	AR	1165254
1961-62	All	(1/2 oz.)	AR	1318737
1961-62	All	(3/4 oz.)	AR	1165255
1961-62	All	(1 oz.)	AR	1318738
1961-62	All	(1-1/4 oz.)	AR	1165256
1961-62	All	(1-1/2 oz.)	AR	1318739
1961-62	All	(1-3/4 oz.)	AR	1165257
1961-62	All	(2 oz.)	AR	1318740
1961-62	All	(2-1/2 oz.)	AR	1318741
1961-62	All	(3 oz.)	AR	1318742
1961-62	All	(3-1/2 oz.)	AR	1330487
1961-62	All	(4 oz.)	AR	1330488
1961-62	All	(5 oz.)	AR	1330489
1961-62	All	(6 oz.)	AR	1330490

6.507 SEAL AND GASKET PKG., POWER STEERING GEAR

1961	All P.S. exc. 21	SEAL KIT, strg. gear housing "O" ring	1	5687181
1962	All P.S. exc. 21		1	5689697
1961-62	21 All P.S.	SEAL AND NUT KIT, control valve	1	5687997
1961-62	21 All P.S.	VALVE ASSY, KIT, strg. control-major overhaul	1	5689647
1961	21 All P.S.	KIT, strg. adapter seat, spring and stud	1	5689648
1962	21 All P.S.		1	5686260

6.509 BOLT-SPACER-WASHER, STEERING GEAR

1961-62	All exc. 21	BOLT, strg. gear to frame	2	539442
1961-62	All exc. 21	strg. gear to frame (7/16"-24x3-1/2")	1	534383
1961-62	21 All	strg. gear to side rail	3	539442
1961-62	21 All S.S.	SPACER, strg. gear bolt side rail	1	539443
1961-62	21 All S.S.	strg. gear bolt Front upper (1-59/64" long)	1	539444
1961-62	21 All P.S.	strg. gear bolt Front upper and lower (5/8" long)	2	539444
1961-62	21 All S.S.	strg. gear bolt Front lower (1/2" long)	1	539445
1961-62	21 All S.S.	strg. gear bolt Rear (1/2" long)	1	539445
1961-62	21 All P.S.	strg. gear bolt Rear (3/4" long)	1	539446
1961-62	All exc. 21	WASHER, strg. gear to frame	3	534218
1961-62	21 All	strg. gear front upper bolt	1	534218
1961-62	21 All S.S.	strg. gear front lower and rear bolt	2	534218

6.513 WHEEL, STEERING (DE LUXE)

1961	All D exc. 21	grey	1	538723
1961	All D exc. 21	blue	1	538724
1961	All D exc. 21	green	1	538725
1961	All D exc. 21	gold	1	538726
1961	All D exc. 21	red	1	538727
1962	All D exc. 21	saddle	1	542273
1962	All D exc. 21	black	1	542274
1962	All D exc. 21	aquamarine	1	541334
1962	All D exc. 21	blue	1	541335
1962	All D exc. 21	green	1	541336
1962	All D exc. 21	gold	1	541337
1962	All D exc. 21	red	1	541338

6.513 WHEEL, STEERING (STANDARD)

1961	21 All	black pearl	1	766205
1961	21 All	blue	1	766211

1961	21 All	green	1	766542
1961	21 All	bronze	1	766543
1961-62	21 All	burgundy	1	766544
1961	23 All	blue	1	537471
1961	23 All	green	1	537472
1961	23 All	gold	1	537473
1961	23 All	grey	1	536168
1961-62	23 All	red	1	536545
1962	21 All	bronze	1	768240
1962	21 All	aquamarine	1	768241
1962	21 All	blue	1	768243
1962	21 All	green	1	768415
1962	21 All	grey	1	768416
1962	21 All	saddle	1	768417
1962	21 All	red	1	768418
1962	21 All	black	1	768437
1962	23 All	blue	1	541706
1962	23 All	aquamarine	1	541707
1962	23 All	green	1	541708
1962	23 All	gold	1	541709
1962	23 All	grey	1	542231

6.515 NUT-WASHER, STEERING WHEEL SHAFT

1961-62	All	(8.921)	spring lock	(1/2"-20)	1	107825
1961-62	All	(8.916)	NUT, strg. wheel to strg. shaft	(1/2"-20)	1	124934
1961-62	All		WASHER, strg. wheel to shaft	(17/32" LD,x15/16" O.D.)	1	5665807

6.518 JACKET, STEERING COLUMN

1961-62	All S.T. exc. 21				1	5675045
1961-62	All H.T.		exc. console		1	5675048
1961	21 All		1st 2000 cars		1	7017805
1961-62	21 All		after 1st 2000 cars on 1961		1	7020153
1962	All H.T. (10)		w/console		1	5675045
1961-62	All 3 SPD.-S.T. exc. 21		CLAMP, steering column jacket		1	537314
1961-62	All 4 SPD.-S.T.				1	5686077
1961-62	All H.T.				1	5686077

6.524 SHAFT AND WORM, STEERING GEAR

1961-62	All S.S. exc. 21		w/balls and nut		1	5674278
1961-62	21 All		w/balls and nut		1	5675059
1961-62	All exc. 21		SHAFT AND FLANGE, strg. gear		1	5675049

6.525 ADAPTER-FLANGE-COUPLING, STEERING GEAR

1961-62	All exc. 21		ADAPTER ASSY., strg. shaft		1	5675170
1961-62	All P.S. exc. 21		FLANGE ASSY., strg. shaft	Lower	1	5689066
1961-62	All S.S. exc. 21		COUPLING AND LOWER FLANGE, strg. gear		1	5674555
1961-62	All P.S. exc. 21		REINFORCEMENT, strg. gear coupling		4	5682486
1961-62	All P.S. exc. 21		BOLT, strg. gear flange to shaft coupling		1	5686553
1962	All P.S. exc. 21		BOLT KIT, strg. gear coupling upper flange		2	5689776
1961-62	All exc. 21		WASHER, strg. gear shaft flange bolt		2	5683938

6.526 SPRING, STEERING SHAFT UPPER BEARING

1961-62	All exc. 21		1	5660476
1961-62	21 All		1	6256574
1961-62	All	SEAT, strg. shaft upper brg.	1	264831

6.527 RACE, STEERING GEAR WORM THRUST BEARING

1961-62	All S.S.		1	5666683
1961-62	All S.S.-S.T.	steering gear housing	1	5666683

6.530 BEARING, STEERING GEAR THRUST

1961-62	All S.S.		2	5666693
1962	All P.S. exc. 21		1	5687798
1961-62	All P.S. exc. 21	BEARING KIT	1	5687185
1961-62	All P.S. exc. 21		1	5687186
1961	All P.S. exc. 21	PLUG ASSY., strg. gear upper end adjuster	1	5686866
1961-62	All P.S. exc. 21	RING, upper end plug oil seal ret.	1	5684820
1961-62	All P.S. exc. 21	SEAL KIT, strg. gear adjuster plug	1	5687183

6.531 NUT, STEERING GEAR WORM BEARING ADJUSTING

1961-62	All P.S.		1	5686556
---------	----------	--	---	---------

6.550 VALVE ASSY., STEERING GEAR HYDRAULIC

1961-62	All P.S. exc. 21	w/pin	1	5688904
1961-62	21 All P.S.	BOLT, strg. linkage valve to adapter	2	5682459
1961-62	21 All P.S.	ADAPTER ASSY., steering linkage	1	5688846
1961-62	21 All P.S.	ADAPTER AND VALVE ASSY., steering linkage	1	5688845

6.551 ADAPTER KIT, VALVE SHAFT AND BALL SEAT SPRING

1961-62	21 All P.S.		1	5687998
1961-62	21 All P.S.	NUT, strg. linkage valve rod lock	1	5688311

6.552 STEERING GEAR VALVE PARTS

1961	All P.S. exc. 21	"O" RING, strg. gear valve spool dampener	1	5686546
1961-62	All P.S. exc. 21	RING KIT, strg. gear valve	1	5687182
1961-62	All P.S. exc. 21	SPRING, spool valve	1	5687252

6.554 COVER AND LOCK NUT KIT, CONTROL VALVE DUST

1961-62	21 All P.S.		1	5687996
1961-62	21 All P.S.	SPACER, strg. linkage valve to adapter	1	5685469
1961-62	21 All P.S.	WASHER, strg. linkage valve shaft	1	5687011

6.560 SEAT, SPRING AND STUD KIT, ADAPTER

1961	21 All P.S.	ADAPTER AND SLEEVE KIT, steering	1	5689648
1961-62	21 All P.S.	KEY, adapter and valve plug to sleeve	1	5688972
1961-62	21 All P.S.	PLUG, adapter and valve ball adjuster	1	5686218
1961-62	21 All P.S.	SEAL, adapter and valve to pitman arm ball stud	1	5685462
1961-62	21 All P.S.	SHIELD, adapter dust	1	3736289
1961-62	21 All P.S.	SPRING, adapter and valve ball seat	1	5688973
1961-62	21 All P.S.		1	5687733

6.575 BRACKET ASSY., POWER CYLINDER

1961-62	21 All P.S.	to side rail	1	539447
---------	-------------	--------------	---	--------

6.576 CYLINDER ASSY., STEERING BOOSTER

1961-62	21 All P.S.		1	5688390
---------	-------------	--	---	---------

6.579 RING, STEERING GEAR POWER CYLINDER PISTON

1961-62	All P.S. exc. 21		1	5687958
1961-62	All P.S. exc. 21	SEAL, piston ring back-up "O" ring	1	5687959

6.581 STEERING BOOSTER CYLINDER PARTS

1961-62	21 All P.S.	ELEMENT, booster cyl. rod scraper	1	5685391
1961-62	21 All P.S.	GROMMET, booster cyl. rod to bracket	2	3709452
1961-62	21 All P.S.	PLUG, booster cyl. ball stud hsg. end	1	5685421
1961-62	21 All P.S.	RETAINER, booster cyl. rod to bracket	2	3709454
1961-62	21 All P.S.	RING, booster cyl. ball stud retainer	1	5685399
1961-62	21 All P.S.	RING, booster cyl. piston rod sealer retainer	1	5685393
1961-62	21 All P.S.	SCRAPER, booster cyl. piston rod	1	5685394
1961-62	21 All P.S.	SEAL, booster cyl. piston rod	1	5685395
1961-62	21 All P.S. (6.111)	booster cyl. ball stud	1	505007
1961-62	21 All P.S. (6.255)	SEAT, booster cyl. ball stud	1	264936
1961-62	21 All P.S. (6.255)	booster cyl. ball stud spring	1	264937
1961-62	21 All P.S.	SPACER, booster cyl. rod to bracket	1	541857
1961-62	21 All P.S.	SPRING, booster cyl. ball stud seat	1	5684403
1961-62	21 All P.S.	STUD, booster cyl. mtg. ball	1	5685382
1961-62	21 All P.S.	WASHER, booster cyl. seal back-up	1	5685397

6.586 RACK, PISTON AND WORM ASSY., STEERING GEAR

1961	All P.S. exc. 21		1	5689017
1962	All P.S. exc. 21		1	5689687
1961	All P.S. exc. 21	PLUG, rack piston end	1	5686990
1962	All P.S. exc. 21		1	5689695
1961	All P.S. exc. 21	RING, piston end plug ret.	1	5686566

6.605 PUMP ASSY., STEERING GEAR OIL

1961-62	P/8 P.S.		1	5688853
1961-62	T/4 P.S.		1	5689534
1961-62	T/8 P.S.		1	5689259

6.606 BRACKET, STEERING GEAR OIL PUMP

1961-62	P/8 P.S.	exc. 60 amp. Alt. C. or 45 amp. low cut in gen. w/A.C.	1	538549
1961-62	T/8 P.S.	Front	1	1195984
1961-62	T/8 P.S.	Rear	1	1195581
1961	T/4 P.S.	BRACE, pump	Rear	1
1962	T/4 P.S.	pump	Rear	1
1961-62	T/8 P.S.	STUD, pump mounting	3	5688694
1961-62	P/8 P.S.	SUPPORT, pump-exc. 60 amp. Alt. C. or 45 amp. low cut in gen. w/A.C.	Front	1
1961-62	P/8 P.S.	exc. 60 amp. Alt. C. or 45 amp. low cut in gen. w/A.C.	Rear	1
1961-62	T/4 P.S.	Front	1	539207
1961-62	P/8 P.S.-A.C.	w/45 amp. extra low cut in Dir. C. gen. or 60 amp. Alt. C. gen.	Front	1
1961-62	P/8 P.S.-A.C.	w/45 amp. extra low cut in Dir. C. gen. or 60 amp. Alt. C. gen.	Rear	1
1961-62	P/8 P.S. (8,900)	BOLT, pump mtg. bracket to cyl. head-exc. 60 amp. Alt. C. or low cut in gen. w/A.C. . (3/8"-16x3-1/4")	1	189304
1961-62	P/8 P.S. (8,900)	pump supt. to bracket-exc. 60 amp. A.C. or low cut in gen. w/A.C. (3/8"-24x4-1/4")	1	189333
1961-62	P/8 P.S. (8,900)	pump mtg. brkt. to cyl. head . . . (3/8"-16x5-1/8")	1	9416318
1961-62	T/8 P.S. (8,900)	pump brkt. to cyl. block . Upper (5/16"-18x4-5/8")	2	9416158
1961-62	P/8 P.S. (8,900)	pump to front supt. (3/8"-16x3/4")	3	220706

6.608 BODY, STEERING OIL PUMP

1961-62	All P.S. exc. 21	1	5688072
1961-62	21 All P.S.	w/ball plug and seal	1
1961-62	21 All P.S.	PIN, strg. pump ring dowel	2
1961-62	All P.S. exc. 21	2	5686675

6.609 COVER, STEERING GEAR OIL PUMP END

1961-62	All P.S. exc. 21	COVER, strg. pump end	1	5686676
1961-62	21 All P.S.	PLATE, pump end	1	5689358
1961-62	All P.S. exc. 21	RING, end cover retaining	1	5686680
1961-62	21 All P.S.	end plate retaining	1	5688014
1961-62	All P.S. exc. 21	SEAL, end cover "O" ring	1	5686684
1961-62	All P.S. exc. 21	pressure plate to hsg. "O" ring	1	5686685
1961-62	All P.S. exc. 21	SEAL KIT, pump "O" ring	1	5688065
1961-62	21 All P.S.	pump "O" ring	1	5688044

6.610 ROTOR, STEERING GEAR OIL PUMP

1961-62	All P.S. exc. 21	w/sleeve	1	5687277
1961-62	21 All P.S.	10 vane	1	5688011
1961-62	21 All P.S.	RING, ROTOR AND VANE KIT, pump	1	5688046
1961-62	All P.S. exc. 21	1	5686718	
1961-62	21 All P.S.	VANE KIT, pump	1	5688047
1961-62	All P.S. exc. 21	1	5686719	

6.611 RING, STEERING GEAR OIL PUMP ROTOR

1961-62	All P.S. exc. 21	1	5686682
---------	----------------------------	---	---------

6.612 PLATE, STEERING GEAR OIL PUMP

1961-62	All P.S. exc. 21	pressure	1	5686702
1961-62	All P.S. exc. 21	thrust	1	5687785
1961-62	21 All P.S.	pressure	1	5688043
1961-62	21 All P.S.	thrust	1	5688027
1961-62	21 All P.S.	SPRING, pump flow control	1	5688037
1961-62	All P.S. exc. 21	pump flow control	1	5682367
1961-62	21 All P.S.	pump pressure plate	1	5689359
1961-62	All P.S. exc. 21	pump pressure plate	2	5686687

6.614 SHAFT, STEERING GEAR OIL PUMP DRIVE

1961-62	All P.S. exc. 21		1	5687319
1961-62	21 All P.S.		1	5689619

6.616 RING, STEERING GEAR OIL PUMP SHAFT RETAINER

1961-62	21 All P.S.		1	5688032
---------	-------------	--	---	---------

6.617 SEAL, STEERING GEAR OIL PUMP SHAFT

1961-62	All P.S. exc. 21		1	5686644
1961-62	21 All P.S.		1	5688020

6.624 VALVE ASSY., STEERING GEAR OIL PUMP FLOW CONTROL

1961-62	21 All P.S.		1	5689395
1961-62	P/8 P.S.		1	5689397

6.635 RESERVOIR ASSY., STEERING GEAR OIL PUMP

1961-62	All P.S. exc. 21		1	5688857
1961-62	21 All P.S.		1	5689138
1961-62	21 All P.S.	CAP, reservoir filler	1	5689888
1961-62	All P.S. exc. 21		1	5687648
1961-62	P/8 P.S.	FILTER ASSY., pump-w/fitings	1	5688079
1961-62	21 All P.S.	FITTING AND ORIFICE ASSY., pump	1	5689362
1961-62	All P.S. exc. 21	SEAL, reservoir to pump hsg. "O" ring	1	5685792
1961-62	21 All P.S.	reservoir bolt. (3/8" LD.)	2	5688109
1961-62	21 All P.S.	reservoir "O" ring (5-1/16" LD.)	1	5688015
1961-62	All P.S. exc. 21	STUD, reservoir body to pump hsg.	1	5688914

6.655 PULLEY, STEERING GEAR OIL PUMP

1961-62	P/8 P.S. exc. A.C.		1	538550
1961-62	P/8 P.S.-A.C.		1	538551
1961-62	T/4 P.S.		1	539206
1961-62	T/8 P.S.		1	1195788
1961-62	T/4 A.C.	guide-double groove	1	534583
1961-62	All P.S.	KEY, pulley to shaft	1	5687898
1961-62	21 All P.S. (8.917)	NUT, pulley to pump (9/16"-12 lock)	1	145034
1961-62	T/8 P.S.	WASHER, pulley to pump	1	1195311
1961-62	P/8 P.S.		1	563979

6.660 BELT, STEERING GEAR OIL PUMP DRIVE

1961-62	All P.S. exc. A.C. & 21 (1.066)	exc. 60 amp. Alt. C. or low cut in gen.	1	538548
1961-62	All P.S.-A.C. exc. 21	exc. 60 amp. Alt. C. or 45 amp. low cut in gen.	1	537612

6.670 HOSE, STEERING GEAR OIL PRESSURE

1961-62	All P.S. exc. 21		1	5689035
1961-62	21 All P.S.		1	5688753
1961-62	21 All P.S.	control valve to booster cyl.	2	5688815

6.671 HOSE, STEERING GEAR OIL RETURN

1961-62	All P.S. exc. 21		1	5689000
1961-62	21 All P.S.		1	5688754
1961-62	21 All P.S.	END ASSY., return hose	1	5688980
1961-62	All P.S. exc. 21	return hose	1	5684537

6.672 BRACKET, STEERING GEAR OIL PUMP HOSE

1961	21 All P.S.		1	537544
1962	21 All P.S.		1	541817
1961-62	21 All P.S.	GROMMET, oil return line	1	5689232
1961-62	21 All P.S.	PLATE, fender skirt hose opening guide	1	537754

6.673 CONNECTOR, STEERING GEAR OIL HOSE TO VALVE

1961-62	21 All P.S.	valve hsg.	1	5681757
1961-62	21 All P.S.	booster cyl. rod guide	1	5681757
1961-62	All P.S. exc. 21	hose fitting to hsg. (9/32" LD.x39/64" O.D.)	1	5687538
1961-62	All P.S. exc. 21	hose fitting to hsg. (1/4" LD.x17/32" O.D.)	1	5682044

6.674 SEAL, STEERING GEAR ELBOW TO VALVE HOUSING

1961-62	All P.S. exc. 21	to pump hsg. "O" ring	1	5681740
1961-62	21 All P.S.	to pump hsg. "O" ring	1	5688035
1961-62	All P.S.	pump hsg. to reservoir	1	5688049

6.750 BRACKET, STEERING COLUMN

1961-62	All exc. 21		Upper	1	538798
1961-62	All exc. 21		Lower	1	538857
1961-62	21 All			1	539805
1961-62	21 All	strg. col. dash		1	539523
1961-62	All 3 SPD.-S.T. exc. 21	strg. col. to toe pan supt.		1	537313
1961-62	21 All	BEZEL, inst. panel strg. col.		1	539494
1961-62	All exc. 21	SUPPORT ASSY., strg. column		1	538950
1961-62	21 All				539871 LH
1961	21 All				539869 RH
1962	21 All				543273 RH
1961-62	All exc. 21 (8.921)	NUT, strg. col. upper brkt. to inst. panel (No. 10-24)		2	441239

1961-62	21 All	(8.921)	strg. col. bezel to inst. cluster bezel. . . (No. 10-12)	2	9415193
1961-62	21 all	(8.977)	SCREW, strg. col. bezel to inst. panel (No. 10-24x5/8" Chr.)	2	167102
1961	21 All	(8.977)	strg. col. bezel to inst. cluster. . . (No. 10-12x5/8")	2	168590
1962	21 All	(8.977)	strg. col. bezel (No. 10-12x3/4")	2	168593
1961-62	21 All	(2.587)	WASHER, srg. col. bezel to inst. panel	2	123885
1961-62	21 All	(1.269)	strg. col. brkt. to dash	1	1283465

6.751 SCREW, STEERING COLUMN BRACKET

1961-62	All exc. 21		lower bracket to mtg. bracket	2	534692
1961-62	21 All	(8.977)	to inst. panel (1/4"-20x2-1/4")	2	9416666
1961-62	21 All	(8.900)	to strg. column (5/16"-18x2-1/4")	1	9416254

6.758 INSULATOR, STEERING COLUMN

1961-62	All exc. 21		Upper	1	540635
1961-62	All exc. 21 & 4 SPD.-S.T.		Upper	2	538421
1961-62	All 4 SPD.-S.T.		Lower	3	540810
1961	All exc. 21		Lower	1	538847
1961-62	21 All		Upper	1	540707
1961-62	21 All		Lower	1	540708
1962	All exc. 21		Lower	1	540636
1962	2867, 2947 All H.T.		used w/console Lower	3	540810
1961-62	21 All		GROMMET, strg. col. bezel	1	535961
1961-62	21 All		SEAL, strg. col. jacket	1	6256088
1961-62	All		SILENCER, strg. column support	2	4572237
1961-62	All 4 SPD.-S.T.		SLEEVE, strg. col. jacket insulator	1	540811
1962	2867, 2947 All H.T.		used w/console	1	540811

6.786 BUSHING, PITMAN SHAFT

1961-62	All S.S.			1	266316
1961-62	All P.S. exc. 21		BEARING ASSY., pitman shaft needle	1	5687757

6.803 HOUSING ASSY., STEERING GEAR

1961-62	All S.S. exc. 21			1	5675538
1961	All P.S. exc. 21			1	5687766
1961-62	21 All			1	5675538
1962	All P.S. exc. 21			1	5689683

6.807 COVER ASSY., STEERING GEAR HOUSING SIDE

1961-62	All S.S.			1	5666722
1961-62	All P.S. exc. 21			1	5689021

6.809 GASKET-SEAL, STEERING GEAR HOUSING SIDE COVER

1961-62	All S.S.		GASKET, side cover	1	5666734
1961	All P.S. exc. 21		SEAL, side cover "O" ring	1	5686570

6.822 SCREW, STEERING GEAR LASH ADJUSTER

1961-62 All S.S. 1 266678

6.823 NUT, STEERING GEAR LASH ADJUSTER

1961-62 All P.S. exc. 21 1 5685372

6.824 COVER, STEERING GEAR LOWER END

1961-62 All P.S. exc. 21 1 5686815
1961-62 All P.S. exc. 21 RING, lower end plug retainer 1 5686814

6.825 SEAL, STEERING GEAR HOUSING END COVER

1961-62 All P.S. exc. 21 1 5686577

6.826 BEARING, STEERING GEAR HOUSING END COVER

1961-62 All P.S. exc. 21 needle type 1 5683229

6.828 SHIM PKG., STEERING GEAR LASH ADJUSTER

1961-62 All S.S. exc. 21 1 605142
1961-62 21 All P.S. 1 605142

6.830 ADJUSTER-NUT-PLUG-RETAINER, STEERING GEAR

1961-62 All S.S. ADJUSTER ASSY., worm thrust bearing 1 5666681
1961-62 All S.S. NUT, worm bearing adjusting 1 5666699
1962 All P.S. exc. 21 PLUG ASSY., strg. gear hsg. upper end 1 5689693
1961-62 All S.S. RETAINER, worm thrust adjuster lower bearing 1 5668489

6.840 SEAL, STEERING SHAFT

1961-62 All S.S. exc. 21 1 5668293
1961-62 21 All 1 5668293

6.841 NUT PKG., STEERING GEAR BALL

1961 All S.S. 1 5675672

6.842 GUIDE, STEERING GEAR BALL RETURN

1961-62 All S.S. 4 5672776
1961-62 All P.S. exc. 21 2 5686540

6.843 CLAMP, STEERING GEAR BALL RETURN GUIDE

1961-62	All S.S.		1	5674112
1961-62	All P.S. exc. 21		1	5686539
1961-62	All S.S.	SCREW AND LOCKWASHER, clamp	3	5674113
1961-62	All P.S. exc. 21 (8.907)		2	187375
				(1/4"-28 x 5/16")

6.844 BALL PKG., STEERING GEAR RECIRCULATING

1961-62	All P.S. exc. 21		1	5685706	(.28117 dia.)
1961-62	All P.S. exc. 21		1	5685707	(.28125 dia.)
1961-62	All P.S. exc. 21		1	5685708	(.28133 dia.)
1961-62	All P.S. exc. 21		1	5685709	(.28141 dia.)
1961-62	All P.S. exc. 21		1	5685710	(.28149 dia.)
1961-62	All P.S. exc. 21		1	5685711	(.28157 dia.)
1961-62	All S.S.	BALL, strg. gear worm	50	266800	

6.850 SHAFT ASSY., STEERING GEAR PITMAN

1961-62	All S.S.		1	5671822
1961-62	All P.S. exc. 21		1	5687184

6.855 SEAL, STEERING GEAR PITMAN SHAFT

1961-62	All S.S.		1	270289
1961-62	21 All P.S.		1	270289
1961-62	All P.S. exc. 21	SEAL KIT, steering gear pitman shaft	1	5685355

6.856 RETAINER, PITMAN SHAFT PACKING

1961-62	All S.S.		1	262156
1961-62	21 All P.S.		1	262156

6.859 ARM, STEERING GEAR PITMAN

1961-62	All S.S. exc. 21 & police (Spec. order)		1	5674764
1961-62	All P.S. exc. 21 & Police (Spec. order)		1	5674766
1961-62	All P.S. Police (Spec. Order)	(▲)	1	5676072
1961-62	All S.S. Police (Spec. Order)	(▲)	1	5676092
1961-62	21 All S.S.	w/lube fitting	1	5674998
1961-62	21 All P.S.		1	5675012

▲NOTE: For use only with Special Order Police jobs equipped with roller type front wheel bearings

6.861 NUT, STEERING GEAR PITMAN ARM

1961-62	All P.S. exc. 21		1	258779
---------	----------------------------	--	---	--------

6.870 ROD ASSY., STEERING CONNECTING

1961-62	All exc. 21 & Police (Spec. order)		1	5674777
1961-62	All S.S. Police (Spec. Order)	(▲)	1	5675866
1961-62	21 All S.S.	use w/bushing type idler arm	1	5675009
1961-62	21 All P.S.	use w/bushing type idler arm	1	5674509

▲NOTE: For use only with Special Order Police jobs equipped with roller type front wheel bearing

6.895 ARM, STEERING CONNECTING ROD IDLER

1961-62	All exc. 21 & Police		
	(Spec. order)	1 5674789
1961-62	All S.S. Police (Spec. order)	(▲)	1 5675883
1961-62	21 All	w/bushing	1 5675002

▲NOTE: For use only with Special Order Police jobs equipped with roller type front wheel bearings.

6.896 SUPPORT ASSY., STEERING CONNECTING ROD IDLER LEVER

1961-62	All exc. 21 & Police		
	(Spec. order)	w/bushing and seal	1 516710
1961-62	Police (Spec. order) exc. 21	w/bushing (▲)	1 5676248
1961	21 All (8.900)	BOLT, idler arm supt. to side rail (3/8-24x3-1/2")	2 187044
1961-62	All exc. 21	PAD PKG., idler arm frame mtg.	1 542513
1961-62	21 All	SUPPORT AND BUSHING PKG.	1 540192
1961-62	21 All	STUD, strg. idler arm-w/bushing	1 5675638

▲NOTE: For use only with Special Order Police jobs equipped with roller type front wheel bearings.

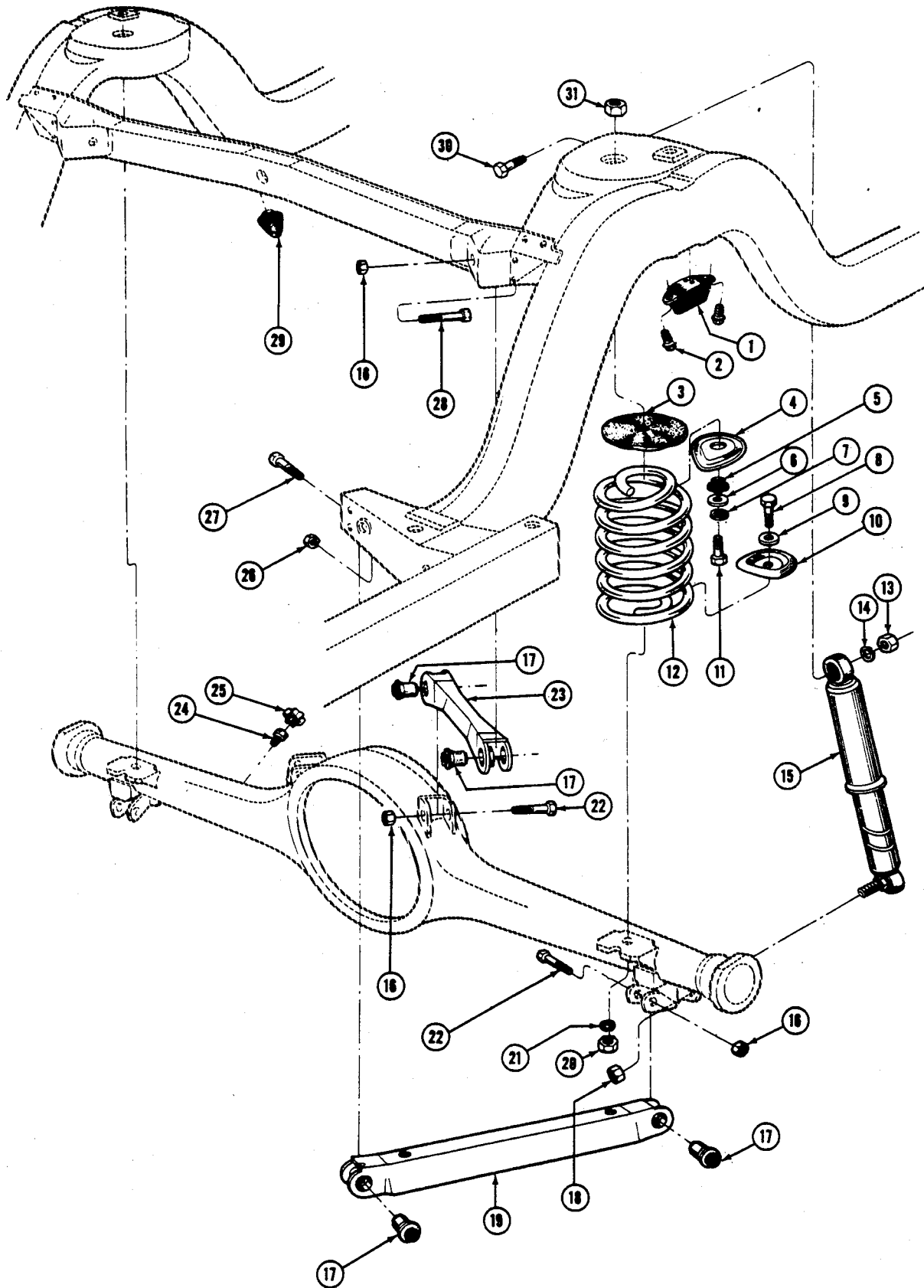
6.897 BUSHING ASSY., STEERING CONNECTING ROD IDLER LEVER SUPPORT

1961	All	1 5672926
------	-----	-------	-----------

6.898 SEAL, IDLER LEVER BUSHING

1961-62	All	2 506529
---------	-----	-------	----------

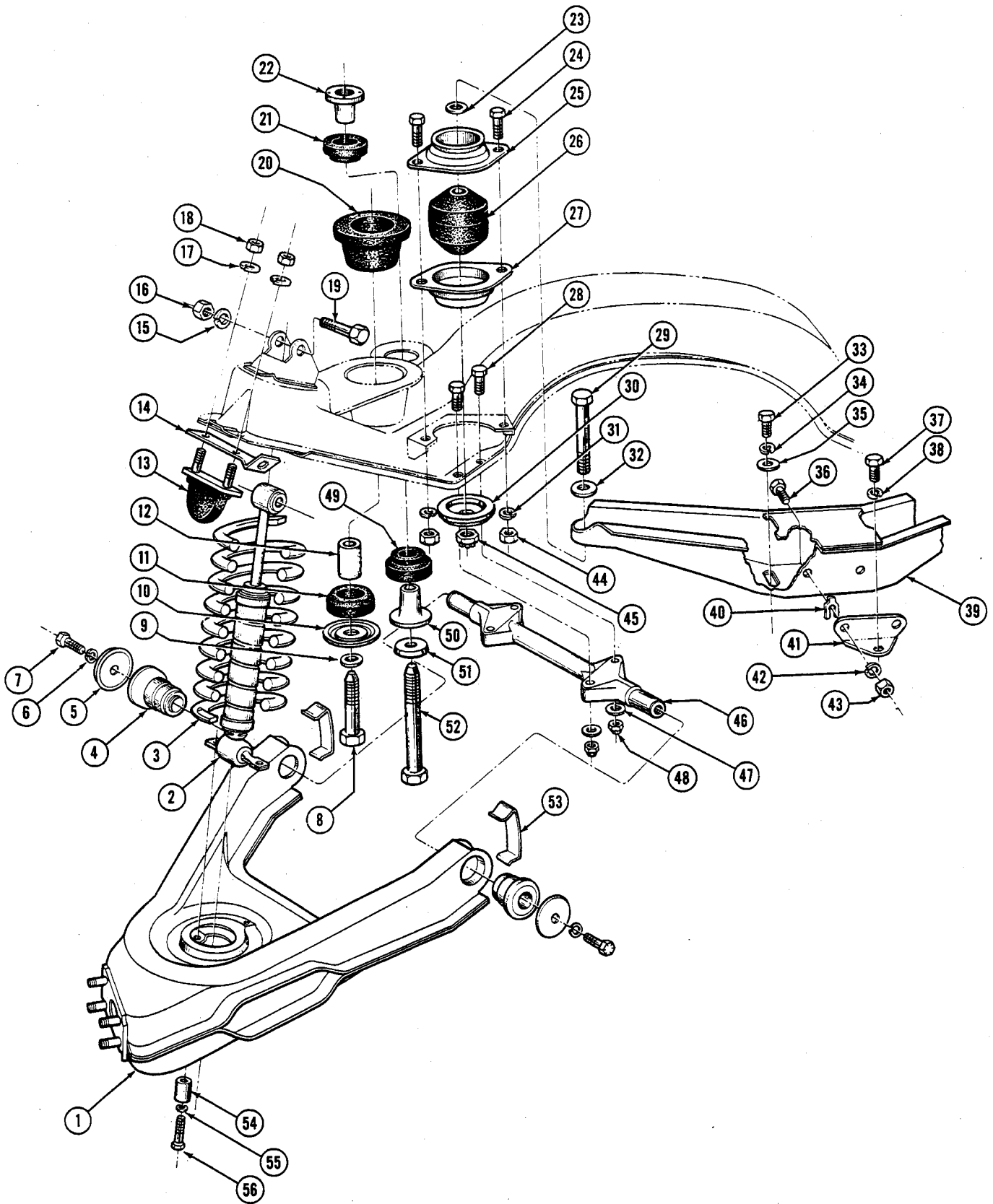
MEMO



REAR SUSPENSION (EXC. TEMPEST SERIES)

KEY	PART NAME	GROUP NO.
1	- BUMPER, Rear Spring Axle	5.395
2	- BOLT, Rear Spring Bumper (5/16"-18 x 3/4")	8.977
3	- INSULATOR, Rear Spring	7.545
4	- CLAMP, Rear Spring	7.518
5	- INSULATOR, Rear Spring Clamp Bolt	7.545
6	- WASHER, Spring Seat to Frame (1/2")	7.518
7	- WASHER, Spring Seat to Frame, Lock (1/2")	8.932
8	- BOLT, Spring Seat to Axle Housing (1/2"-20 x 1 3/4")	8.900
9	- WASHER, Spring Seat to Axle Housing (1/2")	7.518
10	- CLAMP, Rear Spring	7.518
11	- BOLT, Spring Seat to Frame (1/2"-20 x 1 1/2")	8.900
12	- SPRING, Rear Coil	7.503
13	- NUT, Shock Absorber to Frame (7/16"-20)	8.915
14	- WASHER, Shock Absorber to Frame, Lock (7/16")	8.931
15	- SHOCK ABSORBER	7.345
16	- NUT, Rear Axle Control Arm (9/16"-18)	8.917
17	- BUSHING, Rear Axle Control Arm	5.381
18	- NUT, Shock Absorber to Axle (1/2"-20)	8.915
19	- ARM, Rear Axle Control—Lower	5.382
20	- NUT, Spring Seat to Axle Housing (1/2"-20)	8.915
21	- WASHER, Spring Seat to Axle Housing, Lock (1/2")	8.931
22	- BOLT, Rear Axle Control Arm to Axle	5.383
23	- ARM, Rear Axle Control—Upper	5.382
24	- SCREW, Axle Breather	5.387
25	- CAP, Axle Breather Screw	5.387
26	- NUT, Rear Axle Control Arm (9/16"-18)	8.917
27	- BOLT, Rear Axle Lower Control Arm to Frame	5.383
28	- BOLT, Rear Axle Upper Control Arm to Frame	5.383
29	- BUMPER, Differential Carrier	5.394
30	- BOLT, Shock Absorber to Frame (7/16"-20 x 2 3/4")	8.900
31	- NUT, Spring Seat to Frame (1/2"-20)	8.915

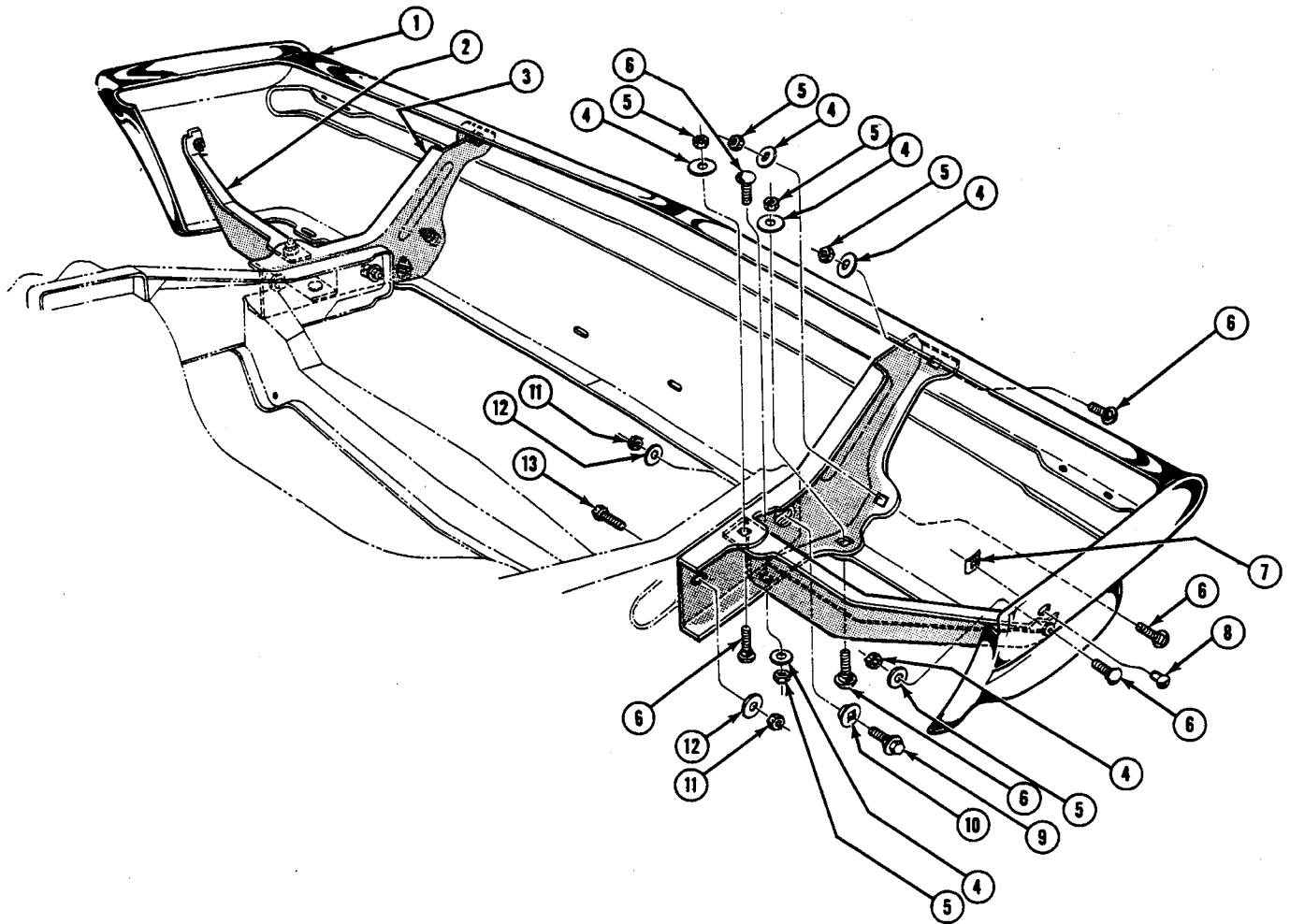
REAR SUSPENSION (EXC. TEMPEST SERIES)



REAR SUSPENSION (TEMPEST SERIES)

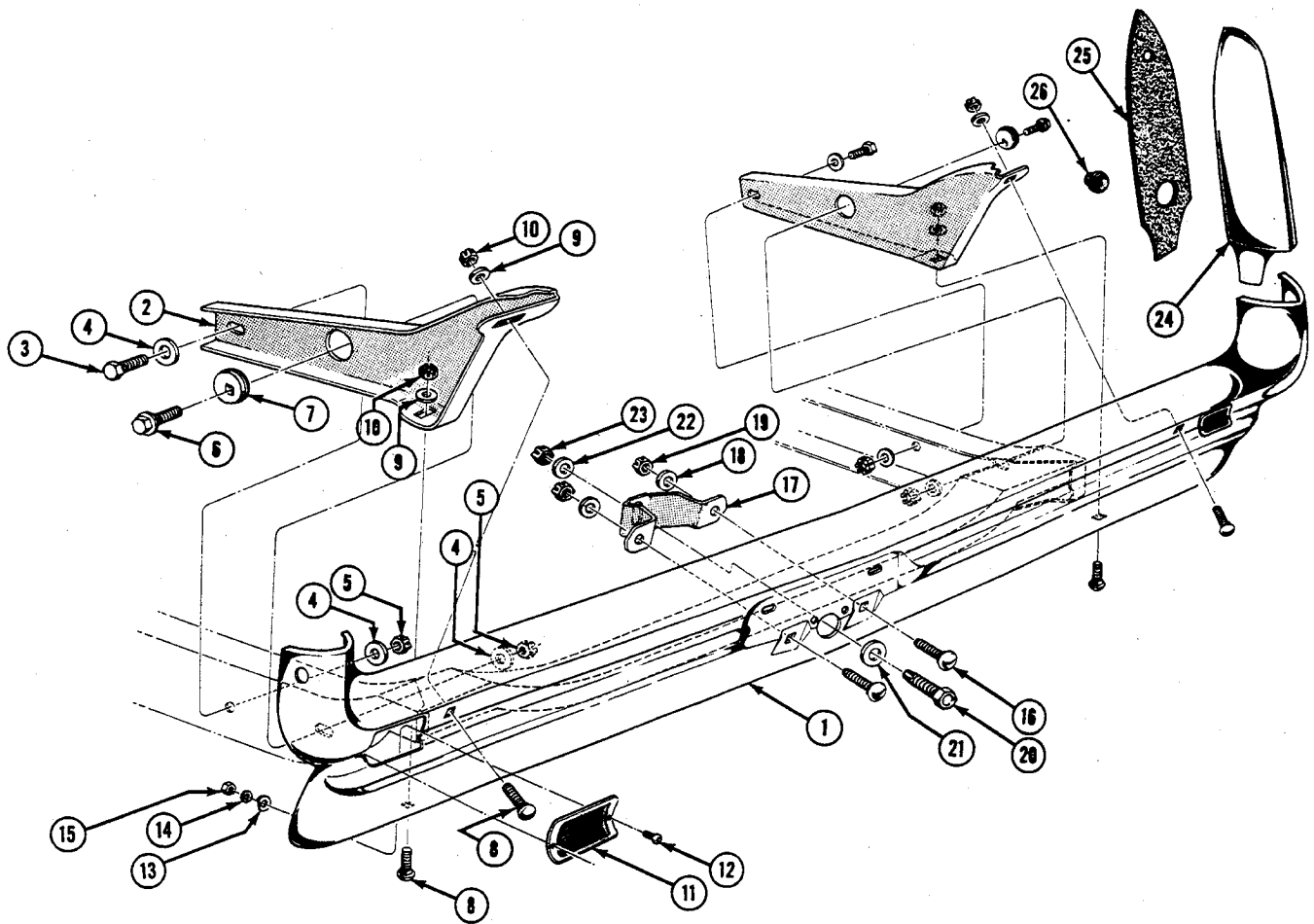
KEY	PART NAME	GROUP NO.
1	ARM ASS'Y, Rear Axle Control	5.382
2	SHOCK ABSORBER	7.345
3	SPRING, Coil	7.503
4	BUSHING, Rear Axle Control Arm	5.381
5	RETAINER, Control Arm Bushing	5.381
6	WASHER, Rear Axle Control Arm Shaft (7/16")	8.931
7	BOLT, Rear Axle Control Arm Shaft	N.S.
8	BOLT, Rear Cross Member to Underbody—Outer (7/16"-14 x 25/8")	5.387
9	WASHER, Rear Cross Member to Underbody—Outer	5.387
10	SEAT, Body Mtg.—Lower Outer Cushion	9.023
11	CUSHION, Body Mtg.—Lower	9.023
12	SPACER, Body Mtg.—Lower Outer Cushion	9.023
13	BUMPER, Rear Axle Control Arm	5.395
14	BRACKET, Rear Brake Hose Cross Member	4.681
15	WASHER, Shock Absorber to Upper Bracket (7/16")	8.931
16	NUT, Shock Absorber to Upper Bracket Bolt (7/16"-20)	8.915
17	WASHER, Shock Absorber to Lower Arm (5/16")	8.931
18	NUT, Rear Axle Control Arm Bumper	8.915
19	BOLT, Shock Absorber to Upper Bracket	8.900
20	CUSHION, Body Mtg. Upper Outer	9.023
21	CUSHION, Body Mtg. Inner	9.023
22	RETAINER, Body Mtg. Inner Cushion	9.023
23	WASHER, Differential Support to Insulator	5.500
24	BOLT, Differential Mtg. Retainer to Cross Member (5/16"-24 x 3/4")	8.900
25	RETAINER, Differential Mtg.	5.500
26	INSULATOR, Differential Mtg.	5.500
27	RETAINER, Differential Mtg.	5.500
28	BOLT, Control Arm Shaft to Cross Member (3/8"-24 x 2")	8.900
29	BOLT, Differential Insulator (1/2"-20 x 4")	N.S.
30	WASHER, Differential Insulator Rebound	5.500
31	WASHER, Differential Mtg. Retainer to Cross Member (5/16")	8.931
32	WASHER, Differential Support to Insulator	5.500
33	BOLT, Differential Mtg. Support to Diff. Carrier (1/2"-13 x 1 1/4")	5.500
34	WASHER, Support Ass'y to Differential Bolt (1/2") Lock	N.S.
35	WASHER, Support Ass'y to Differential Bolt—Plain	5.500
36	BOLT, Differential Mtg. Support Bracket (7/16"-20 x 2")	5.500
37	BOLT, Differential Mtg. Support Bracket (1/2"-13 x 7/8")	5.500
38	WASHER, Differential Mtg. Support Bracket (1/2" Cad.)	8.929
39	SUPPORT ASS'Y, Differential Mtg.	5.500
40	SHIM, Differential Mtg. Bracket (.030-.060-.164)	5.500
41	BRACKET, Differential Mtg. Support	5.500
42	WASHER, Differential Support Bracket	5.500
43	NUT, Differential Support Bracket	5.500
44	NUT, Insulator Retainer to Cross Member Bolt (5/16"-24)	8.915
45	NUT, Differential Mtg. Bolt (1/2"-20 Lock)	N.S.
46	SHAFT, Rear Axle Control Arm	5.381
47	WASHER, Control Arm to Cross Member Bolt	N.S.
48	NUT, Rear Axle Control Arm to Cross Member	5.383
49	CUSHION, Body Mtg. Inner	9.023
50	RETAINER, Body Mtg. Inner Cushion	9.023
51	PLATE, Body Mtg. Inner Cushion Retainer	9.023
52	BOLT, Rear Cross Member to Underbody—Inner (7/16"-14 x 5 1/2")	5.387
53	SHIELD, Control Arm Pivot Splash	5.381
54	SPACER, Rear Shock Absorber to Lower Arm	7.397
55	WASHER, Shock Absorber to Lower Arm (5/16") Lock	8.931
56	BOLT, Shock Absorber to Lower Arm (5/16"-18 x 1 1/2")	8.900

REAR SUSPENSION (TEMPEST SERIES)



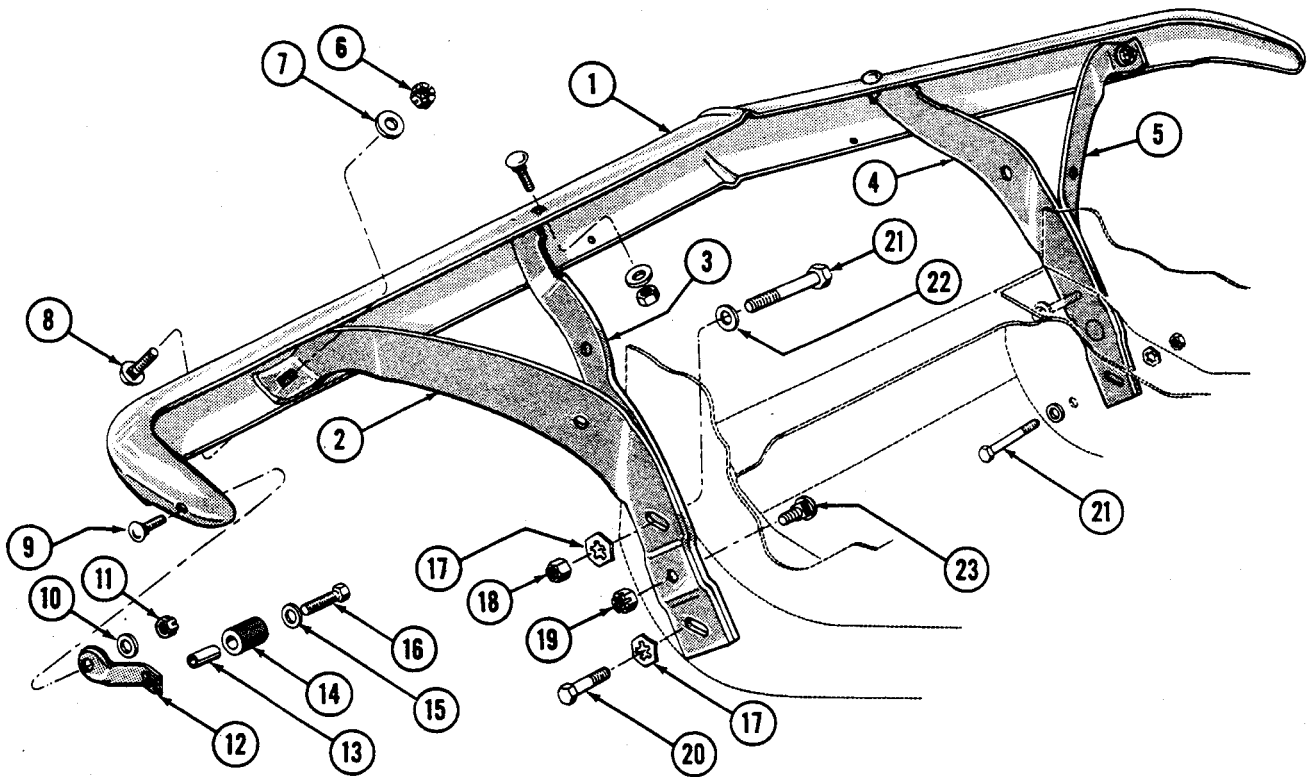
FRONT BUMPER (EXC. TEMPEST SERIES)

KEY	PART NAME	GROUP NO.
1	BAR, Front Bumper Impact.....	7.831
2	BRACE, Frt. Bumper to Frame—Outer.....	7.836
3	BAR, Frt. Bumper to Frame.....	7.836
4	WASHER, Impact Bar to Frame ($35/64$ " I.D. x $17/16$ " O.D. x $3/16$ ").....	7.859
5	NUT, Impact Bar to Frame ($7/16$ "-14).....	8.917
6	BOLT, Impact Bar to Frame ($7/16$ "-14 x $1 1/4$ ").....	7.852
7	NUT, ($3/8$ " Cad.) Clip Type Spring.....	8.921
8	PLUG, Bumper Drain Hole.....	7.852
9	BOLT, Frt. Brace to Frame Adj. ($1/2$ "-20 x $1 1/2$ ").....	7.859
10	PLATE, Frt. Bumper Adjustment.....	7.831
11	NUT, Frt. Brace to Frame—Lock ($1/2$ "-20).....	8.917
12	WASHER, Frt. Brace to Frame—Plain ($1/2$ ").....	7.859
13	BOLT, Frt. Brace to Frame—Hex. ($1/2$ "-20 x $1 3/8$ ").....	8.900



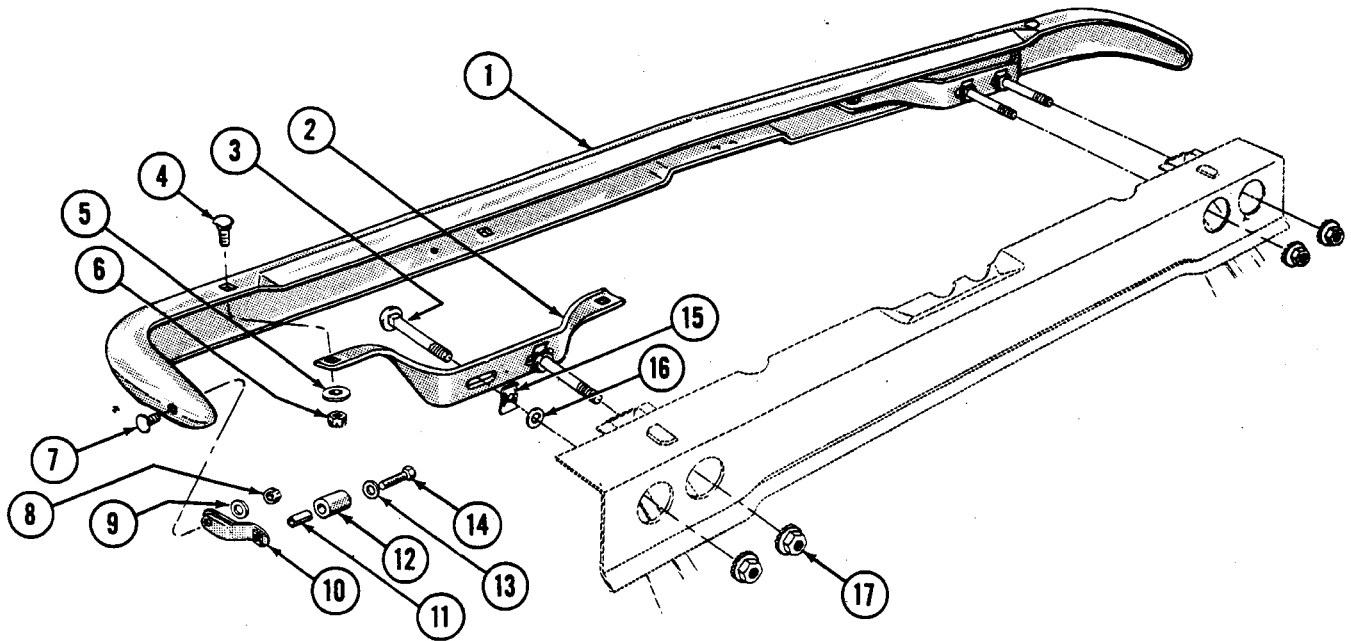
REAR BUMPER (EXC. TEMPEST SERIES)

KEY	PART NAME	GROUP NO.
1	- BAR, Rear Bumper Impact.....	7.831
2	- BAR, Rear Bumper Impact to Frame.....	7.836
3	- BOLT, Impact Bar to Frame (1/2"-20 x 1 3/8").....	8.900
4	- WASHER, Impact Bar to Frame.....	7.859
5	- NUT, Impact Bar to Frame (1/2"-20).....	8.917
6	- BOLT, Impact Bar to Frame Adjustment.....	7.859
7	- PLATE, Impact Bar to Frame Adjustment.....	7.836
8	- BOLT, Impact Bar to Outer Frame Bar.....	7.852
9	- WASHER, Impact Bar to Outer Frame Bar.....	7.831
10	- NUT, Impact Bar to Outer Frame Bar (7/16"-14).....	8.917
11	- COVER, Back-Up Lamp Opening.....	2.697
12	- SCREW, Lamp Opening Cover (1/4"-20 x 3/4").....	N.S.
13	- WASHER, Lamp Opening Cover.....	2.697
14	- WASHER, Lamp Opening Cover, Lock (1/4" Ext. Tooth).....	8.932
15	- NUT, Lamp Opening Cover (1/4"-20).....	8.917
16	- BOLT, Impact Bar to Center Brkt.....	N.S.
17	- BRACKET, Rear Bumper to Frame—Center.....	7.831
18	- WASHER, Impact Bar to Center Brkt.....	7.831
19	- NUT, Impact Bar to Center Brkt. (7/16"-14).....	8.917
20	- BOLT, Center Brkt. to Frame (7/16"-14 x 1 5/8").....	7.859
21	- WASHER, Center Brkt. to Frame (1 5/32" I.D. x 1 3/8" O.D.).....	N.S.
22	- WASHER, Center Brkt. to Frame (1 5/32" I.D. x 1" O.D.).....	7.831
23	- NUT, Center Brkt. to Frame (7/16"-14).....	8.917
24	- MOLDING, Rear of Rear Fender, Vertical.....	12.116
25	- GASKET, Rear Fender Molding, Rear.....	12.116
26	- NUT and SEALER, Rear Fender Molding.....	12.118



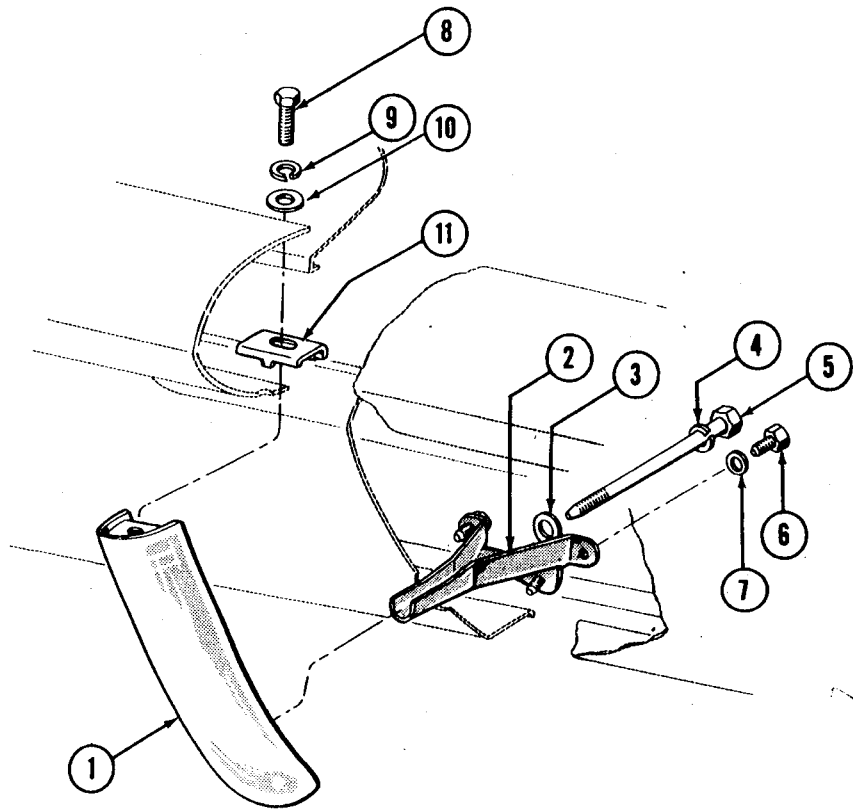
FRONT BUMPER (TEMPEST SERIES)

KEY	PART NAME	GROUP NO.
1	BAR, Front Bumper Impact	7.831
2	BAR, Bumper Bar to Side Rail Outer—L.H.	7.836
3	BAR, Bumper Bar to Side Rail Inner—L.H.	7.836
4	BAR, Bumper Bar to Side Rail Inner—R.H.	7.836
5	BAR, Bumper Bar to Side Rail Outer—R.H.	7.836
6	NUT, Hex Lock (7/16"-14)	8.917
7	WASHER, Bumper Impact Bar to Frame Bar	7.831
8	BOLT, Bumper Impact Bar to Frame Bar—Front	7.852
9	BOLT, Bumper Impact Bar to Side Bracket	7.822
10	WASHER, to Side Bracket	7.831
11	NUT, Hex (7/16"-14)	8.917
12	BRACKET ASS'Y, Rear Bumper Impact Bar—Side	7.836
13	SLEEVE, Impact Bar Side Bracket Spacer	7.831
14	SPACER, Impact Bar Side Bracket	7.831
15	WASHER, to Body—Plain (5/16")	8.929
16	SCREW, to Body (5/16"-18 x 1 3/4")	N.S.
17	WASHER, Lock (Special)	7.859
18	NUT, Hex (3/8"-16)	8.915
19	NUT, Hex. Lock (3/8"-16)	8.917
20	BOLT, Hex. Hd. Tap. (3/8"-16 x 1 5/8")	7.859
21	BOLT, Hex. (3/8"-16 x 3 1/2")	8.900
22	WASHER, Plain (3/8")	8.929
23	BOLT, Hex. (3/8"-16 x 1")	8.903



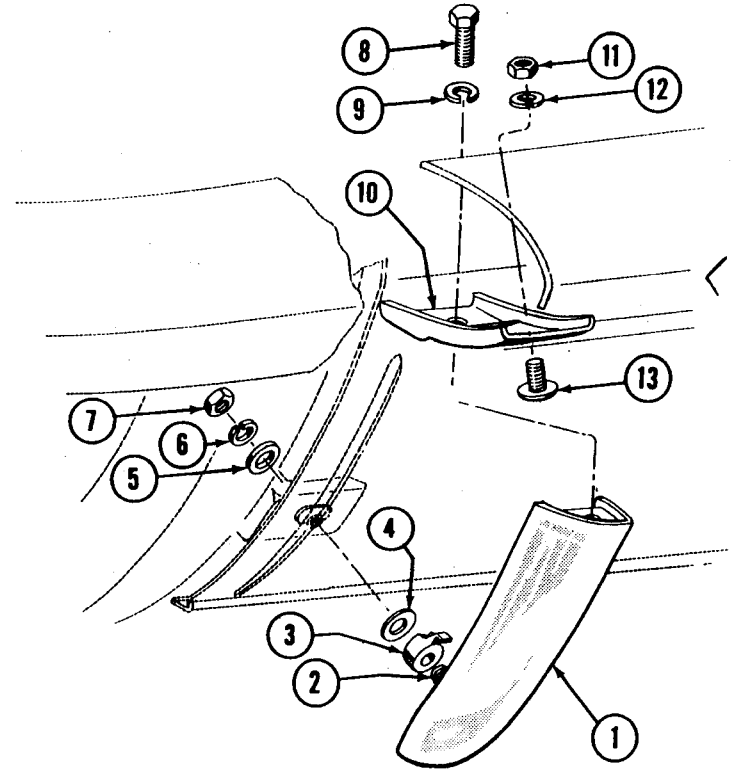
BUMPER-REAR (TEMPEST SERIES)

KEY	PART NAME	GROUP NO.
1	- BAR, Rear Bumper Impact	7.831
2	- BRACKET, Rear Bumper to Body	7.836
3	- BOLT, Rear Bumper to Body Bracket	7.859
4	- BOLT, Impact Bar to Bracket	7.852
5	- WASHER, Impact Bar to Bracket	7.831
6	- NUT, Hex. (7/16"-14)	8.917
7	- PLUG, Rear Bumper Drain Hole	7.852
8	- NUT, Hex. (7/16"-14)	8.917
9	- WASHER, to Side Bracket	7.831
10	- BRACKET ASS'Y, Rear Bumper Impact Bar-Side	7.836
11	- SLEEVE, Bumper Impact Side Bracket Spacer	7.831
12	- SPACER, Bumper Impact Side Bracket Spacer	7.831
13	- WASHER, to Body Plain (3/8")	8.929
14	- SCREW, to Body (5/16"-18 x 1 3/4")	N.S.
15	- NUT, Type "A" Push-On (3/8")	8.921
16	- SEAL, Rear Bumper Bracket Body	7.836
17	- NUT, Hex. Serrated Lock (3/8"-16)	7.852



GUARD—FRONT BUMPER (TEMPEST SERIES)

KEY	PART NAME	GROUP NO.
1	GUARD ASS'Y, Front Bumper	7.828
2	BRACKET, Front Bumper Guard to Body	7.829
3	WASHER, Plain ($1\frac{3}{32}$ "	8.929
4	WASHER, Lock ($\frac{3}{8}$ "	8.931
5	BOLT, Bumper Guard Ass'y to Body Brkt.	7.828
6	SCREW, Hex. Hd. Tap. ($\frac{1}{4}$ "-20 x $\frac{5}{8}$ "	8.977
7	WASHER, Plain ($\frac{9}{32}$ "	8.929
8	BOLT, Hex. Hd. ($\frac{5}{16}$ "-18 x $1\frac{1}{4}$ "	8.900
9	WASHER, Med. Lock ($\frac{5}{16}$ "	8.931
10	WASHER, Plain ($1\frac{1}{32}$ "	8.929
11	BRACKET, Front Bumper Guard to Bumper Bar	7.829



GUARD—REAR BUMPER (TEMPEST SERIES)

KEY	PART NAME	GROUP NO.
1	GUARD ASS'Y, Rear Bumper	7.828
2	STUD, Hex. ($\frac{5}{16}$ "-18 x $1\frac{3}{4}$ "	8.981
3	SPACER, Guard to Body Bracket	7.829
4	INSULATOR, Rear Bumper Guard to Body	7.828
5	WASHER, Plain ($1\frac{1}{32}$ "	8.929
6	WASHER, Med. Lock ($\frac{5}{16}$ "	8.931
7	NUT, Hex. ($\frac{5}{16}$ "-24)	8.915
8	BOLT, Hex. Hd. ($\frac{5}{16}$ "-18 x $\frac{5}{8}$ "	8.900
9	WASHER, Med. Lock ($\frac{5}{16}$ "	8.931
10	BRACKET, Rear Bumper Guard Mounting	7.829
11	NUT, Hex. ($\frac{5}{16}$ "-18)	8.915
12	WASHER, Med. Lock ($\frac{5}{16}$ "	8.931
13	SCREW, Truss Hd.-Chrome ($\frac{5}{16}$ "-18 x $\frac{3}{4}$ "	N.S.

YEAR	MODEL	PART NAME	PART NO.	PER CAR	PART NO.
------	-------	-----------	----------	---------	----------

7.003 FRAME ASSEMBLY, CHASSIS

1961	2311-37-69, 2537			1	538101
1961	2335-45, 2735			1	538422
1961	2339, 2539, taxi & police			1	538103
1961	2367			1	538105
1961	2639, 2837-39			1	538104
1961	2669			1	538102
1961	2867, H.D.C.			1	538106
1962	2311-69 exc. trailer			1	541381
1962	2335-45, 2735			1	541379
1962	2347, 2947 exc. trailer			1	542749
1962	2339, taxi & police exc. trailer			1	541383
1962	2311-39-47-67-69, 29 & trailer			1	541385
1962	2639, 2839-47 exc. trailer			1	541384
1962	2669 exc. trailer			1	541382
1962	26, 28 All, H.D.C. & trailer			1	541386

7.006 RAIL, UNDERBODY SIDE

1961-62	21 All	engine compartment side . Upper front	4810944 RH	4810945 LH
1961	2117-19-27-35	rear compartment pan side . . . Rear	4831040 RH	4831041 LH
1961	2117-19-27	rear compartment pan side	4810721 RH	4810722 LH
1961-62	2135	rear compartment pan side	4815070 RH	4833121 LH
1961	21 All	rear compartment pan side . . . Rear	4834816 RH	4834817 LH
1961-62	21 All exc. 2167	floor pan side	4851478 RH	4851479 LH
1962	2167	floor pan side	4853780 RH	4853781 LH
1962	2167	rear compartment pan side	4854120 RH	4854121 LH
1962	2117-19-27-37	rear compartment pan side	4810721 RH	4810722 LH

7.010 CROSS MEMBER, FRONT FRAME

1961	P/8	lower control arm	Front	1	538083
1961-62	P/8	lower control arm	Rear	1	540399
1961	T/4			1	541291
1961-62	T/8	use w/542662 & 542663 bushing and 542664 sleeve . .		1	542876
1962	T/4			1	542805
1962	P/8	lower control arm	Front	1	542213
1961-62	21 All	RAIL, front end cross		1	4809459
1961-62	21 All	BOLT, front cross member to body		6	539573
1961-62	21 All (8.917)	NUT, frt. cross member to body . . . (1/2"-20 lock)		6	442832
1961-62	21 All (7.859)	WASHER, frt. cross member to body		6	530357

7.011 CROSS MEMBER, ENGINE REAR SUPPORT

1961	All exc. 21	2nd type-used after March 1, 1961		1	535750
1962	All exc. 21			1	542331
1961	All exc. 21	CROSSMEMBER PKG., engine rear supt. 1st type used to March 1, 1961		1	541764

7.014 CROSS MEMBER, REAR

NOTE: See Group 5.387 for Tempest rear suspension cross member.

1961-62	All exc. 21, 2335-45, 2735			1	538099
1961	2335-45, 2735			1	538192
1962	2335-45, 2735			1	541818
1961-62	All exc. 21, 2335-45, 2735	REINFORCEMENT PKG., rear cross member (▲)		1	543103
1961-62	2335-45, 2735	rear cross member (▲)		1	543104

▲NOTE: For trailer hauling provisions.

7.061 BRACKET, FRONT END SHEET METAL FRAME

1961 2367, 2867 & H.D.C. 1 538092

7.238 NUT, STABILIZER LINK

1961-62 All exc. 21 Front (5/16"-24) 2 531736
 1961-62 21 All BOLT, front stabilizer shaft clamp to strut 2 539698

7.240 LINK PACKAGE, STABILIZER

1961-62 All exc. 21 2 533016
 1962 P/8 Police (Spec. Order) . . . rear stabilizer 4 543336
 1961-62 All exc. 21 SPACER, stabilizer link 2 532410
 1962 Police rear stabilizer link 2 535754

7.241 SHAFT, STABILIZER

1961-62 21 All Front 1 539355
 1961-62 2311-37-39-47-67-69, 2537-39, 2867, 2947 exc. spec. police Front (3/4" dia.) 1 538569
 1961-62 2335-45, 2639-69, 2735, 2837-39-47 & spec. police Front (13/16" dia.) 1 535767
 1962 P/8 Police (Spec. Order) . . . rear stabilizer 1 543337

7.242 BRACKET, STABILIZER

1961-62 All exc. 21 front stabilizer frame 2 502138
 1961-62 21 All front stabilizer shaft 2 539495
 1962 P/8 Police (Spec. Order) . . . rear stabilizer frame 2 535752
 1962 P/8 Police (Spec. Order) . . . rear stabilizer axle 2 502138
 1961-62 21 All CLAMP, front stabilizer shaft 2 539353
 1961-62 21 All (8.977) SCREW, front stabilizer shaft brkt. to body (3/8"-16x1-1/4") 4 9417750

7.243 INSULATOR, STABILIZER TO AXLE

1961-62 21 All front stabilizer to frame (5/8" hole) 2 531959
 1961-62 All exc. 21, 2335-45, 2639-69, 2735, 2837-39-47, H.D.C. & Police (Spec. Order) front stabilizer to frame 2 529740
 1961-62 2336-45, 2639-69, 2735, 2837-39-47 & Police (Spec. Order) front stabilizer to frame 2 530997
 1961-62 21 All front stabilizer shaft to strut 2 539354
 1962 Police rear stabilizer to axle 2 534240
 1961-62 21 All SPACER, front stabilizer shaft insulator 2 539496

7.244 BUSHING, FRONT STABILIZER LINK

1961-62 All exc. 21 8 1194162
 1962 P/8 Police (Spec. Order) . . . rear stabilizer link 4 543335

7.245 RETAINER, STABILIZER LINK BOLT GROMMET

1961-62 All exc. 21 Front 8 043468

7.330 BRACKET, BODY TO FRAME

1961-62 2335-45, 2735 no. 7 body bolt 2 538024
 1961-62 All exc. 21, 2335-45, 2735 . . . no. 8 body bolt 2 538148
 1961-62 2335-45, 2735 no. 8 body bolt 538009 RH 538010 LH

7.345 SHOCK ABSORBER

1961	2117-27	w/grommet	Front	2	5559087
1961	2117-27	w/grommet	Rear	2	5549812
1961	2119-35 exc. taxi	w/grommet	Front	2	5552385
1961-62	21 All taxi	w/grommet	Front	2	5559076
1961	2119 exc. taxi	w/grommet	Rear	2	5557061
1961	2135	w/grommet	Rear	2	5527179
1961	2311-37-39-69, 2537-39 exc. taxi & police	w/grommet	Front	2	5552387
1961	2311-37-39-69, 2537-39 exc. taxi & police	w/grommet	Rear	2	5554958
1961	2639, 2839	w/grommet	Rear	2	5557065
1961	2335-45, 2735	w/grommet	Front	2	5559088
1961	2335-45, 2735	w/grommet	Rear	2	5542515
1961-62	2367, 2867	w/grommet	Front	2	5552388
1961	2367, 2867	w/grommet	Rear	2	5557067
1961	2669, 2837	w/grommet	Front	2	5552386
1961	2669, 2837	w/grommet	Rear	2	5557063
1961-62	taxi, police & H.D.C.	w/grommet	Front	2	5552389
1961	taxi, police & H.D.C.	w/grommet	Rear	2	5557069
1961	2639, 2839	w/grommet	Front	2	5559077
1962	T/4 exc. 2135 & taxi	w/grommet	Rear	2	5552667
1962	T/4 2135	w/grommet	Front	2	5559089
1962	T/4 2135 exc. H.D. or trailer	w/grommet	Rear	2	5549815
1962	T/8 exc. taxi	w/grommet	Rear	2	5552667
1962	2117-19-27-67 exc. taxi	w/grommet	Rear	2	5559087
1961-62	21 All hvy. duty taxi & trailer	w/grommet	Rear	2	5552668
1962	2311-39-47-69, 2639-69, 2839-47, 2947 exc. taxi & police	w/grommet	Front	2	3166505
1962	2311-39-47-69, 2947 exc. taxi, police & trailer	w/grommet	Rear	2	5552840
1962	2335-45, 2735	w/grommet	Front	2	5552388
1962	2335-45, 2735 exc. police, trailer & high rate springs	w/grommet	Rear	2	5552844
1962	2367, 2867 exc. trailer	w/grommet	Rear	2	5552842
1962	2639-69, 2839-47 exc. trailer	w/grommet	Rear	2	5552841
1962	Taxi, police, H.D.C. & trailer	w/grommet	Rear	2	5552843
1962	All exc. 21	(Superlift)	Rear 3171411 RH		3711410 LH

7.346 SUPERLIFT SHOCK ABSORBER PARTS

1962	All exc. 21	VALVE ASSY., air	1	3163690
1962	2335-45, 2735	BRACKET, air valve	1	543479
1962	All exc. 21	CLIP, shock abs. tubing to underbody	3	3163498
1962	All exc. 21	GROMMET, tubing to underbody	1	3163496
1962	All exc. 21	INSERT, tubing to air valve	1	3163497
1962	All exc. 21	NUT, air filler valve to brace	1	3163592
1962	All exc. 21 (8.963)	tubing to air fittings	4	120487
1962	All exc. 21 (8.963)	SLEEVE, tubing to air fittings	4	120488
1962	All exc. 21 (8.963)	SLEEVE, tubing to air fittings	4	120488
1962	All exc. 21	TUBE, absorber to air valve	1	543332
1962	All exc. 21	crossover	1	543333
1962	All exc. 21	WASHER, air filler valve to brace	1	5554899

7.377 BUSHING, SHOCK ABSORBER

1961-62	All (7.244)	Front	AR	1194162
1961-62	All (7.245)	RETAINER, frt. shock absorber to upper arm bracket		7	043468

7.395 BOLT, REAR SHOCK ABSORBER

1961	All exc. 21 (8,900)	to frame-260M steel (7/16"-20x2-3/4")	2	124150
1961	21 All (8,900)	to upper bracket-260M steel (7/16"-20x2-3/4")	2	124150
1962	All exc. 21 (8,900)	to frame-280M steel (7/16"-20x2-3/4")	2	181677
1962	21 All (8,900)	to upper mtg. brkt.-280M steel. (7/16"-20x2-3/4")	2	181677
1962	All exc. 21	BRACKET, shock abs. mtg. (Superlift) 543329 RH		543330 LH

7.397 SPACER, REAR SHOCK ABSORBER

1961	21 All	to lower arm	4	539509
1962	21 All	to lower arm	4	541628

7.412 SPRING ASSY., FRONT COIL

NOTE: Part number is stamped on lower end of coil for identification.

1961	T/8 2117-19-27 exc. A.C.		2	539903
1961	T/4 2117-27 exc. A.C.		2	541673
1961	T/4 2119 exc. A.C.		2	539775
1961	T/8 2135 exc. A.C.		2	539902
1961	T/4 2135 exc. A.C.		2	539785
1961-62	T/4 All A.C.		2	539776
1961	T/8 2119-35 All A.C.		2	539785
1961	P/8 S.T. taxi and Police		2	534359
1961	P/8 H.T. taxi & Police		2	532890
1961	23-25, 2735, All A.C.	(exc. high rate springs)	2	532890
1961	2311-37-39-67-69, 25, 26, 28 All S.T. exc. A.C., taxi & Police		2	540638
1961	2311-37-69, 2537 All H.T. (61-10)		2	540638
1961	2335-45 All S.T. exc. A.C.	(exc. high rate springs)	2	534358
1961-62	2335-45, 2735 All H.T. exc. A.C.	(exc. high rate springs)	2	534359
1961	2339-67, 2539 All H.T. (61-10) exc. A.C.		2	532886
1961	All H.T. (315) exc. 21, 2735, A.C., taxi, police & H.D.C.		2	532888
1961	All H.T. Police Spec. Order	(▲)	2	535307
1961	All A.C. exc. 21, 2335-45, 2735, taxi, Police & H.D.C.		2	532889
1961	2335-45, 2735 A.C.	(high rate springs)	2	532889
1961	2735 S.T. exc. A.C.	(exc. high rate springs)	2	532887
1961-62	All H.D.C.		2	532891
1962	T/4 exc. A.C., 2135 & taxi	heavy duty	2	539775
1962	T/4 2117-19-27 exc. A.C., taxi, H.D. & trailer		2	541673
1962	T/4 2135 & taxi exc. A.C.		2	539775
1962	T/4 2167 exc. A.C., H.D. & trailer		2	543185
1962	T/4 trailer exc. 2135, taxi & hvy. duty		2	539775
1962	T/8 2117-19-27 exc. A.C.		2	541674
1962	T/8 2135 exc. A.C.		2	541675
1962	T/8 A.C.		2	539775
1962	23, 27, 29 All A.C. & trailer		2	542558
1962	2311-47-69 S.T. exc. A.C., taxi, police & trailer		2	542368
1962	2311-47 H.T. (10) exc. A.C. & trailer		2	542373
1962	2311-39-47-69, 29, S.T.-A.C. exc. trailer		2	542556
1962	2311-39-47-69, H.T.-A.C.		2	542557
1962	2335-45, 2735 A.C.	(exc. high rate springs)	2	542557
1962	2335-45, 2735 A.C.	(high rate springs)	2	542558

1962	2335-45, 2735 S.T. exc. A.C. Police & trailer	exc. high rate springs	2	542660
1962	2339-67, 2639-69, 2839-47 S.T. exc. A.C. & trailer		2	542373
1962	2339-67, 2639-69, 2847 H.T. exc. A.C. & trailer		2	542369
1962	2367, 2639-69, 2839-47-67 S.T.-A.C.		2	542557
1962	2367, 2639-69, 2839-47-67 H.T.-A.C.		2	542558
1962	2369 H.T. (10) exc. A.C. & trailer		2	542367
1962	2839-67 H.T. (315) exc. A.C. & trailer		2	542366
1962	2867 S.T. exc. A.C. & trailer		2	542367
1962	2947 exc. A.C. & trailer		2	542368
1962	2947 A.C.		2	542556
1962	P/8 S.T.-taxi		2	534359
1962	2311-69 S.T. Police Spec. Order	(med. rate springs)	2	534359
1962	2311-69 H.T. taxi & police spec. order	(med. rate springs)	2	542557
1962	2311-69 Police	(med. high rate springs)	2	535307
1962	2311-69 H.T.-Police Spec. Order	(high rate springs) (▲▲)	2	543142

▲NOTE: Use in sets w/541302 rear spring and 535767 front stabilizer shaft.
 ▲▲NOTE: Use in sets w/543143 rear spring and 535767 front stabilizer shaft.

7.420 INSULATOR, FRONT SPRING

1961-62	21 All		2	539780
1961-62	21 All A.C.	SPACER ASSY., front coil spring	2	541246

7.422 BUMPER ASSY., FRONT SUSPENSION LOWER CONTROL ARM

1961-62	All exc. 21		2	535757
---------	-----------------------	--	---	--------

7.503 SPRING, REAR COIL

NOTE: Part number is stamped on lower end of coil for identification.

1961	2117-27 S.T.		2	541677
1961	2117-27 A.T.		2	541676
1961	2119 S.T.		2	540795
1961	2119 A.T.		2	540584
1961	2135 S.T.		2	540796
1961	2135 A.T.		2	540475
1961	2311-37-69, 2537 exc. taxi & police		2	537040
1961-62	2335-45 exc. Police & trailer	(exc. high rate springs)	2	537041
1961-62	2335-45, 2735	(w/high rate springs)	2	537044
1961	2339, 2539		2	537038
1961	2367		2	537039
1961	26 All, 2839		2	537551
1961-62	2735 exc. trailer	(exc. high rate springs)	2	540603
1961	2837-67		2	537552
1961	Police Special Order	(▲)	2	541302
1961-62	H.D.C.		2	537045
1961-62	23, 25, 26, 28, 2947 All, taxi & Police, exc. 2335-45, 2735	(medium rate on 1962 police)	2	537043
1962	2117-19-27-67 S.T. exc. taxi & trailer	(exc. hvy. duty springs)	2	541677
1962	2117-19-27-67 A.T. exc. taxi & trailer	(exc. hvy. duty springs)	2	541676
1962	2117-19-27-67 trailer exc. taxi	(w/hvy. duty springs)	2	540584
1962	2135 S.T. exc. trailer	(exc. hvy. duty springs)	2	541679
1962	2135 A.T. exc. trailer	(exc. hvy. duty springs)	2	541678
1962	2135 trailer	(w/hvy. duty springs)	2	540475
1962	2311-47 exc. police, & trailer		2	542375

1962	2339-69 exc. taxi, police & trailer		2	543050
1962	2367, 2669 exc. trailer		2	542377
1962	2639, 2839 exc. trailer		2	537551
1962	2847 exc. trailer		2	542379
1962	2867 exc. trailer		2	542381
1962	2947 exc. trailer		2	542378
1962	2311-69 Police (w/med. high rate springs)		2	541302
1962	2311-69 Police Special Order (w/high rate springs) (▲▲)		2	543143

▲NOTE: Used in sets only w/535307 Frt. Springs and 535767 Frt. Stabilizer Shaft.

▲▲NOTE: Used in sets only w/543142 Frt. Springs and 537567 Frt. Stabilizer Shaft.

7.518 CLAMP, REAR SPRING

1961-62	All exc. 21	Upper	2	537048
1961-62	All exc. 21	Lower	2	537047
1961-62	All exc. 21	WASHER, rear spring clamp Upper and lower	AR	1305797

7.545 INSULATOR, REAR SPRING

1961-62	All exc. 21	Upper	2	531671
1961-62	All exc. 21	rear spring clamp bolt	2	530201

7.629 RETAINER AND COVER, SPARE WHEEL

1961-62	All exc. 21 police & H.D.C.	w/aluminum hub and drum	1	534505
1961-62	26 All	exc. spec. eqpt. wheel and tire cover	1	534505
1961-62	2117-19-27	BRACKET, shelf mounted spare wheel	1	540991
1961-62	21 All	CLAMP, spare wheel	1	512416

7.632 BOLT, SPARE WHEEL CLAMP

1961-62	All exc. 21, 2335-45, 2735 & H.D.C.		1	540098
1961-62	21 All	exc. shelf mtg. spare wheel w/6.50 x 15 tires	1	535782
1961-62	21 All	w/shelf mtg. spare wheel w/6.50 x 15 tires	1	533469
1961-62	2335-45, 2735	exc. 7.60 x 15 tires	1	537169
1961-62	2335-45, 2735	w/7.60 x 15 tires	1	533469

7.633 NUT, SPARE WHEEL CLAMP BOLT

1961-62	All		1	533470
---------	---------------	--	---	--------

7.800 BUMPER-MOUNTING PKG.-NUT-SCREW, LICENSE PLATE

1961-62	21 All	BUMPER, license plate Front or rear	AR	579801
1961	All exc. 21	license plate to impact bar Front and rear	2	530317
1962	All exc. 21	license plate Front	1	517850
1962	All exc. 21	license plate to impact bar Rear	1	530317
1962	All exc. 21	MOUNTING PKG., license plate	1	542281
1961-62	21 All	NUT, license plate attaching-nylon	4	577499
1961	All exc. 21	license plate to impact bar Front and rear	4	530148
1961	All exc. 21	rear license plate mtg. to impact bar	2	535952
1962	All exc. 21	license plate mtg. Front and rear	4	542347
1961-62	21 All	SCREW, license plate attaching	4	3758100

7.828 GUARD ASSY., BUMPER

1961-62	21 All	Front	539497 RH	539498 LH
1961-62	21 All	Rear	2	540420

1961-62	21 All	BOLT, front bumper guard to body brkt.	2	540006
1961-62	21 All (8.913)	rear bumper guard mtg. brkt. to impact bar (5/16"-18 x 3/4")	2	9416233
1961-62	21 All	INSULATOR, rear bumper guard to body	2	540260
1961	21 All (8.977)	SCREW, frt. bumper guard bracket to body (5/16"-18x7/8")	6	9411835

7.829 BRACKET, BUMPER GUARD

1961-62	21 All	guard to body	Front	2	540231
1961-62	21 All	guard to bumper bar	Front	2	539707
1961-62	21 All	guard mtg. to bumper bar	Rear	2	539527
1961-62	21 All	SPACER, guard to body bracket		2	540235

7.831 BAR, FRONT BUMPER IMPACT

1961	All exc. 21			1	538107
1961-62	21 All			1	539327
1962	All exc. 21			1	541042
1961-62	All exc. 21	PLATE, front bumper adjustment		2	536639
1961	21 All	SLEEVE, bumper side bracket spacer	Front and rear	4	540176
1962	21 All (6.581)		Front and rear	4	541857
1961-62	21 All	SPACER, bumper side bracket	Front & rear	4	540114
1961-62	21 All	WASHER, bumper to side bracket	Front & rear	4	540115
1961-62	All	bumper lower impact bar to frame	Front & rear	AR	531315

7.831 BAR, REAR BUMPER IMPACT

1961-62	2117-19-27-67			1	539332
1961	All exc. 21, 2335-45, 2735			1	538108
1961-62	2135			1	539333
1961	2335, 2735			1	538490
1961	2345			1	537705
1962	All exc. 21, 2335-45, 2735			1	541044
1962	2335-2735			1	541043
1962	2345			1	541045
1961-62	All exc. 21 (1.270)	SHIM, rear bumper impact bar to frame (.060")		AR	533010

7.836 BAR, FRONT BUMPER TO FRAME

1961	All exc. 21			538694	RH	538695	LI
1961-62	21 All	bumper bar to body side rail	Inner	539510	RH	539511	L
1961-62	21 All	bumper bar to body side rail	Outer	539512	RH	539513	L
1962	All exc. 21	bumper bar to frame		541058	RH	541059	L
1961	All exc. 21	BRACE, bumper bar to frame bar		538230	RH	538231	L
1962	All exc. 21	bumper bar to frame bar		541072	RH	541073	L
1961-62	21 All	BRACKET, front bumper bar	Side	540110	RH	540111	L

7.836 BAR, REAR BUMPER TO FRAME

1961-62	All exc. 21, 2335-45, 2735		Outer	538491	RH	538492	L
1961	2335-45, 2735			538592	RH	538593	L
1962	2335-45, 2735		Outer	541026	RH	541027	L
1961-62	21 All	BRACKET, rear bumper bar		535876	RH	535877	L
1961-62	21 All	rear bumper side	Side	540133	RH	540134	L

1961-62	All exc. 21, 2335-45, 2735 . . .	rear bumper to frame	Center	1	538011
1961	2335-45, 2735	rear bumper to frame	Center	1	538844
1962	2335-45, 2735	rear bumper to frame	Center	1	541048
1961-62	All exc. 21 (7.831)	PLATE, rear bumper adjustment		2	536639

7.852 BOLT-PLUG-NUT-SPACER, BUMPER

1961-62	All exc. 21	BOLT, bumper impact bar to upper frame bar	Front	2	540285
1961-62	All exc. 21	bumper impact bar to lower frame bar and brace	Front	4	535267
1961-62	All exc. 21	bumper bar to frame bar	Front intermediate	2	535267
1961-62	All exc. 21	bumper impact bar to outer frame bar (Concave type Hd.)		2	540285
1961-62	All exc. 21	bumper impact bar to outer frame bar (Flat type Hd.)	Rear	2	535267
1961-62	21 All	bumper bar to side bracket	Front and rear	4	540104
1961	21 All	bumper impact bar to frame bar	Front	4	534474
1961	All exc. 21	PLUG, drain hole	Front Upper	2	536641
1961-62	All exc. 21	drain hole	Front Lower	2	540377
1961	All exc. 21	drain hole	Rear	2	540377
1961-62	All exc. 21 (8.921)	NUT, drain hole plug-spring type (3/8")	AR		274915
1961-62	21 All (8.917)	rear bumper bar brkt. to body		4	9411507
1961-62	21 All (8.921)	rear bumper impact bar brkt. to body (3/8" push on)		4	9416030
1961-62	21 All	SPACER, rear bumper bolt	Outer	2	4836117

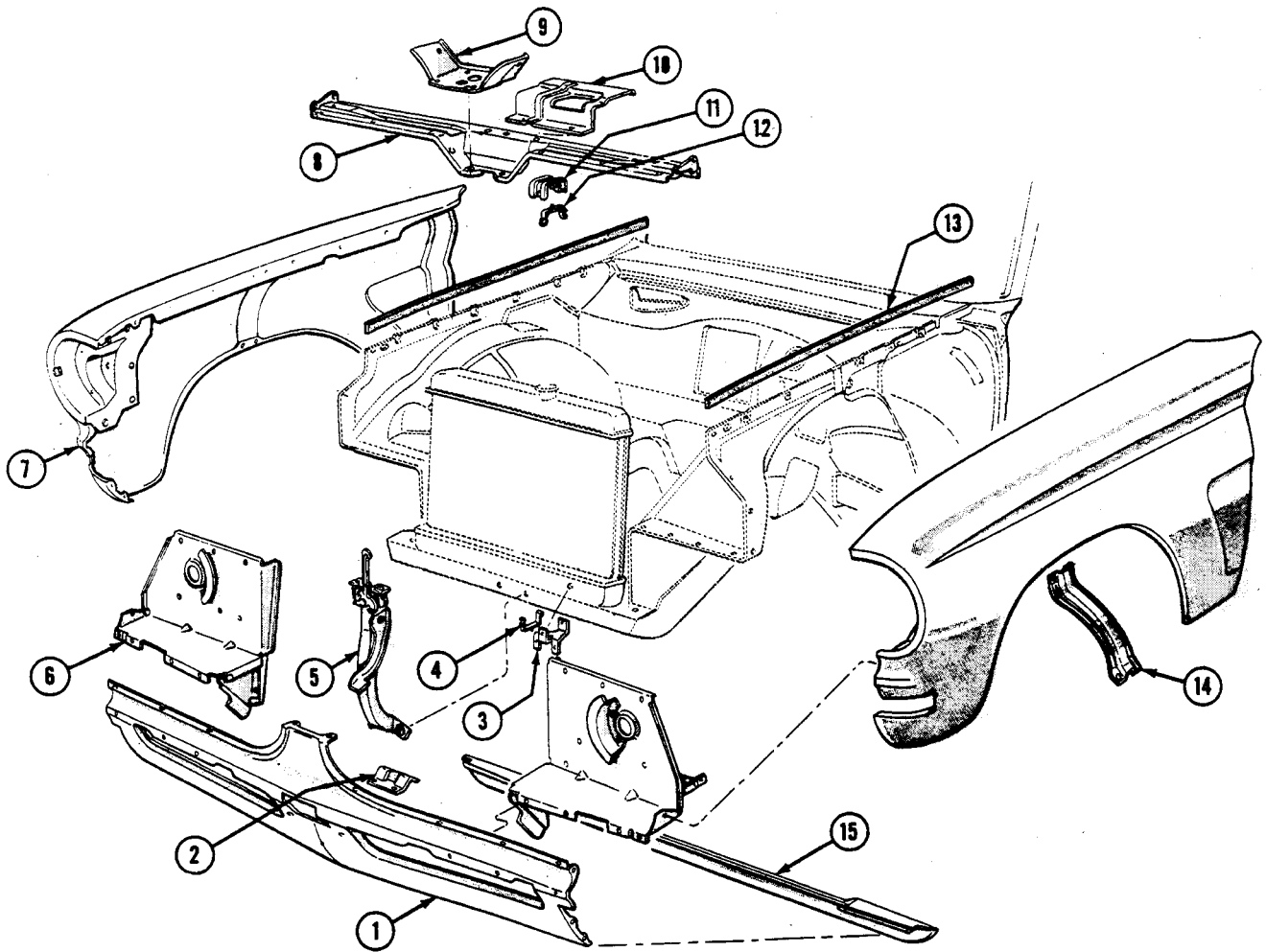
7.859 BOLT, BUMPER

1961	All exc. 21	rear bumper frame center brkt. to frame		1	537434
1961-62	All exc. 21	bumper bar to frame adjustment (1/2"-20x1-1/2")		4	536640
1961-62	21 All (8.977)	front bumper impact outer body side rail bar to body (3/8"-16 x 1-5/8")		1	9416665
1961-62	21 All	rear bumper bar brkt. to body (3/8"-16x3-1/2")		4	581794
1962	All exc. 21, 2335-45, 2735 . . .	rear bumper frame center brkt. to frame		1	537434
1961-62	All exc. 21	WASHER, rear bumper bar to frame		4	530357

7.875 STEP, REAR BUMPER

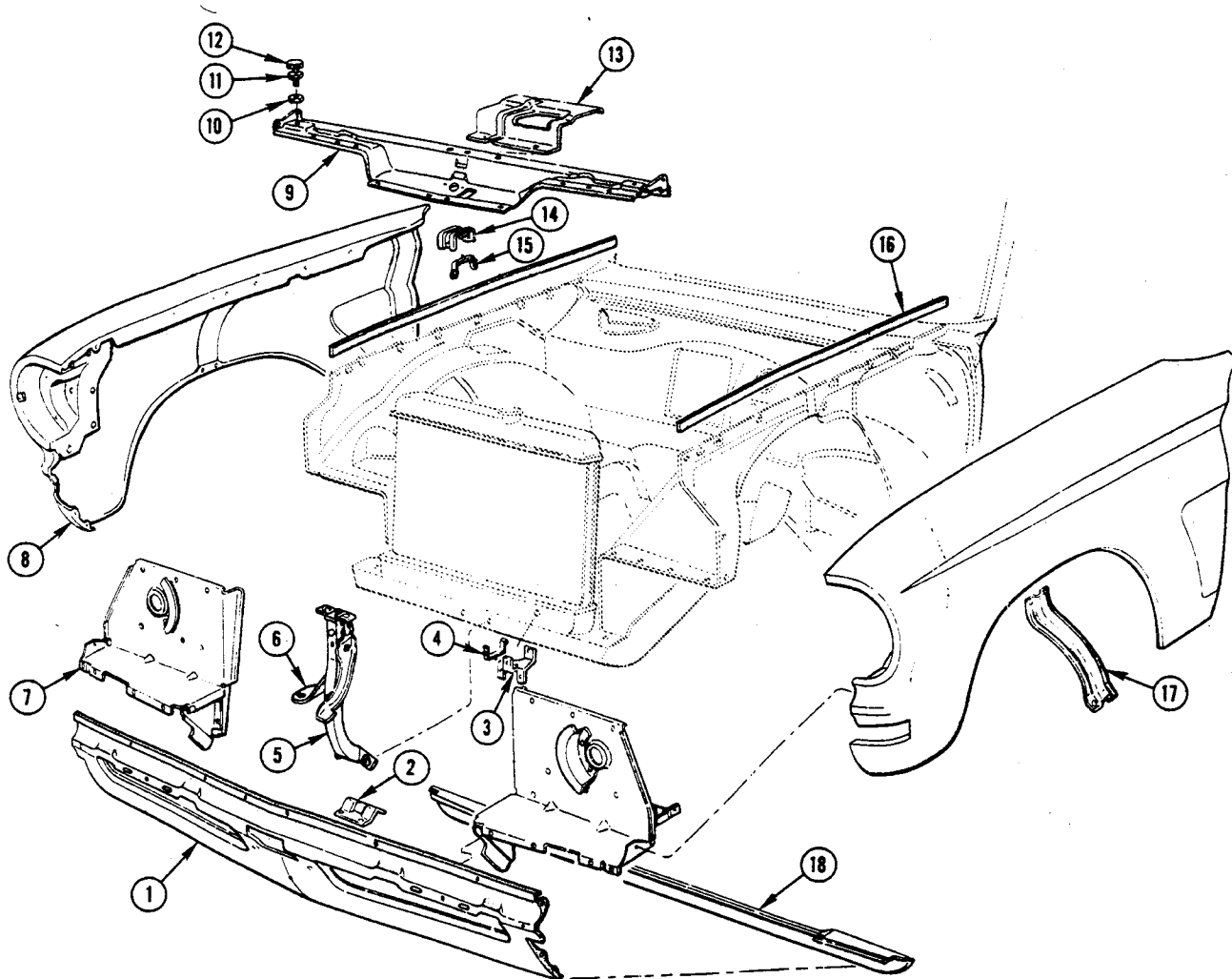
1961	2345			2	537574
1962	2345			2	541730

MEMO



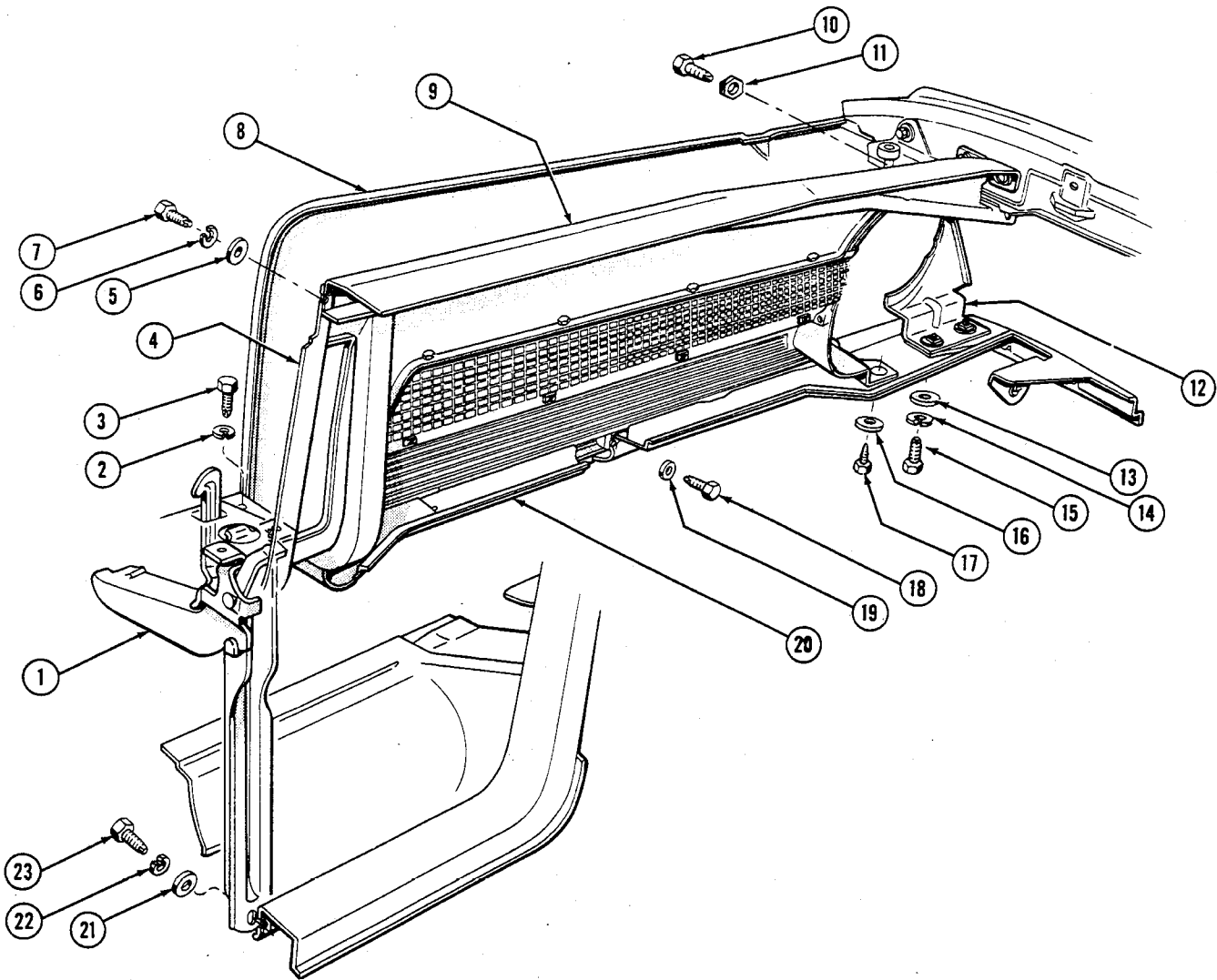
1961 FRONT END SHEET METAL (TEMPEST SERIES)

KEY	PART NAME	GROUP NO.
1	PANEL, Radiator Grille—Lower	1.266
2	BRACKET, Rad. Grille—Lower Panel Mounting	1.266
3	BRACKET, Radiator Support—Lower	1.274
4	INSULATOR, Radiator Support Bracket—Lower	1.270
5	HOOD LATCH & SAFETY CATCH—Ass'y	8.083
6	BAFFLE ASS'Y, Radiator	1.272
7	FENDER ASS'Y, Front	8.130
8	BRACE ASS'Y, Front Fender Cross	8.155
9	PLATE, Hood Latch Mountings	8.080
10	SHIELD ASS'Y, Radiator Fan	1.277
11	BRACKET, Rad. Support—Upper—Part of Shield Ass'y	N.S.
12	INSULATOR, Rad. Support Bracket—Upper	1.270
13	STRIP, Front Fender to Body Sealing	N.S.
14	BRACE, Front Fender to Wheel House Panel	8.155
15	EXTENSION, Rad. Grille—Lower Panel (W/Air Conditioning Only)	1.266



1962 FRONT END SHEET METAL (TEMPEST SERIES)

KEY	PART NAME	GROUP NO.
1	- PANEL, Radiator Grille—Lower	1.266
2	- BRACKET, Rod, Grille—Lower Panel Mtg.	1.266
3	- BRACKET, Rod, Support—Lower	1.274
4	- INSULATOR, Rod, Support Bracket—Lower	1.270
5	- HOOD LATCH ASS'Y	8.083
6	- BRACE, Rad. Grille Lower Panel	1.268
7	- BAFFLE ASS'Y, Radiator	1.272
8	- FENDER ASS'Y, Front	8.130
9	- BRACE ASS'Y, Front Fender Cross	8.155
10	- WASHER, Hood Adj. Bumper Screw	8.024
11	- SCREW, Hood Adj. Bumper	8.024
12	- BUMPER, Hood Adjustable	8.024
13	- SHIELD, Radiator Fan	1.277
14	- BRACKET, Rad. Support—Upper (Part of Shield Ass'y)	N.S.
15	- INSULATOR, Rad. Support Bracket—Upper	1.270
16	- STRIP, Front Fender to Body Sealing	N.S.
17	- BRACE, Front Fender to Wheelhouse Panel	8.155
18	- EXTENSION, Rad. Grille—Lower Panel (W/Air Conditioning Only)	1.266

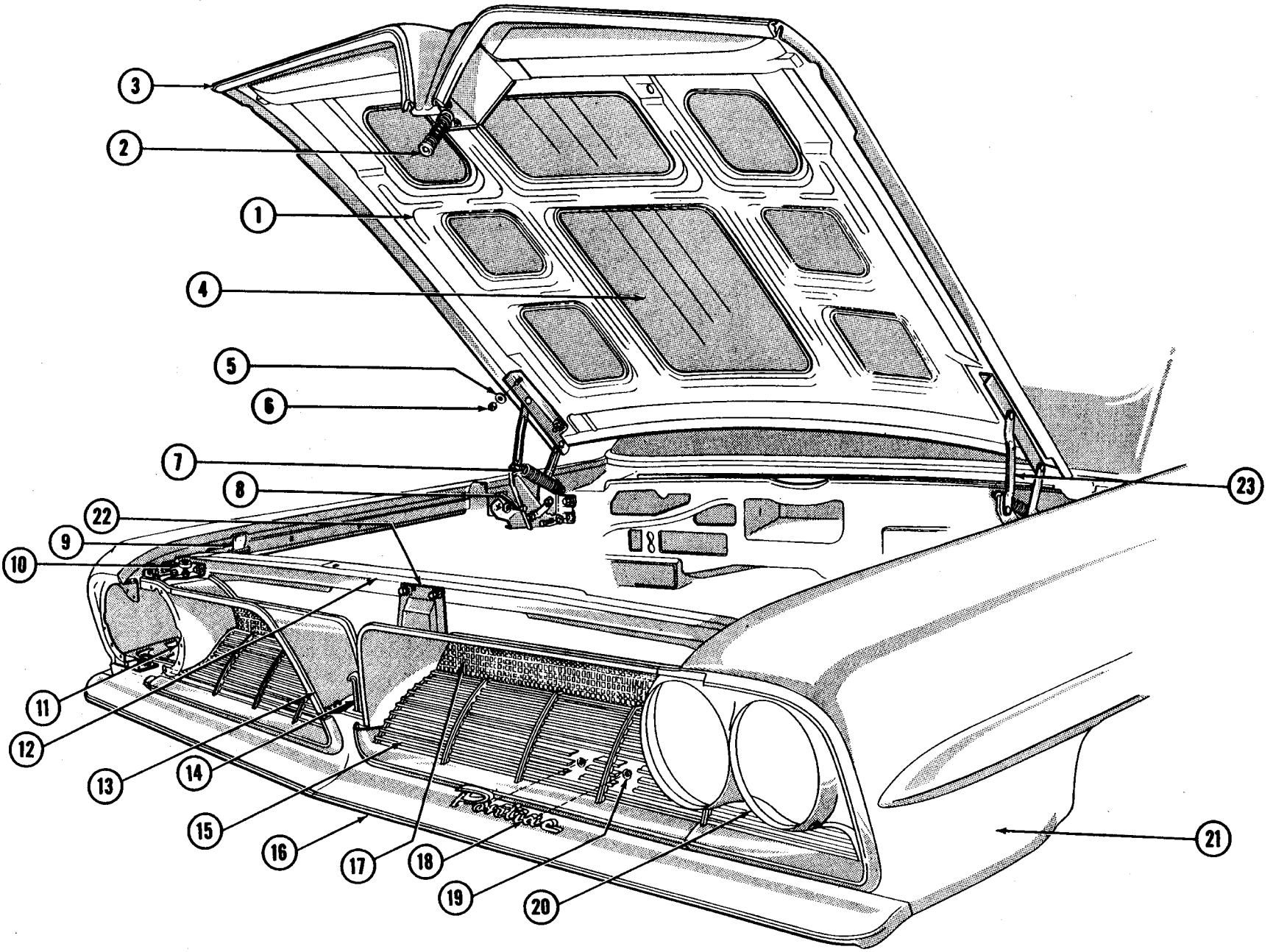


1961 HOOD LATCH AND SAFETY CATCH (EXC. TEMPEST SERIES)

KEY	PART NAME	GROUP NO.
1	- HOOD LATCH & SAFETY CATCH ASS'Y.....	8.083
2	- WASHER, Mounting Brkt.—(5/16" Med. Lock).....	8.931
3	- SCREW, Mounting Brkt.—(5/16"-18 x 7/8").....	8.977
4	- BRACKET ASS'Y, Hood Catch Mounting.....	8.080
5	- WASHER, Mtg. Brkt. to Fender Brace—(3/8" Plain).....	8.929
6	- WASHER, Mtg. Brkt. to Fender Brace—(3/8" Med. Lock).....	8.931
7	- SCREW, Mtg. Brkt. to Fender Brace—(3/8"-16 x 1").....	8.977
8	- PANEL, Rad. Grille Upper.....	1.266
9	- BRACE, Fender.....	8.155
10	- SCREW, Fender Brace to Hood Frt. Brkt.—(5/16"-18 x 7/8").....	8.977
11	- WASHER, Fender Brace to Hood Frt. Brkt.—Lock.....	8.155
12	- BRACKET ASS'Y, Hood Front.....	8.080
13	- WASHER, Hood Frt. Brkt. to Grille Lwr. Panel—(5/16" Plain).....	8.929
14	- WASHER, Hood Frt. Brkt. to Grille Lwr. Panel—(5/16" Med. Lock).....	8.931
15	- SCREW, Hood Frt. Brkt. to Grille Lwr. Panel—Lock (5/16"-18 x 7/8").....	8.977
16	- WASHER, Grille Panel Outer to Grille Panel Lwr. (1/4").....	8.929
17	- SCREW, Grille Panel Outer to Grille Panel Lwr. (#14-10 x 3/4").....	8.977
18	- SCREW, Grille Panel Lower to Grille (1/4"-20 x 1/2").....	8.900
19	- WASHER, Grille Panel Lower to Grille (1/4" Plain).....	8.929
20	- PANEL, Radiator Grille Lower.....	1.266
21	- WASHER, Hood Latch Ass'y to Rad. Support—(3/8" Plain).....	8.929
22	- WASHER, Hood Latch Ass'y to Rad. Support—(3/8" Med. Lock).....	8.931
23	- SCREW, Hood Latch Ass'y to Rad. Support—(3/8"-16 x 1").....	8.977

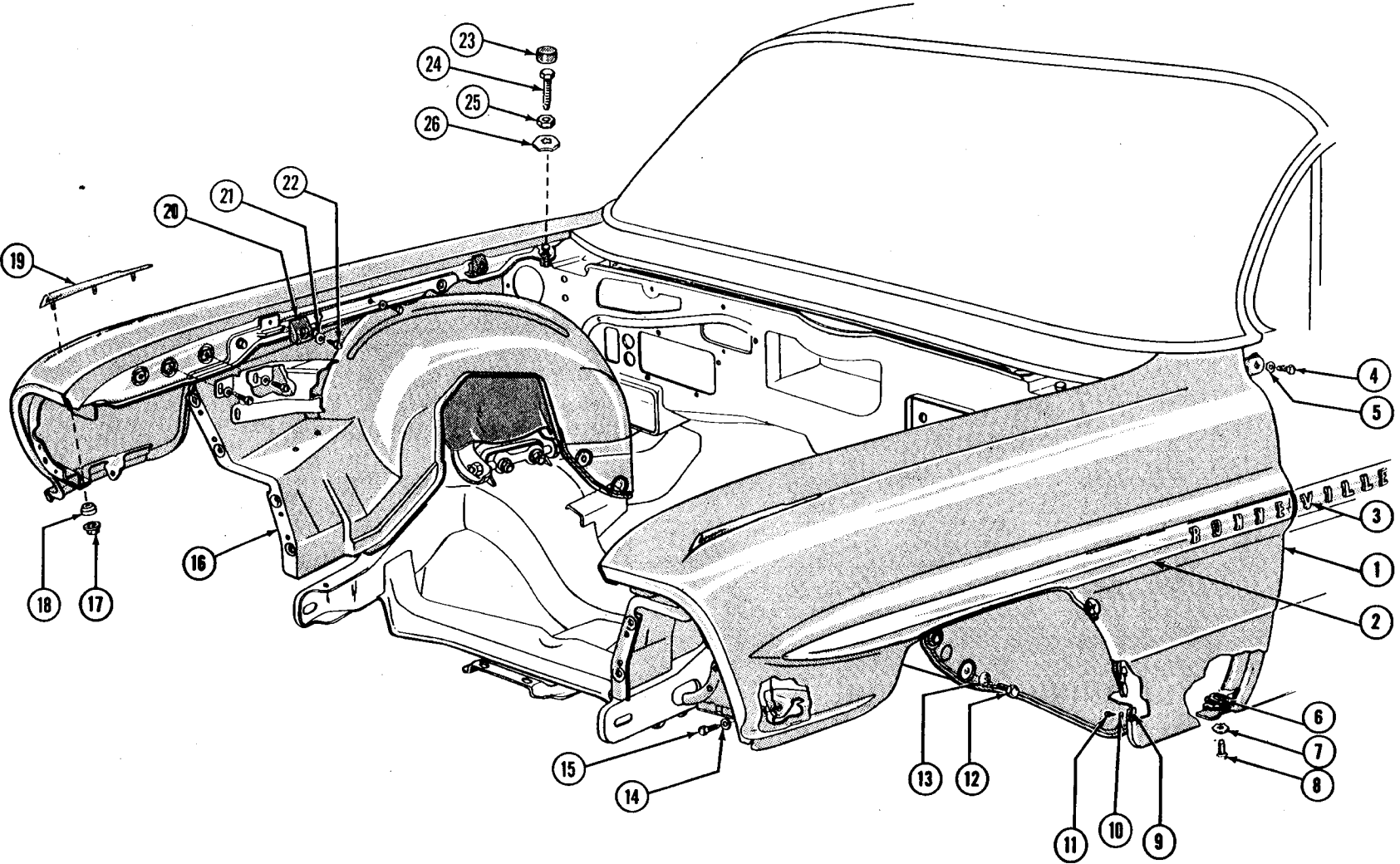
1961 FRONT END SHEET METAL—GRILLE, HOOD & FENDERS (EXC. TEMPEST SERIES)

© 1961 PONTIAC MOTOR DIVISION, GENERAL MOTORS CORPORATION



1961 FRONT END SHEET METAL—GRILLE, HOOD & FENDERS (EXC. TEMPEST SERIES)

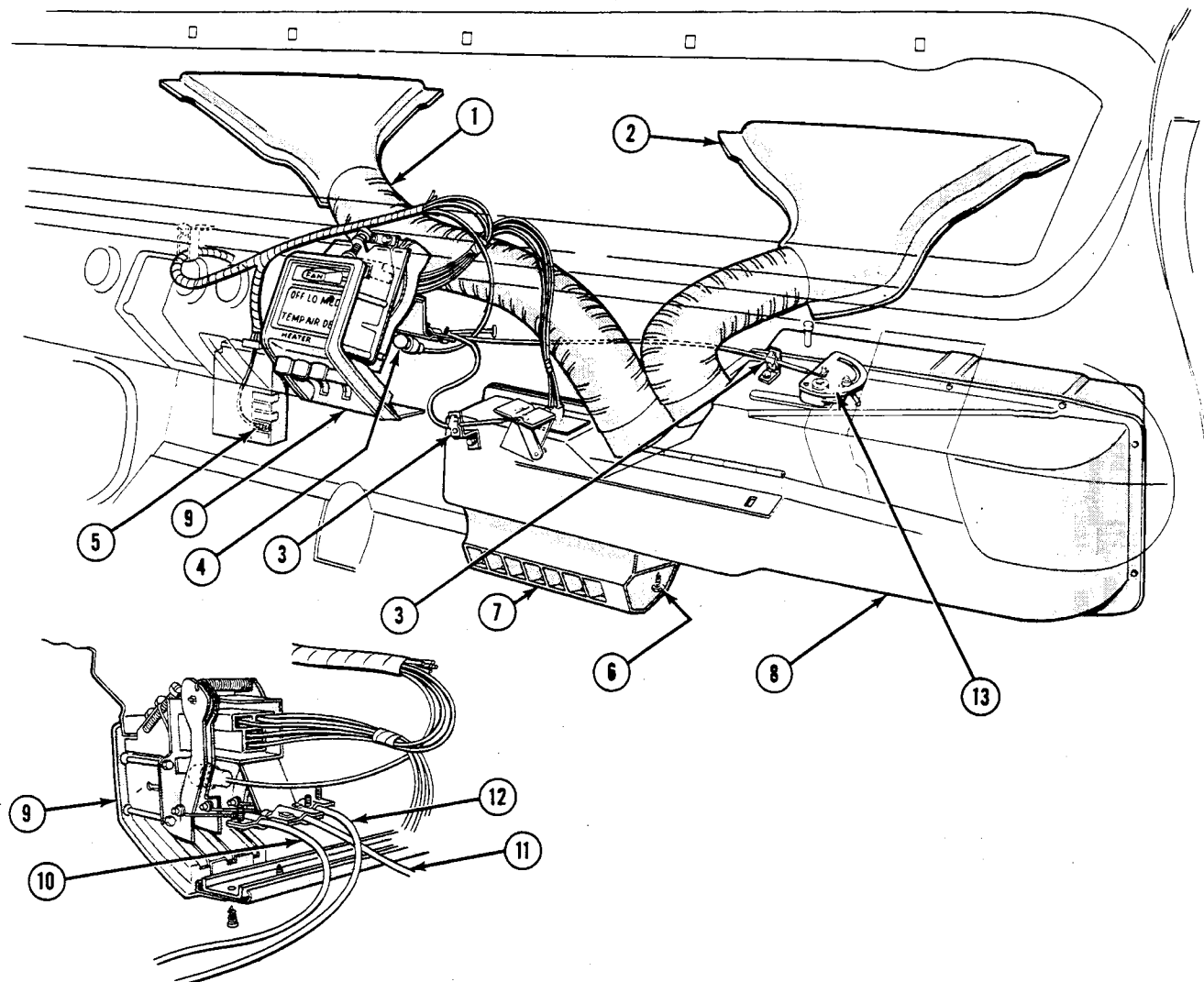
KEY	PART NAME	GROUP NO.
1	HOOD ASS'Y	8.000
2	PILOT ASS'Y, Hood Latch	8.035
3	MOULDING, Radiator Grille Upper	1.268
4	PAD, Hood Insulator	8.021
5	WASHER, Hood Hinge Nut—on Hood ($\frac{3}{8}$ " Plain)	8.016
6	NUT, Hood Hinge—on Hood ($\frac{3}{8}$ "-16 Hex.—Lock)	8.016
7	SPRING, Hood Hinge	8.013
8	SCREW, Hood Hinge—on Fender ($\frac{3}{8}$ "-16 x 1" Hex. Hd.)	8.016
9	BUMPER, Hood—Fender Side	8.024
10	BUMPER, Radiator Grille Panel Upper Hood	8.024
11	PANEL ASS'Y, Radiator Grille—Outer	1.269
12	BRACKET ASS'Y, Front Fender	8.155
13	PANEL, Radiator Grille Upper	1.266
14	LATCH & SAFETY CATCH ASS'Y, Hood	8.083
15	GRILLE, Radiator	1.266
16	PANEL, Radiator Grille Lower	1.266
17	SCREEN, Radiator Grille Opening	1.266
18	PLATE, Grille Name (Pontiac)	1.303
19	NUT, Grille Name Plate	1.303
20	DOOR, Headlamp	2.728
21	FENDER ASS'Y, Front	8.130
22	BRACKET ASS'Y, Hood Latch	8.080
23	HINGE ASS'Y, Hood	8.015



1961 FRONT FENDERS—SKIRTS AND MOLDINGS (EXC. TEMPEST SERIES)

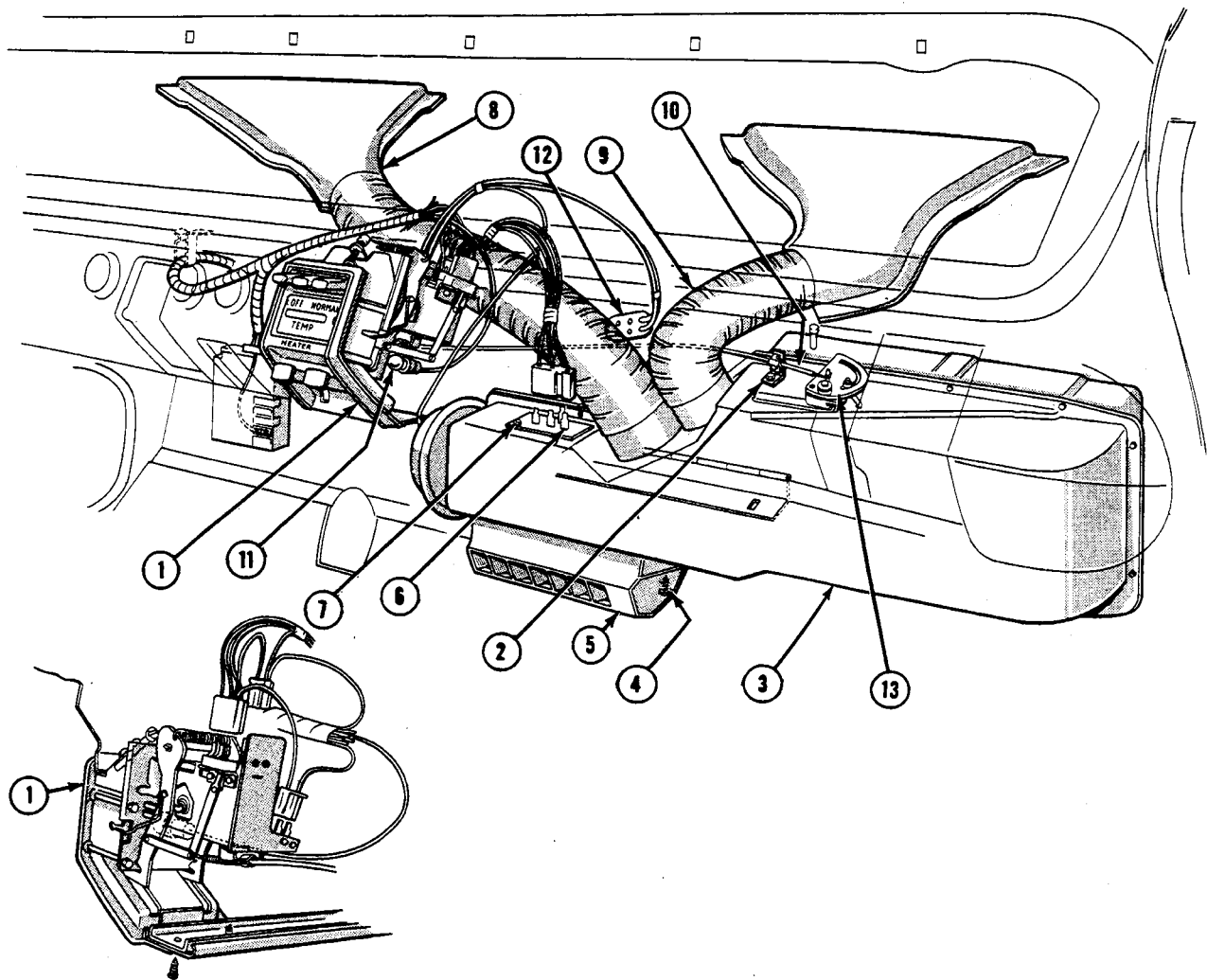
1961 FRONT FENDERS-SKIRTS AND MOLDINGS (EXC. TEMPEST SERIES)

KEY	PART NAME	GROUP NO.
1	FENDER, Front	8.130
2	MOLDING, Front Fender	8.147
3	LETTERS, (Part of Molding Ass'y)	N. S.
4	SCREW, Fender to Shroud	8.143
5	WASHER, Fender to Shroud	8.143
6	NUT, Fender to Lower Shroud	8.143
7	WASHER, Fender to Lower Shroud	8.143
8	SCREW, Fender to Lower Shroud ($\frac{3}{8}$ "-16 x $1\frac{3}{8}$ ")	8.143
9	NUT, Fender to Skirt (#14-10)	8.921
10	WASHER, Fender to Skirt ($\frac{9}{32}$ " x $\frac{5}{8}$ ")	8.929
11	SCREW, Fender to Skirt (#14-10 x $\frac{3}{4}$ ")	8.977
12	SCREW, Fender Skirt to Frame ($\frac{5}{16}$ "-18 x $\frac{3}{4}$ ")	8.900
13	WASHER, Fender Skirt to Frame	8.155
14	WASHER, Skirt to Baffle ($\frac{5}{16}$ ")	8.929
15	SCREW, Skirt to Baffle ($\frac{5}{16}$ "-18 x $\frac{3}{4}$ ")	8.900
16	SKIRT & FILLER ASS'Y	8.153
17	NUT, Fender Ornament ($\frac{3}{16}$ " stud)	8.921
18	ADAPTER, Fender Ornament	8.147
19	ORNAMENT, Front Fender	8.147
20	BUMPER, Hood to Fender	8.024
21	WASHER, Hood Bumper ($\frac{9}{32}$ " I.D. x $\frac{1}{2}$ " O.D.)	8.929
22	SCREW, Hood Bumper (#10-12 x $\frac{5}{8}$ ")	8.977
23	CAP, Hood Adjusting Bumper	N. S.
24	SCREW, (Spec. $\frac{3}{8}$ "-16 x $2\frac{1}{4}$ ") Hood Adj. Bumper	8.024
25	NUT, ($\frac{3}{8}$ "-16) Hood Adj. Bumper	8.915
26	WASHER, Hood Adj. Bumper to Shroud	8.024



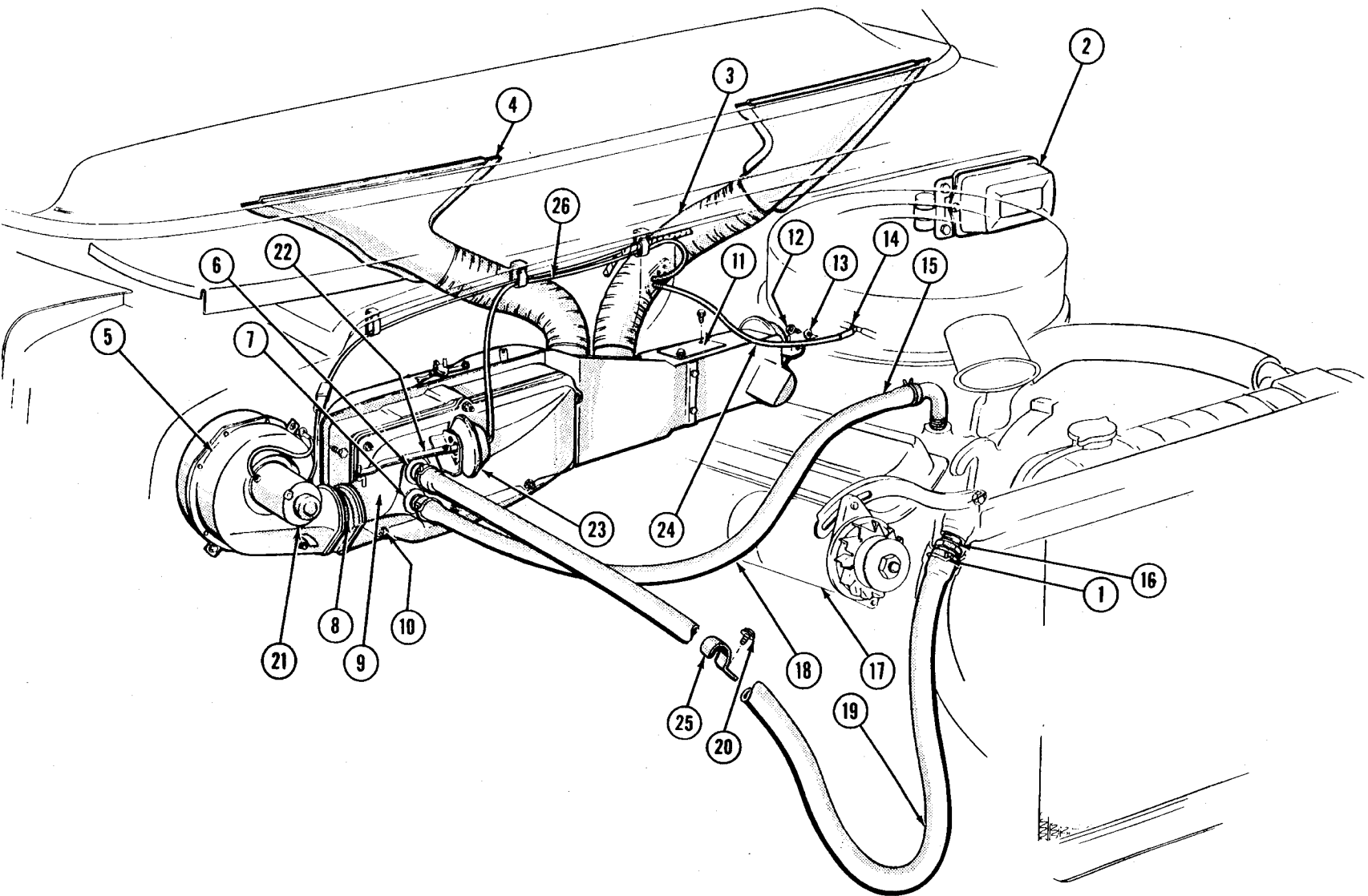
HEATER AND DEFROSTER—MANUAL CONTROLS (EXC. TEMPEST SERIES)

KEY	PART NAME	GROUP NO.
1	HOSE, Defroster L.H.	9.779
2	OUTLET ASS'Y, Defroster	9.779
3	CLAMP, Cable Ass'y	8.866
4	BULB, Heater Control Panel (#57)	8.991
5	FUSE, Heater (14 amp.)	8.965
6	SCREW, Outlet to Core & Case Ass'y (#10-12 x 1/2")	8.977
7	OUTLET, Core & Case Ass'y	8.845
8	CORE & CASE ASS'Y, Heater	8.845
9	CONTROL ASS'Y, Heater	8.866
10	DEFROSTER CABLE ASS'Y, Heater	8.866
11	AIR INLET CABLE ASS'Y, Heater	8.866
12	TEMP. CONTROL CABLE ASS'Y, Heater	8.866
13	CAM AND SUPPORT ASS'Y, Heater Control	8.866



HEATER AND DEFROSTER—PUSH BUTTON CONTROLS (EXC. TEMPEST SERIES)

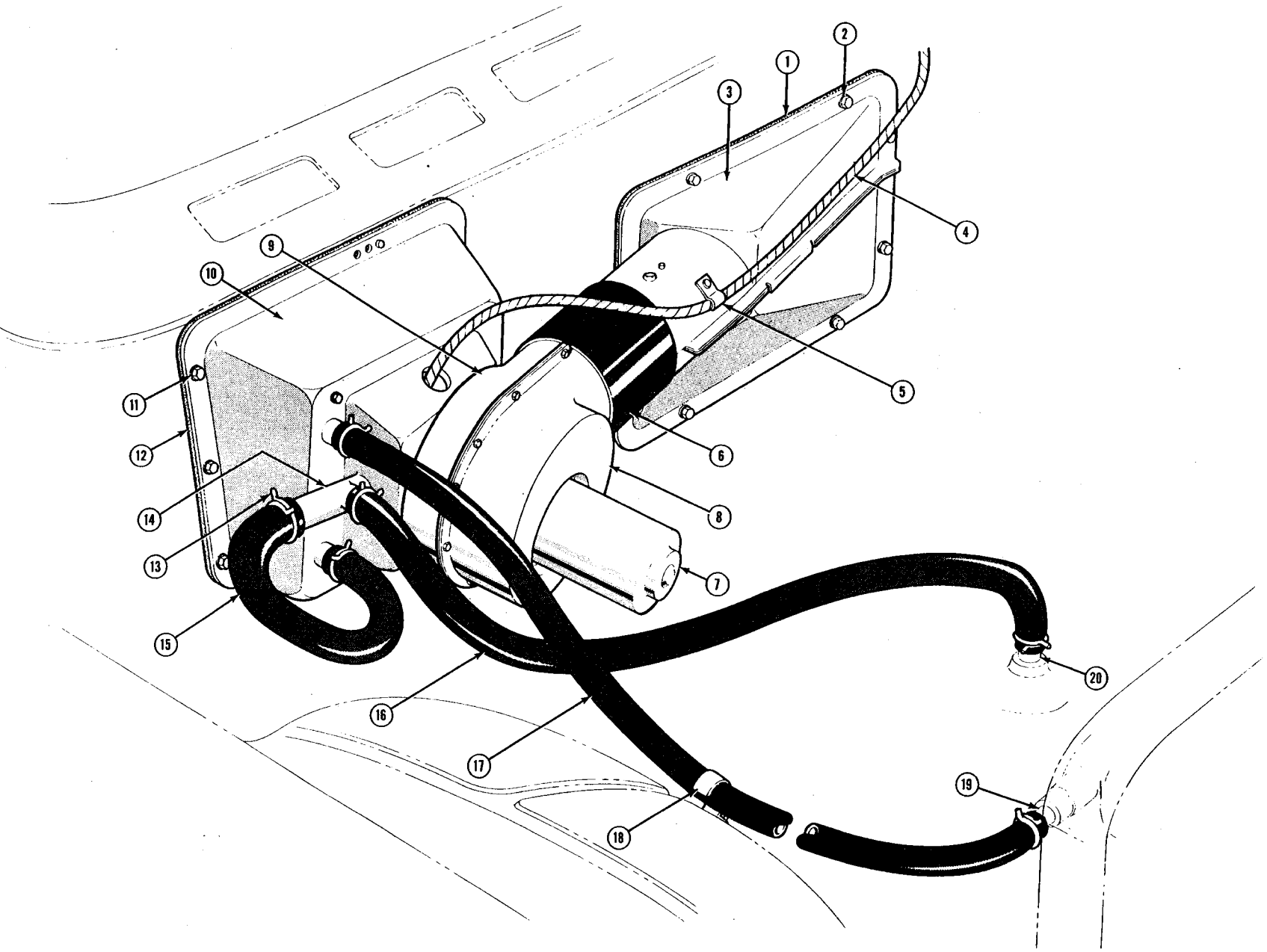
KEY	PART NAME	GROUP NO.
1	CONTROL ASSY, Heater.....	8.866
2	CLAMP, Cable Ass'y.....	8.866
3	CORE & CASE ASS'Y, Heater.....	8.845
4	SCREW, Outlet to Core & Case Ass'y (#10-12 x 1/2").....	8.977
5	OUTLET, Core & Case Ass'y.....	8.845
6	RESISTOR, Heater Blower Motor.....	8.852
7	SCREW, Heater Blower to Case.....	8.977
8	OUTLET ASS'Y, Defroster.....	9.779
9	HOSE, Defroster R.H.....	9.779
10	CABLE ASS'Y, Heater Control.....	8.866
11	BULB, Heater Control Panel (#57).....	8.991
12	GROMMET, Accessory Wires Thru Dash.....	2.482
13	CAM AND SUPPORT ASS'Y, Heater Control.....	8.866



HEATER AND DEFROSTER—ENGINE SIDE (EXC. TEMPEST SERIES)

HEATER AND DEFROSTER-ENGINE SIDE (EXC. TEMPEST SERIES)

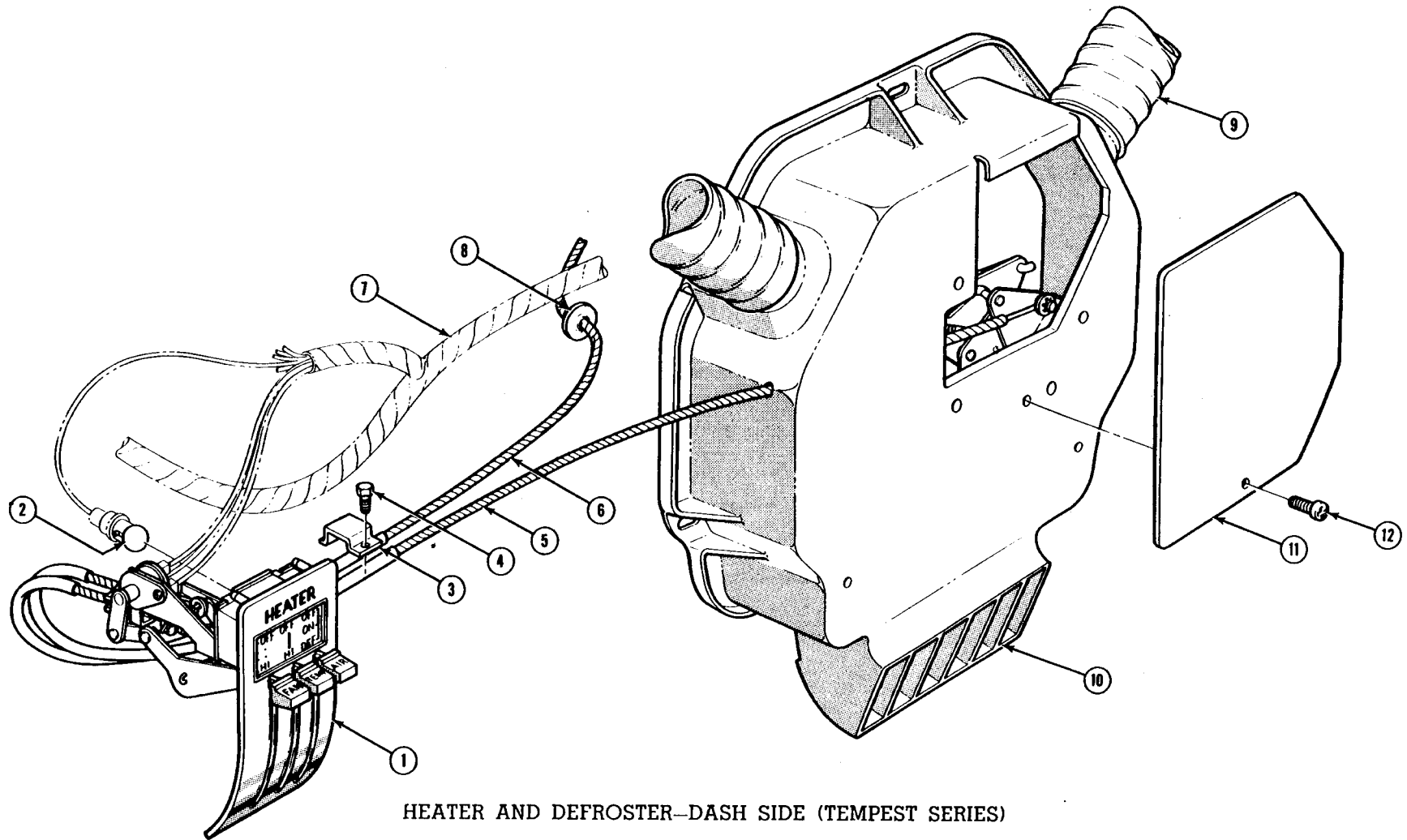
KEY	PART NAME	GROUP NO.
1	CLAMP, Heater Hose	8.948
2	REGULATOR ASS'Y, Voltage 35 Amp.	2.500
3	HOSE, Defroster	9.779
4	OUTLET ASS'Y, Defroster	9.779
5	BLOWER ASS'Y, Heater	8.857
6	SEAL, Heater Water Tube Dash	8.846
7	SEAL, Heater Water Tube Dash	8.846
8	SLEEVE, Heater Blower to Air Inlet Duct	9.786
9	DUCT ASS'Y, Heater Air Inlet	8.845
10	NUT, Heater Core Case Front Cover (1/4"-20 Stamped)	8.921
11	COVER, Heater Resistor Hole to Case	8.852
12	SCREW, (#10-12 x 5/8") Air Inlet Bracket	8.977
13	WASHER, Air Inlet Bracket (1/4" Plain)	8.929
14	TEE, Heater Vacuum Hose (Nylon)	8.846
15	ELBOW, Cylinder Head Heater Hose	8.866
16	NIPPLE, Heater Water Hose to Timing Chain Cover	8.866
17	GENERATOR & PULLEY ASS'Y	2.275
18	HOSE, Cylinder Head to Heater Core	8.846
19	HOSE, Timing Chain Cover to Heater Core	8.846
20	SCREW, Skirt Bracket (#12-14 x 1/2")	8.977
21	MOTOR, Blower Ass'y	8.855
22	LINK ASS'Y, Defroster Air Valve	9.779
23	DIAPHRAGM	8.850
24	HOSE, Heater Vacuum	8.846
25	CLAMP, Heater Hose to Wheel Skirt	8.846
26	HOSE, Heater Vacuum	8.846



HEATER AND DEFROSTER-ENGINE SIDE (TEMPEST SERIES)

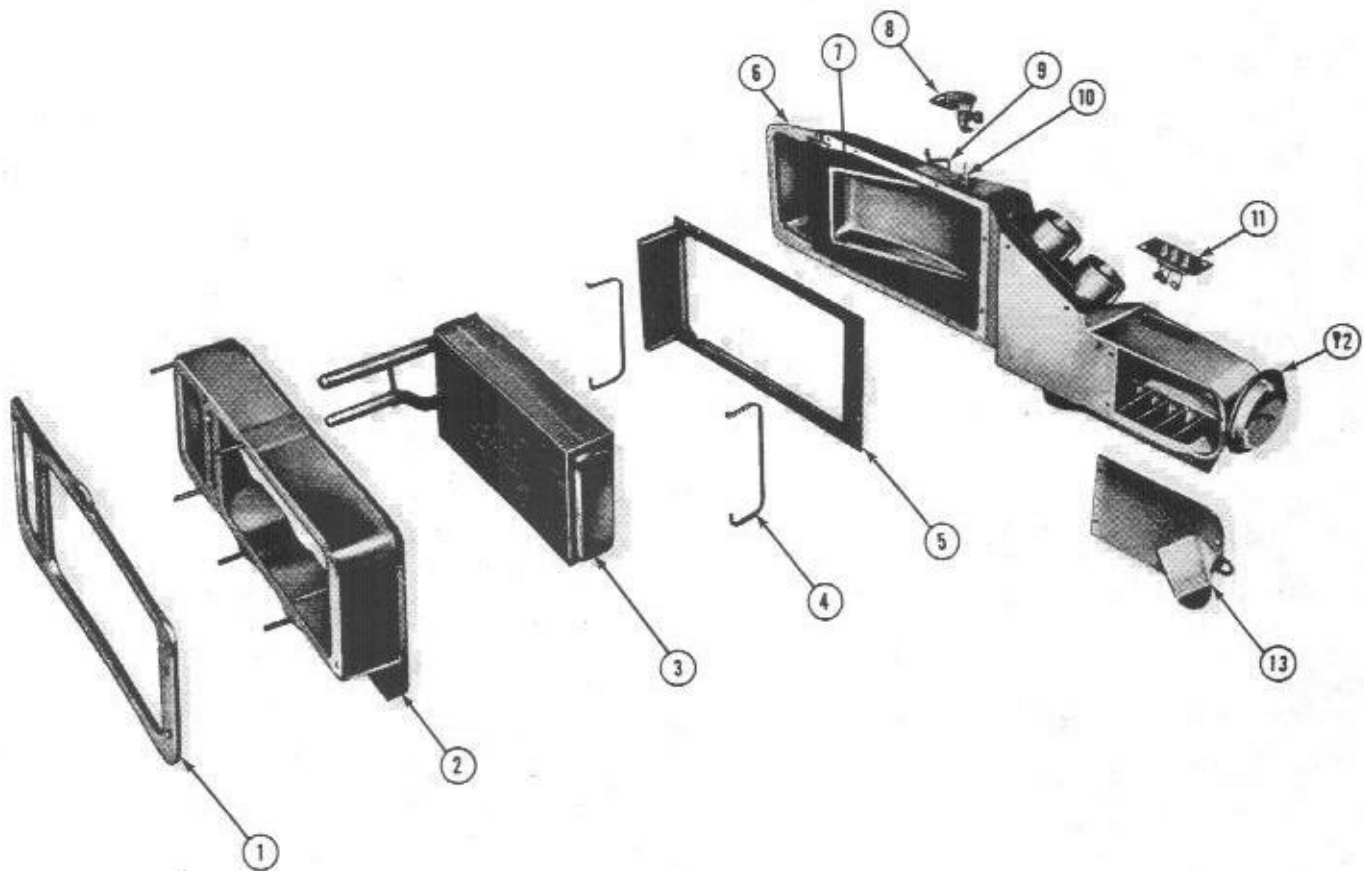
HEATER AND DEFROSTER-ENGINE SIDE (TEMPEST SERIES)

KEY	PART NAME	GROUP NO.
1	GASKET, Heater Front Distributor Dash.....	8.857
2	SCREW, Heater Distributor Front Duct Ass'y, (1/4"-14 x 5/8").....	8.977
3	DUCT ASS'Y, Heater Distributor Front.....	8.845
4	CONTROL CABLE, Temperature (53" Long).....	8.866
5	CLIP, Control Cable Retaining.....	8.846
6	SLEEVE, Heater Blower to Front Distributor Duct.....	9.786
7	MOTOR ASS'Y, Heater Blower.....	8.855
8	CASE, Heater Blower—Motor Half.....	8.857
9	BLOWER ASS'Y, Heater.....	8.857
10	CORE & CASE ASS'Y, Heater.....	8.854
11	SCREW, Core & Case Ass'y, Heater (1/4"-14 x 5/8").....	8.977
12	GASKET, Heater Core & Case Dash.....	8.857
13	CLAMP, Heater Water Hose.....	8.846
14	CONTROL VALVE ASS'Y.....	9.795
15	HOSE, Temp. Valve to Heater Core.....	8.846
16	HOSE, Intake Manifold to Temp. Control Valve.....	8.846
17	HOSE, Heater Core to Timing Chain Cover.....	8.846
18	CLIP, Heater Water Hose to Skirt.....	8.846
19	NIPPLE, Heater Water Hose to Radiator.....	8.866
20	NIPPLE, Heater Water Hose.....	8.866



HEATER AND DEFROSTER-DASH SIDE (TEMPEST SERIES)

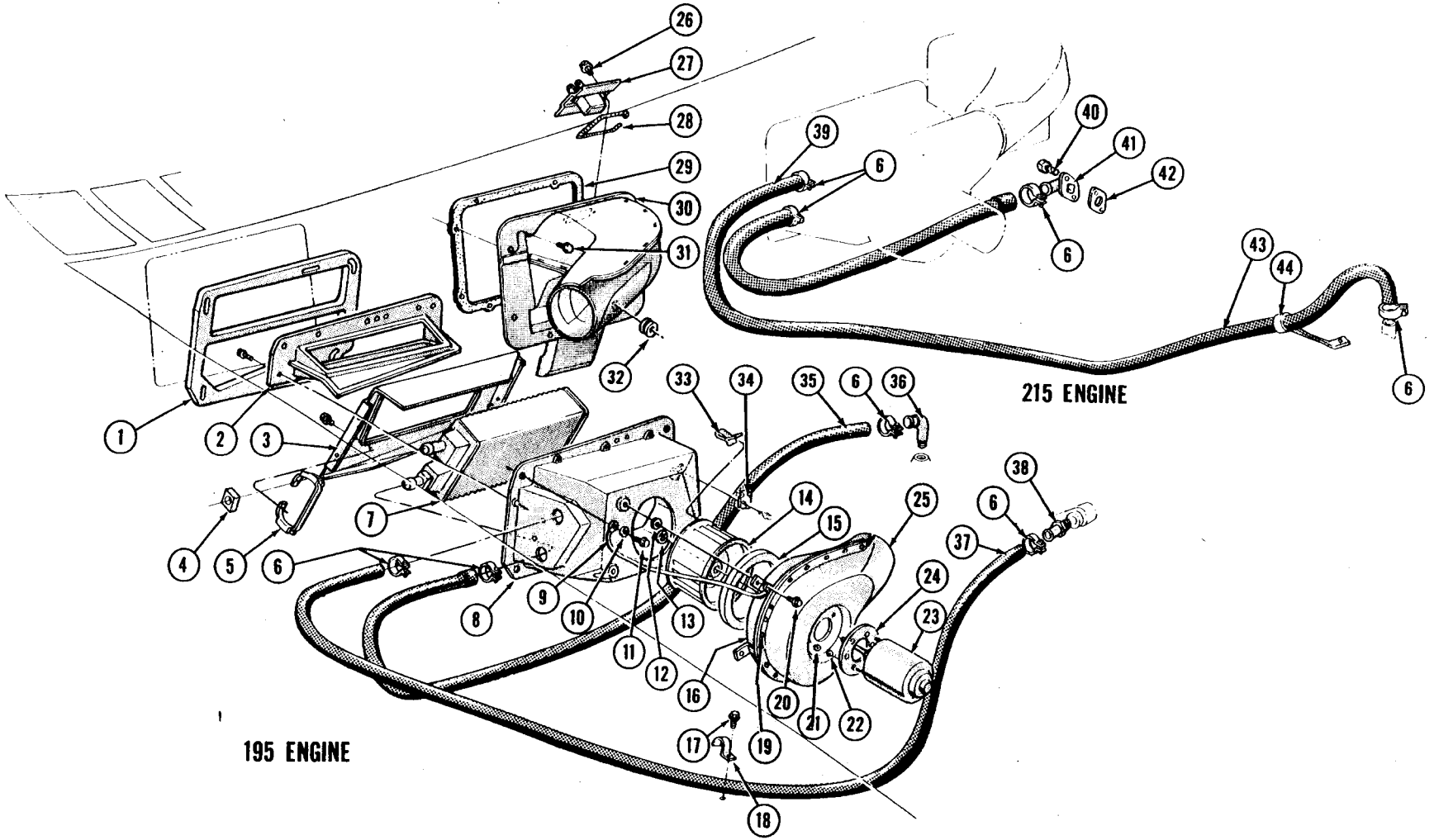
KEY	PART NAME	GROUP NO.	KEY	PART NAME	GROUP NO.
1	HEATER CONTROL ASS'Y.....	8.866	7	WIRE HARNESS ASS'Y, Heater Control Ass'y.....	2.480
2	BULB, Heater Control Ass'y (#57).....	8.991	8	GROMMET.....	9.775
3	CLIP, Temp. & Air Control Cable.....	N.S.	9	HOSE, Duct Ass'y Vent.....	9.779
4	SCREW, For Temp. & Air Control Cable Clip Ret.....	N.S.	10	DUCT ASS'Y, Heater & Defroster.....	8.845
5	AIR & DEFROSTER CONTROL CABLE ASS'Y.....	9.779	11	PLATE, Duct Ass'y.....	8.845
6	TEMP. CONTROL CABLE ASS'Y.....	8.866	12	SCREW, Duct Ass'y Plate (#6-32 x 3/8" Cr. Recess).....	8.977



HEATER CORE AND DUCTS (EXC. TEMPEST SERIES)

KEY	PART NAME	GROUP NO.
1	GASKET, Shroud to Dash.....	8.857
2	SHROUD, Heater Core.....	N.S.
3	COPE & FITTINGS, Heater.....	8.854
4	CLAMP, Heater Core Mounting.....	N.S.
5	PLATE, Heater Core.....	N.S.
6	CASE & VALVE ASS'Y, Heater.....	N.S.
7	VALVE & SEAL ASS'Y, Heater Control Diverter (6¼" x 11¾").....	8.866
8	CAM & SUPPORT, Heater Control.....	8.866
9	SHAFT, Heater Control Valve Operating.....	8.866
10	CLAMP, Heater Control Cable.....	8.866
11	RESISTOR, Heater Blower.....	8.852
12	DIAPHRAGM, Defroster Air Valve.....	8.850
13	PLATE, Heater Air Distributor Access Hole Cover.....	N.S.

1962 HEATER AND DEFROSTER-ENGINE SIDE (TEMPEST)



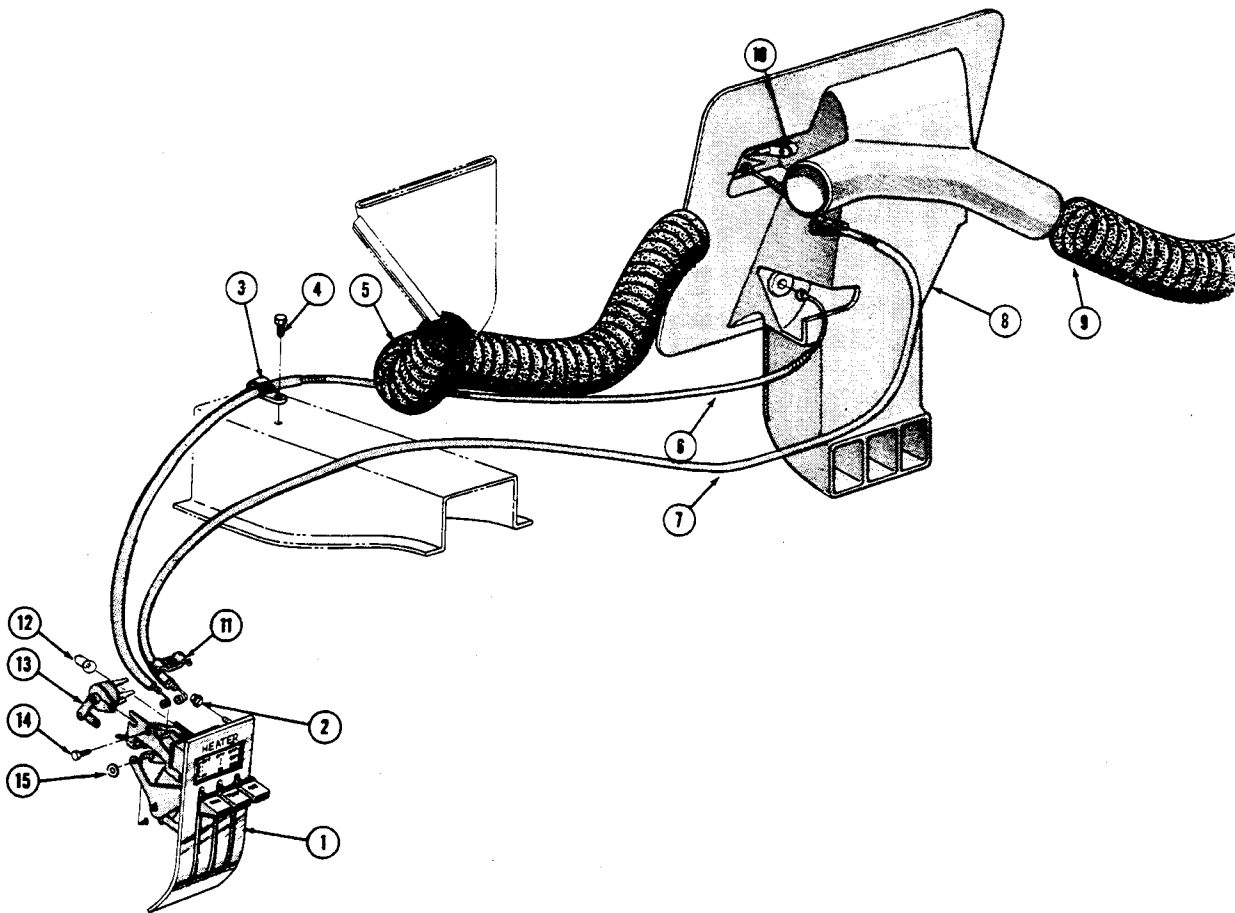
195 ENGINE

215 ENGINE

1962 HEATER AND DEFROSTER—ENGINE SIDE (TEMPEST)

KEY	PART NAME	GROUP NO.
1	GASKET, Core & Case to Dash	8.857
2	HOUSING, Core & Case Air Valve	8.845
3	SHROUD & BAFFLE ASS'Y, Heater Core	8.845
4	SEAL, Heater Core Pipe	8.846
5	CLAMP, Heater Core Mounting	8.846
6	CLAMP, Hose (1 $\frac{3}{8}$ ")	8.948
7	CORE ASS'Y, Heater	8.854
8	CASE, Heater Core	8.845
9	WIRE ASS'Y, Blower to Heater Case—Ground	8.857
10	LOCKWASHER, Ground Wire (1/4" Int.)	8.932
11	SCREW, Core & Case (#14-10 x 5/8")	8.977
12	LOCKWASHER, Ground Wire (1/4" Int.)	8.932
13	NUT, Blower Impeller to Motor	8.857
14	IMPELLER ASS'Y, Heater Blower	8.857
15	SEAL, Blower to Core Shroud & Inlet	8.857
16	CASE ASS'Y, Blower—Inlet Half	8.857
17	SCREW, to Skirt (#12-14 x 3/4")	8.977
18	CLIP, Heater Hose	8.846
19	SCREW, to Case (#8-18 x 3/4")	8.977
20	SCREW, to Core & Case Ass'y (#14-10 x 5/8")	8.977
21	NUT, Blower to Case (#8-32)	8.915
22	LOCKWASHER, Blower to Case (#8 Ext.)	8.932

KEY	PART NAME	GROUP NO.
23	CASE ASS'Y, Blower—Motor Half	8.857
24	MOTOR ASS'Y, Heater Blower	8.855
25	GASKET, Heater Blower to Case	8.857
26	SCREW, to Dist. Duct (#10-16 x 5/8")	N.S.
27	RESISTOR ASS'Y, Heater Blower Motor	8.852
28	SEALING BEAD, Resistor	N.S.
29	GASKET, Dist. Duct to Dash	8.857
30	DUCT ASS'Y, Heater Air Distributor	8.845
31	SCREW, Duct to Dash (1/4"-14 x 1")	8.977
32	GROMMET, Heater Temp. Cont. Cable to Duct	9.775
33	CLIP, Impeller Balancing	N.S.
34	CLAMP, Heater Control Cable	8.846
35	HOSE, Heater to Intake Manifold	8.846
36	ELBOW, Heater Hose to Intake Manifold	8.866
37	HOSE, Heater Core to Timing Chain Cover	8.846
38	NIPPLE, Heater Water Hose to Timing Chain Cover	8.866
39	HOSE, Heater to Intake Manifold	8.846
40	BOLT, to Nipple (1/4"-20 x 3/4")	8.900
41	NIPPLE, Water Heater Hose	8.866
42	GASKET, Heater Hose Nipple to Mfld.	8.866
43	HOSE, Heater to Timing Chain Cover	8.846
44	BRACKET ASS'Y, Heater Hose to Intake Mfld.	8.846



1962 HEATER AND DEFROSTER—DASH SIDE (TEMPEST)

KEY	PART NAME	GROUP NO.
1	CONTROL ASS'Y, Heater	8.866
2	NUT, Type M ($\frac{3}{16}$ ")	8.921
3	CLIP, Cont. Cable Ret.	N.S.
4	SCREW (#12-14 x $\frac{1}{2}$ ")	N.S.
5	HOSE, Defroster Air	9.779
6	CABLE ASS'Y, Temp. Control	8.866
7	CABLE ASS'Y, Air & Defroster	9.779
8	DUCT ASS'Y, Heater Air Distributor	8.845
9	HOSE, Defroster Air	9.779
10	AIR VALVE ASS'Y, Heater	N.S.
11	CLAMP, Control Cable	N.S.
12	BULB, Heater Cont. Panel (#57)	8.991
13	SWITCH, Heater Blower Motor	8.852
14	SCREW (#8-18 x $\frac{1}{4}$ ")	N.S.
15	NUT, Control Cable	N.S.

YEAR	MODEL	PART NAME	PART NO.	PER CAR	PART NO.
------	-------	-----------	----------	---------	----------

8.000 PANEL ASSEMBLY, HOOD

1961	All exc. 21			1	538355
1961	21 All			1	539787
1962	All exc. 21			1	541091
1962	21 All			1	541163

8.013 SPRING, HOOD HINGE

1961-62	All exc. 21			2	534001
1961-62	21 All			2	540460

8.015 HINGE ASSY., HOOD

1961-62	All exc. 21		538542 RH		538543 LH
1961-62	21 All		540915 RH		540916 LH

8.016 BOLT-SCREW-WASHER, HOOD HINGE

1961-62	All exc. 21	BOLT, hood to hood hinge		4	532290
1961-62	21 All (8.917)	NUT, hood to hood hinge (5/16"-18)		4	9411638
1961-62	All exc. 21 (8.977)	SCREW, hood hinge to fender (3/8"-16x1")		2	9411832
1962	21 All (8.977)	hood hinge to wheelhouse (5/16"-18x7/8")		6	9411835
1961-62	All (8.143)	SHIM, hood hinge to hood and shroud		AR	530363
1961-62	21 All	WASHER, hood hinge to wheelhouse lock		6	537447
1961-62	All exc. 21 (8.143)	hinge to shroud and fender reinforcement		AR	532128
1961-62	All exc. 21	hood to hood hinge-flat		4	531448
1962	21 All (8.155)	hood to hood hinge-lock		4	533842

8.021 PAD, HOOD INSULATOR

1961	All exc. 21			1	537290
1961-62	21 All			1	537616
1962	All exc. 21			1	542863
1961-62	21 All	RETAINER, hood insulator pad		2	537723
1961-62	21 All		Rear	1	537880
1961-62	All	STUD, hood insulator pad to hood panel		AR	535106
1961-62	All	WASHER, hood insulator pad to hood		AR	3760729

8.024 BUMPER, HOOD

1961-62	All exc. 21	hood to fender side		4	531921
1961-62	21 All	hood to fender side		4	540012
1961-62	All (12.212)	hood frt. and rear adjustable		AR	3716781
1962	All exc. 21	BUMPER AND BOLT, hood adjustable		2	533596
1961	All exc. 21	BRACKET ASSY., hood front adj. bumper mtg.	538573 RH		538574 LH
1961	All	SCREW, hood front adj. bumper		2	537049
1961-62	All	hood rear adj. bumper		2	533997
1962	21 All	hood front adj. bumper		2	537049
1961	All (8.155)	WASHER, hood adjustable bumper & bolt-lock		2	533842
1962	All exc. 21 (8.155)	hood frt. adjustable bolt to brkt.		2	535114

8,030 EMBLEM, HOOD

1961	All exc. 21			1	538721
1961	21 All			1	539574

8.035 PILOT, HOOD LATCH

1961	All	1	540072
1962	All	1	536130
1961-62	21 All	NUT, hood latch pilot to pilot reinforcement	1	536139

8.039 NAME LETTERS, HOOD FRONT

1962	21 All	letter-P	1	541282
1962	21 All	letter-O	1	541283
1962	21 All	letter-N	1	541284
1962	21 All	letter-T	1	541285
1962	21 All	letter-I	1	541286
1962	21 All	letter-A	1	541287
1962	21 All	letter-C	1	541288
1961	All	(1.303)	NUT, emblem to hood	2	540019
1962	21 All	(1.303)	hood name letter to hood	7	540019

8.080 PLATE-BRACKET, HOOD LATCH MOUNTING

1961	21 All	PLATE, hood latch mtg.	1	539762
1961	All exc. 21	BRACKET ASSY., hood latch mtg.	1	538745
1961-62	All exc. 21	(8.977)	SCREW, hood latch mtg. brkt. to fender		
			brace	2	9411832
1961-62	All exc. 21	(8.977)	hood latch and safety catch to rad.		
			supt.	1	9411832
1961	21 All	(8.977)	hood latch mtg. plate to cross		
			brace	4	9416677
1962	21 All	(8.977)	hood latch to cross member and		
			fender brace	4	9411835
1961	21 All	(8.929)	WASHER, hood latch mtg. plate to cross		
			brace	4	9416678
1961	21 All	(1.269)	hood latch mtg. plate to cross		
			brace	2	541181

8.083 LATCH AND SAFETY CATCH ASSY., HOOD

1961	All exc. 21	1	538659
1961	21 All	1	539491
1962	All exc. 21	LATCH ASSY., hood	1	541139
1962	21 All	1	541520
1962	All	CATCH ASSY., hood safety	1	541157

8.084 SPRING, HOOD LATCH SAFETY CATCH

1961	All	1	538663
------	-----	-------	-------	---	--------

8.130 FENDER, FRONT

1961	All exc. 21	538451 RH	538452 LH
1961	21 All	539547 RH	539548 LH
1962	All exc. 21	542733 RH	542734 LH
1962	21 All	541341 RH	541342 LH

8.143 SHIM, FRONT FENDER TO SHROUD

1961-62	All		(1/32") Upper and lower	AR	530364
1961-62	All		(1/16") Upper and lower	AR	530363
1961-62	All		(1/8") Upper and lower	AR	530362
1961	All exc. 21		(1/16") Lower	AR	540803
1961	All exc. 21		(1/8") Lower	AR	540802
1961-62	All exc. 21		frt. fender to rad. support brace	(1/32") AR	530364
1961-62	All exc. 21		frt. fender to rad. support brace	(1/16") AR	530363
1962	All		frt. fender to shroud (1/8")	Lower AR	540802
1962	All		frt. fender to shroud (1/16")	Lower AR	540803
1961-62	All	(8,900)	BOLT, frt. fender to shroud	(3/8"-16 x 1-1/4") 2	180124
1961	All exc. 21		frt. fender to rad. support brace	(1/8") AR	530362
1961	All exc. 21		NUT ASSY., frt. fender to lower shroud	2	3776822
1962	All		frt. fender to lower shroud	2	3776822
1962	21 All	(8,921)	frt. fender to body	10	447026
1961-62	All exc. 21	(8,977)	SCREW, frt. fender to shroud	Rear (3/8"-16x1-3/8") 2	9415612
1961-62	21 All	(8,977)	frt. fender to shroud	(3/8"-16x1-3/8") 2	9415612
1961	21 All	(8,977)	frt. fender to lower shroud	(5/16"-18x1-1/4") 2	9416928
1961-62	21 All	(8,929)	WASHER, frt. fender attach.	(9/32"x5/8"x1/16") AR	9416678
1961-62	21 All	(8,016)	frt. fender to lower shroud	2	537447
1961-62	All		frt. fender to upper shroud	AR	532128
1962	All exc. 21		frt. fender to rad. supt. brace-lock	4	533842

8.144 SUPPORT, FRONT FENDER

1962	21 All		at rocker	1	4842779
------	--------	--	-----------	---	---------

8.147 MOLDING PKG., FRONT FENDER

1961	25-26 All			Side 2	535853
1961	27-28 All		w/letters attached	Side 535854 RH	535855 LH
1962	26 All			Side 2	542707
1962	27-28 All			Side 542708 RH	542709 LH
1961	27-28		LETTER, frt. fender side mldg. name-B	1	4830876 LH
1961	27, 28		letter O	1	4830877
1961	27-28		letter N	2	4830878 LH
1961	27-28		letter E	2	4830879
1961	27-28		letter V	4830880 RH	1
1961	27-28		letter I	4830881 RH	1
1961	27-28		letter L	4830882 RH	2
1961-62	21 All		ORNAMENT, front fender-side	Upper 539965 RH	539966 LH
1961-62	21 All		front fender side	Lower 539969 RH	539970 LH
1961-62	21 All		front fender side	Center 539967 RH	539968 LH
1961-62	21 All		front fender top	537750 RH	537751 LH
1961	23-25-26 All		front fender top	538858 RH	538859 LH
1961	27-28 All		front fender top	537553 RH	537554 LH
1962	All exc. 21		front fender top	541254 RH	541255 LH
1961	21 All		PLATE, front fender name-"Tempest"	2	539695
1962	2167	(12.810)	"Le Mans"	4865502 RH	4865503 LH
1962	23 All		Catalina	541271 RH	541272 LH
1962	26 All		Starchief	541295 RH	541296 LH
1962	27-28 All		Bonneville	541413 RH	541368 LH
1961-62	All exc. 21		ADAPTER, frt. fender ornament sealing	6	538775
1961	27, 28 All		ADHESIVE PKG., bonneville name letters	1	540293
1961-62	All exc. 21		NUT, frt. fender top ornament	6	540001
1961-62	21 All	(1.303)	frt. fender side ornament to fender	2	540019
1961	21 All		frt. fender name plate to fender	8	536984
1962	All exc. 21, 29 & H.D.C.		frt. fender name plate to fender	8	536984
1961-62	21 All		NUT AND SEALER ASSY., frt. fender top ornament to fender	4	538445

8.148 RETAINER ASSY., FRONT FENDER SIDE MOLDING

1961	25-26 All			12	537678
1961	27-28 All		Front	2	537680
1961	27-28 All		Rear	8	537681
1961	27-28 All		at wheel opening	2	537682
1962	26 All			10	541185
1962	26 All	(1,266)		2	541697
1961-62	All exc. 21-23		NUT AND SEALER, frt. fender mldg.	12	3735243

8.153 SKIRT AND FILLER ASSY., FRONT FENDER

1961	All exc. 21	w/seals	537622 RH		537623 LH
1962	All exc. 21 & A.C.	w/seals	537622 RH		
1962	All exc. 21	w/seals			537623 LH
1962	All Circulaire A.C.		Front 543268 RH		
1962	All Circulaire A.C.	w/seals	Rear 534453 RH		
1961	All exc. 21	FILLER, frt. fender skirt upper control arm opening		1	537384
1961	All exc. 21	frt. fender skirt to frame		2	540085
1962	All Circulaire A.C.	frt. fender skirt to frame	543292 RH		
1962	All exc. 21 & A.C.	frt. fender skirt to frame	540085 RH		
1962	All exc. 21	frt. fender skirt to frame			540085 LH
1962	All exc. 21 & A.C.	frt. fender skirt upper control arm opening	540360 RH		
1962	All Circulaire A.C.	frt. fender skirt upper control arm opening	543278 RH		
1962	All exc. 21	frt. fender skirt upper control arm opening		2	540360
1962	All Circulaire A.C.	NUT, frt. fender skirt to rear skirt R.H.		4	543265
1961-62	All exc. 21	frt. fender skirt to fender (No. 14-10)		6	447026
1961-62	21 All	PANEL, front wheelhouse	Upper and lower 4826830 RH		
1961	21 All		Upper and lower		4826831 LH
1962	21 All		Upper and lower		4860690 LH
1961	All Circulaire A.C. & Elec. Wind.	SEAL, frt. fender to body		2	540056

8.154 CLIP-SEAL, FENDER TO BODY

1961	All Circulaire A.C. & Elec. Wind	CLIP, fender to body seal-w/lst type seal		16	540160
1961	21 All	FASTENER, seal to shroud baffle plate		22	4801268
1961-62	All exc. 21	SEAL, fender to body		2	540634
1961-62	21 All	shroud baffle plate to frt. fender		2	537755

8.155 BRACE, FRONT FENDER

1961	All exc. 21	to radiator support		1	538590
1961	21 All	front fender cross		1	539551
1961-62	21 All	to wheelhouse panel		2	539717
1962	All exc. 21	frt. fender to radiator supt.		1	541178
1962	21 All	frt. fender cross		1	541095
1961-62	All exc. 21	BRACKET, front fender to fender skirt	537466 RH		537467 LH
1961-62	All exc. 21	LINK, dampening brkt. to frame		2	532409
1961-62	21 All	SCREW, frt. fender cross brace to fender	(No. 14-10 x 3/4")	4	9416677
1961-62	21 All	frt. fender brace to fender & body	(No. 14-10 x 3/4")	8	9416677
1961-62	21 All	WASHER, frt. fender braces to body and fender	(9/32" x 5/8")	AR	9416678
1961-62	All exc. 21	LOCKWASHER, frt. fender skirt to frame		4	535114

8.231 MOLDING PACKAGE, BODY ROCKER PANEL

1961	21 All			2	535856
1962	2947		542705 RH		542706 LH

1961	21 All	RETAINER, mldg. to fender and body	10	537340
1961	21 All	mldg. to body	Rear 2	537954
1962	2947	mldg. to body	12	542533
1962	2947	mldg. to body	2	542862

8.800 LUBRICANT-SEALING COMPOUND, MAINTENANCE

1962	P/8	LUBRICANT, spec. chassis grease	(1 lb. can) AR	542887
1961-62	T/8	ANTI-SEIZE, bolt thread compound	(1 lb. can) 1	3776999
1961-62	T/8	SEALING COMPOUND, bolt thread	(1 pint) AR	3777430

8.820 JACK ASSY., BUMPER

1961-62	All exc. 21 & H.D.C.		1	535086
1961-62	21 All	horizontal ratchet	1	539616
1961	All exc. 21 & H.D.C.	ADAPTER ASSY., jack to bumper	1	538528
1962	All exc. 21 & H.D.C.		1	541822
1961-62	All	BASE ASSY., bumper jack-w/538589 jack	1	535327
1961-62	All	w/535563 square type jack (6-1/2"x7-1/2")	1	535564
1961-62	All exc. 21	w/535086 square type jack (6"x6")	1	533964
1961	All	HANDLE, jack (also used as wheel wrench)	1	521332
1961-62	All exc. 21 & H.D.C.	PAD, jack to bumper adapter-rubber	1	520436
		RETAINER (See Group 8.821 for use)		3737504

8.821 RETAINER ASSY., TOOL

1961-62	2117-19-27-67		1	535966
1961-62	All exc. 21, 2335-45, 2735 & H.D.C.		1	538267
1961-62	2135		1	514055
1961-62	2335-45, 2735		1	533548
1961-62	2335, 2735 (8.820)	w/7.60 x 15 tires	1	3737504

8.845 HEATER PARTS

1961	21 All	CASE, heater core	1	3149727
1962	21 All	heater core	1	3153650
1961	All Circulaire A.C.	CASE AND CORE ASSY., w/M.C. heater	1	3150724
1961	All Circulaire A.C.	w/P.B.C. heater	1	3150723
1961	All exc. 21 & Circulaire A.C.	w/M.C. heater	1	3149722
1961	All exc. 21 & Circulaire A.C.	w/P.B.C. heater	1	3148604
1961	21 All		1	3149621
1962	All Circulaire A.C.		1	3153346
1962	All exc. 21 & Circulaire A.C.		1	3153579
1962	21 All		1	3153551
1961	All exc. 21 & Circulaire A.C.	CABLE ASSY., air inlet valve-w/M.C. heater	1	540065
1961	21 All	COVER, heater hole-exc. heater	1	579305
1961	21 All	heater air inlet hole-exc. heater	1	579306
1961	All exc. 21 & A.C.	heater upper hole-exc. heater	1	3755296
1961-62	All exc. 21 & A.C.	heater lower hole-exc. heater	1	540444
1961	21 All	DUCT ASSY., heater air distributor	Front 1	539781
1961	21 All	heater air distributor	Rear 1	539703
1961	All exc. 21 & Circulaire A.C.	heater air inlet-w/M.C. heater	1	3149723
1961-62	All exc. 21 & Circulaire A.C.	heater air inlet-w/P.B.C. heater	1	3148614
1962	21 All	heater air distributor	1	542286
1961	All exc. 21 & A.C.	GASKET, heater lower hole cover-exc. heater	1	3780855
1962	21 All	HOUSING, heater core and case air valve	1	3153646
1961	21 All	LINK, heater air inlet valve control	1	539993
1961	21 All (9.787)	NUT, heater air inlet control link	1	3126659
1961-62	All exc. 21	OUTLET, heater air distributor-exc. w/console	1	538437

1962	All exc. 21	heater air distributor-w/console	1	543063
1961	21 All	PLATE, heater air distributor access hole cover	1	537494
1961-62	All exc. 21	SEAL, heater core (6-3/4" long)	1	3150827
1962	21 All	heater case air valve hsg.	1	3153645
1962	21 All	heater case air valve shaft	2	3153659
1962	21 All	SHROUD AND BAFFLE ASSY., heater core	1	3154172

8.846 HOSE, HEATER

1961	All	heater water (3/4" I.D. x 25 ft. roll)	AR	540834
1961-62	All Circulaire A.C.	heater to intake manifold (5/8" I.D. x 38")	1	537321
1961-62	All Cool Pack A.C. exc. 21	heater to intake manifold (5/8" I.D. x 25")	1	537928
1961	All Circulaire A.C.	heater to timing chain cover water (3/4" I.D. x 66")	1	537320
1961-62	All 2 B.C.-4 B.C. exc. 21 & Circulaire A.C.	heater to timing chain cover water	1	540685
1961-62	All 3/2 B.C. exc. 21 & Circulaire A.C.	heater to timing chain cover water (3/4" I.D. x 49")	1	537764
1961	T/4	heater to rad. water tube (3/4" I.D. x 41")	1	535122
1961	T/4 exc. A.C.	intake manifold to temp. control valve (3/4" I.D. x 27 3/4")	1	529269
1961	T/4 A.C.	heater intake manifold (3/4" I.D. x 29")	1	533760
1961	T/8	heater to intake manifold (3/4" I.D. x 31")	1	535177
1961	P/8 3/2 B.C. exc. A.C.	heater to intake manifold (5/8" I.D. x 26-1/4")	1	537673
1961	P/8 2 B.C.-4 B.C. exc. A.C.	heater to intake manifold (5/8" I.D. x 25" long)	1	511696
1961	21 All	heater core to timing chain cover (3/4" I.D. x 37" long)	1	537914
1961	21 All	temp. valve to heater core (3/4" I.D. curved)	1	540051
1962	T/4	heater to intake manifold (5/8" I.D. x 34")	1	542524
1962	T/8	heater to intake manifold (5/8" I.D. x 30")	1	542534
1962	P/8 exc. A.C.	heater to intake manifold (5/8" I.D. x 24-1/2")	1	540684
1962	All Circulaire A.C.	heater timing chain cover (3/4" I.D. x 56")	1	541647
1961	T/8	BRACKET ASSY., heater hose to coil	1	537999
1962	T/8	heater hose to intake manifold	1	542915
1961	21 All	CLAMP, heater core mounting	2	3150727
1961	21 All	heater control cable	1	3151243
1961-62	All exc. 21 (1.166)	heater hose (1-1/16")	AR	272852
1962	21 All	heater control cable	1	3149515
1962	21 All	heater core mounting	2	3143486
1961-62	All exc. T/8	CLIP, heater hose	1	537594
1961	21 All	heater cont. cable to brake pedal brkt.	1	537734
1961-62	All exc. 21 & Circulaire A.C.	heater harness inlet diaphragm hose-w/P.B.C. heater	1	540270
1961-62	All exc. 21 & Circulaire A.C.	HARNES ASSY., heater vacuum hose-consists of: 1 red, 1 yellow and 1 blue hose-w/P.B.C. heater	1	533788
1961-62	All exc. A.C.	SEAL, heater core pipe to air inlet (3/4")	1	530419
1961-62	All exc. 21 & Circulaire A.C.	heater core pipe to air inlet (5/8" I.D.)	1	537579
1961	21 All	heater core pipe	2	3150297
1962	21 All	heater core pipe	2	3153643
1961-62	All exc. 21 & 3/2 B.C.	TEE, heater vacuum hose-nylon-w/P.B.C. heater	1	535224

8.850 DIAPHRAGM ASSY., HEATER ACTUATING

1961-62	P/8 exc. Circulaire A.C.	heater air inlet-w/P.B.C. heater	1	3144212
1961-62	P/8	defroster air valve-w/P.B.C. heater	1	3143146
		TEE (see Group 9.281 for use)		570267

8.852 SWITCH, HEATER CONTROL

1961-62	21 All	heater blower motor	1	579587
1961	All exc. 21	heater blower motor-w/M.C. heater	1	7277485
1961-62	All exc. 21	heater blower motor-w/P.B.C. heater	1	7277619
1961-62	All exc. 21	heater master control-w/P.B.C. heater	1	7277492
1962	21 All	CABLE ASSY., heater to resistor jumper-w/1961 heater	1	2981333

1961-62	All Circulaire A.C.	COVER, heater resistor hole to case	1	537457
1961	All exc. 21 & Circulaire A.C.	RESISTOR ASSY., heater blower motor-w/M.C. heater	1	537459
1961-62	All exc. 21 & Circulaire A.C.	heater blower motor-w/P.B.C. heater	1	537458
1962	21 All	heater blower motor	1	541851
1961-62	P/8	SPRING, heater master switch-w/P.B.C. heater	1	7259072
1961	21 All	WIRE ASSY., heater-w/field installed heater	1	2978951
1961	P/8	heater-w/field installed P.B.C. heater	1	2979006
1961	P/8	heater blower switch to resistor-w/field installed P.B.C. heater	1	2979005

8.854 CORE ASSY., HEATER

1961	T/4-T/8	w/fittings	1	3149716
1961	P/8 Circulaire A.C.	w/fittings	1	3150770
1961-62	P/8 exc. Circulaire A.C.	w/fittings	1	3150202
1962	T/4-T/8	w/fittings	1	3153636
1962	P/8 Circulaire A.C.	w/fittings	1	3153637

8.855 MOTOR ASSY., HEATER BLOWER

1961-62	21 All	1	5044331
1961	P/8	w/M.C. heater	1	5044338
1961-62	P/8 exc. Circulaire A.C.	w/P.B.C. heater	1	5044396

8.857 BLOWER ASSY., HEATER

1961	All exc. 21 & Circulaire A.C.	w/M.C. heater	1	538872
1961-62	All exc. 21 & Circulaire A.C.	w/P.B.C. heater	1	538870
1961	21 All	1	539419
1962	21 All	1	542211
1961-62	P/8 Circulaire A.C.	BAFFLE, heater by-pass air	1	541711
1961-62	All exc. 21 & Circulaire A.C.	CASE ASSY., blower-inlet half	1	537439
1961-62	All exc. 21 & Circulaire A.C.	blower-motor half	1	538619
1961	21 All	blower-inlet half	1	539417
1961-62	21 All	blower-motor half	1	538511
1962	21 All	blower-inlet half	1	542210
1961-62	All exc. 21 & Circulaire A.C.	GASKET, heater air inlet to dash	1	538879
1961-62	All (9.215)	heater blower to case	1	3139096
1961-62	All exc. 21	heater to dash	1	538878
1961	21 All	heater core and case dash	1	539565
1961-62	21 All	heater cover front or distributor dash (8 holes)	1	539566
1962	21 All	heater core and case to dash	1	542307
1962	21 All	heater hole cover or distributor duct to dash (7 slots-1 hole)	1	542569
1961-62	P/8 Circulaire A.C.	IMPELLER ASSY., blower	1	539416
1961-62	P/8 exc. Circulaire A.C.	heater	1	530817
1961-62	21 All	heater	1	539416
1961-62	All	NUT, blower impeller to motor	1	3130055
1961-62	P/8 Circulaire A.C.	SEAL, blower to air inlet duct	1	539418
1961-62	All exc. 21 & Circulaire A.C.	blower to dash	1	538877
1961-62	21 All	blower to core shroud and blower inlet	1	539418
1961-62	21 All	WIRE ASSY., blower to heater case-ground	1	2978949
1961	All cool pack A.C. exc. 21 (8.977)	SCREW, blower motor mtg. bracket to shroud (#14-10x1/2")	2	189694
1961-62	All (8.977)	blower case to inlet half case (#8-18x3/8")	8	9417336

8.866 HEATER CONTROL PARTS

1961	All exc. 21	CONTROL ASSY., heater-w/M.C. heater	1	7276532
1961-62	All exc. 21	w/P.B.C. heater	1	7276512

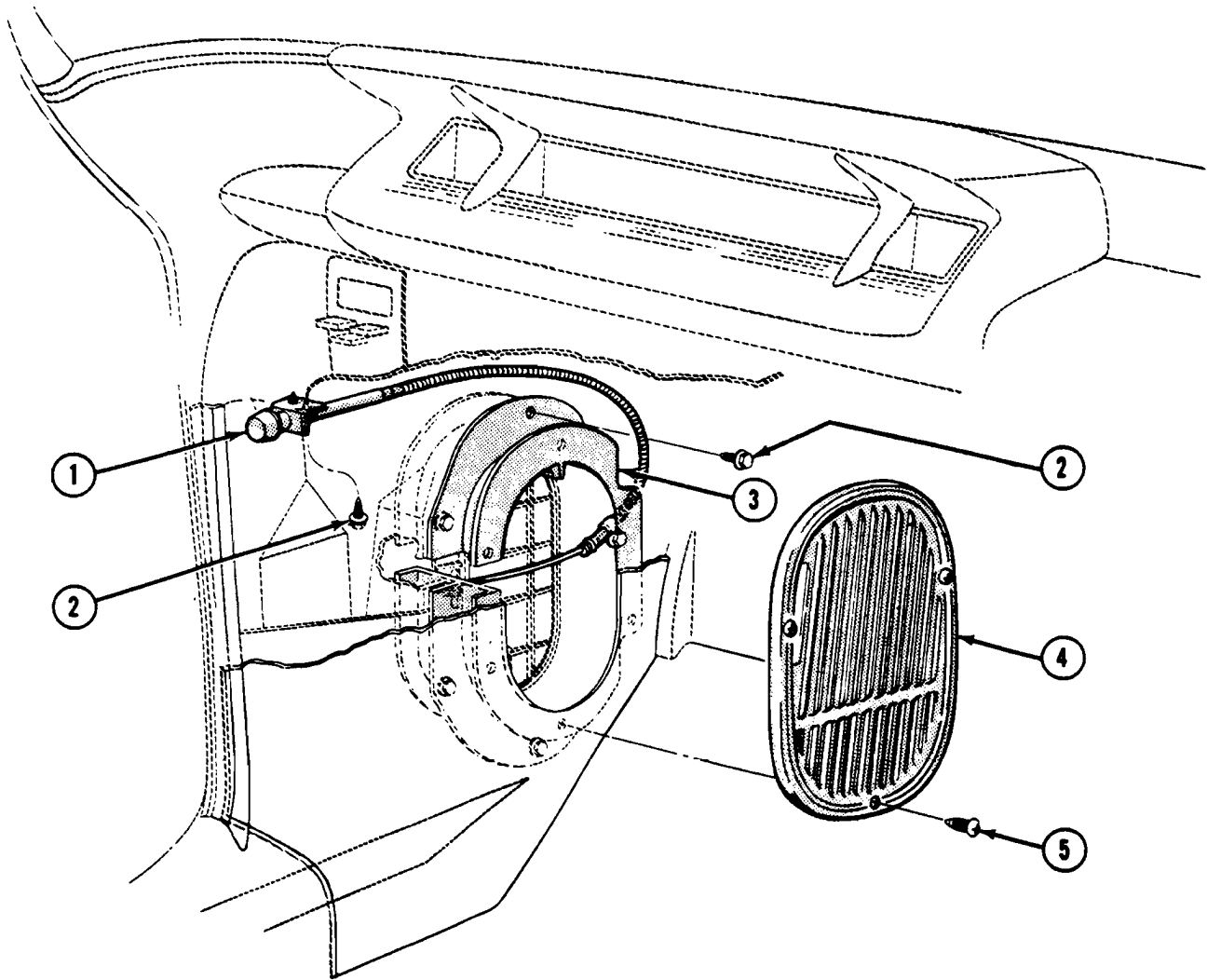
1961-62	21 All	heater	1	7279352
1961-62	All exc. 21	BEARING, heater case valve and seal	2	3150826
1961-62	All exc. 21	heater control shaft	1	3150822
1961-62	All exc. 21	BRACKET, heater control mtg.	1	7278401
1961	All exc. 21	BUTTON, heater control fan switch-w/M.C. heater	1	7277159
1961	21 All	CABLE ASSY., temp. control (53" long)	1	537588
1961-62	All exc. 21	temp. control	1	537326
1961	All exc. 21	heater and defroster valve-w/M.C. heater	1	540066
1962	21 All	temp. control	1	542562
1961-62	All exc. 21	CAM AND SUPPORT ASSY., heater control	1	3151092
1961-62	All exc. A.C.	CAP, heater cont. vacuum-w/P.B.C. heater	1	533856
1961-62	All exc. 21	CLAMP, heater control cable	AR	3150298
1961-62	All exc. 21	temp. cont. cable to dial housing-w/heater	AR	7268954
1961	All exc. 21 & Circulaire A.C.	air inlet valve-w/M.C. heater	1	3150298
1961-62	All exc. 21	CLIP, heater case control shaft	1	3150823
1961	All exc. 21 (9.281)	heater air inlet valve cable-w/M.C. heater	1	531182
1962	21 All	heater core and case valve retainer	1	3154032
1961	All 2 B.C.-4 B.C. exc. 21	ELBOW, heater hose to intake manifold	1	537381
1961	All 3/2 B.C.-A.C.		1	535901
1962	P/8-T/4		1	537381
1962	T/4 A.C.		1	541556
1961-62	All exc. 21	FILTER, cont. dial housing vacuum valve air-w/P.B.C. heater	1	7271063
1961	T/8	GASKET, heater hose nipple to manifold	1	540167
1962	T/8	heater hose nipple to manifold	1	579173
1961	T/4 exc. A.C.	NIPPLE, heater water hose to rad.	1	530234
1961-62	T/8	heater water hose	1	579594
1961-62	All	heater water hose to timing chain cover	1	532987
1961	P/8 3/2 B.C.	heater water hose to intake manifold	1	537382
1961-62	All exc. 21	RETAINER, heater case valve and seal bearing	1	3150983
1961-62	All exc. 21	cont. dial housing vacuum air filter-w/P.B.C. heater	1	7270237
1961	All Circulaire A.C.	RIVET, vacuum valve to control-nylon-w/M.C. heater	1	7271472
1961-62	21 All	heater blower switch to control-nylon	1	7271472
1961	All exc. 21	SCREW, heater control retainer-w/M.C. heater	1	7278880
1961	All (8.975)	heater cont. fan switch button-w/M.C. heater	1	173666
1961	All exc. 21	SHAFT ASSY., heater control valve operating (No. 6-32x1/8" set)	1	3150825
1962	21 All	heater core & case air valves	1	3153641
1962	21 All	SHAFT AND ARM ASSY., heater core & case air valves	1	3153639
1961-62	All Circulaire A.C.	SPRING, heater and air conditioning control push button anti-rattle-w/P.B.C. heater	1	7277615
1961-62	P/8	STATOR & ROTOR ASSY., heater control-w/P.B.C. heater	1	7274518
1961	All Circulaire A.C.	VALVE ASSY., manual heater vacuum	1	7277892
1961-62	All exc. 21	VALVE AND SEAL ASSY., heater control-diverter (6-1/4"x11-3/4")	1	3150830
1962	21 All	heater core & case air	1	3153655

8.890 UNDERHOOD AND TROUBLE LIGHT PARTS

1961-62	All exc. 21	BRACKET, underhood light switch mtg.	1	537011
1961-62	All exc. 21	LENS	1	521616
1961-62	2335-45, 2735 & H.D.C.	WIRE AND CONNECTOR ASSY., underhood light to switch	1	534304
1961-62	All exc. 21	under hood light	1	532394

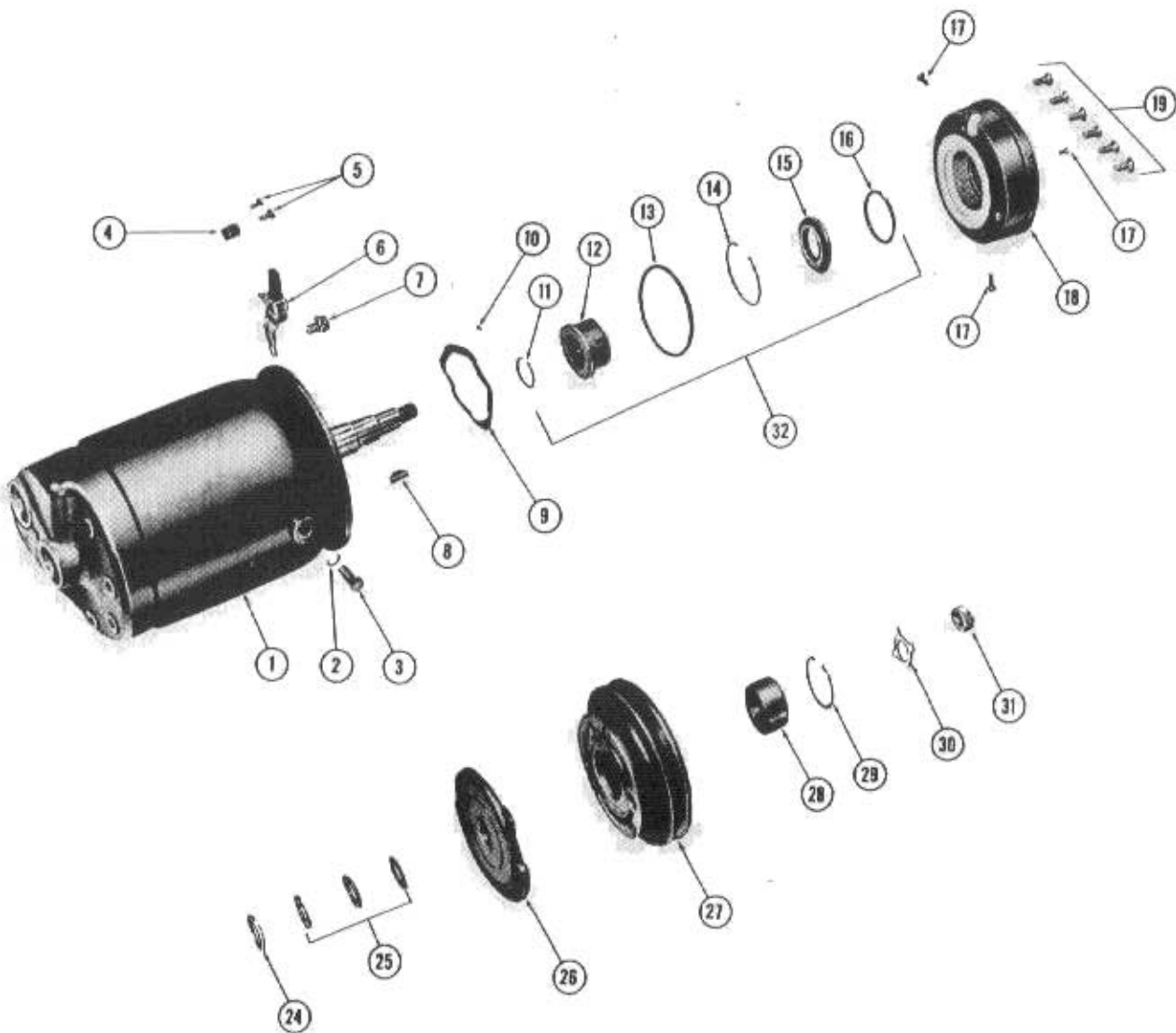
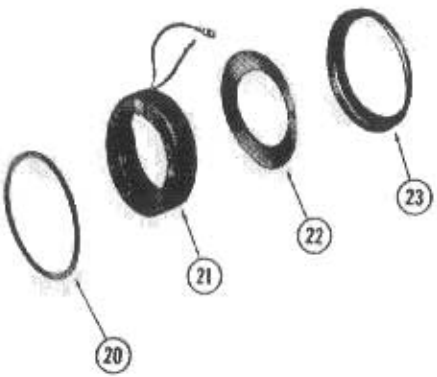
8.991 BULB, LIGHT

Year	Part Name	Type Base	Candle Power	Mfrs. No.	Part No.
1961-62	Air Conditioner Control Panel	S.C. Bayonet	2	57	273157
1961-62 25, 26, 27, 28, 29	Ammeter	Bayonet		1816	454626
1961-62	Ash Tray Lamp	S.C. Bayonet	1	53	131282
1961-62	Back Up Lamp	S.C. Bayonet	32	1073	454646
1962 2867,2947	Console Compt.	S.C. Bayonet	2	57	273157
1961 2345	Courtesy Lamp	S.C. Bayonet	6	90	142453
1961-62	Courtesy Lamp	S.C. Bayonet	6	89	142452



BODY AIR VENTILATION (TEMPEST SERIES)

KEY	PART NAME	GROUP NO.
1	KNOB ASS'Y, Air Vent Control	9.787
2	SCREW, Valve Body Ass'y to Air Ducts (#10-16 x 1/2")	8.977
3	VALVE BODY & SHAFT ASS'Y, Shroud Side Air Inlet—L.H.	9.789
4	GRILLE, Shroud Side Air Inlet Body Ventilation—L.H.	9.786
5	SCREW, Body Ventilation—Grille to Valve Body (7/8" Oval Hd. Cr. Rec. Tap.)	8.977

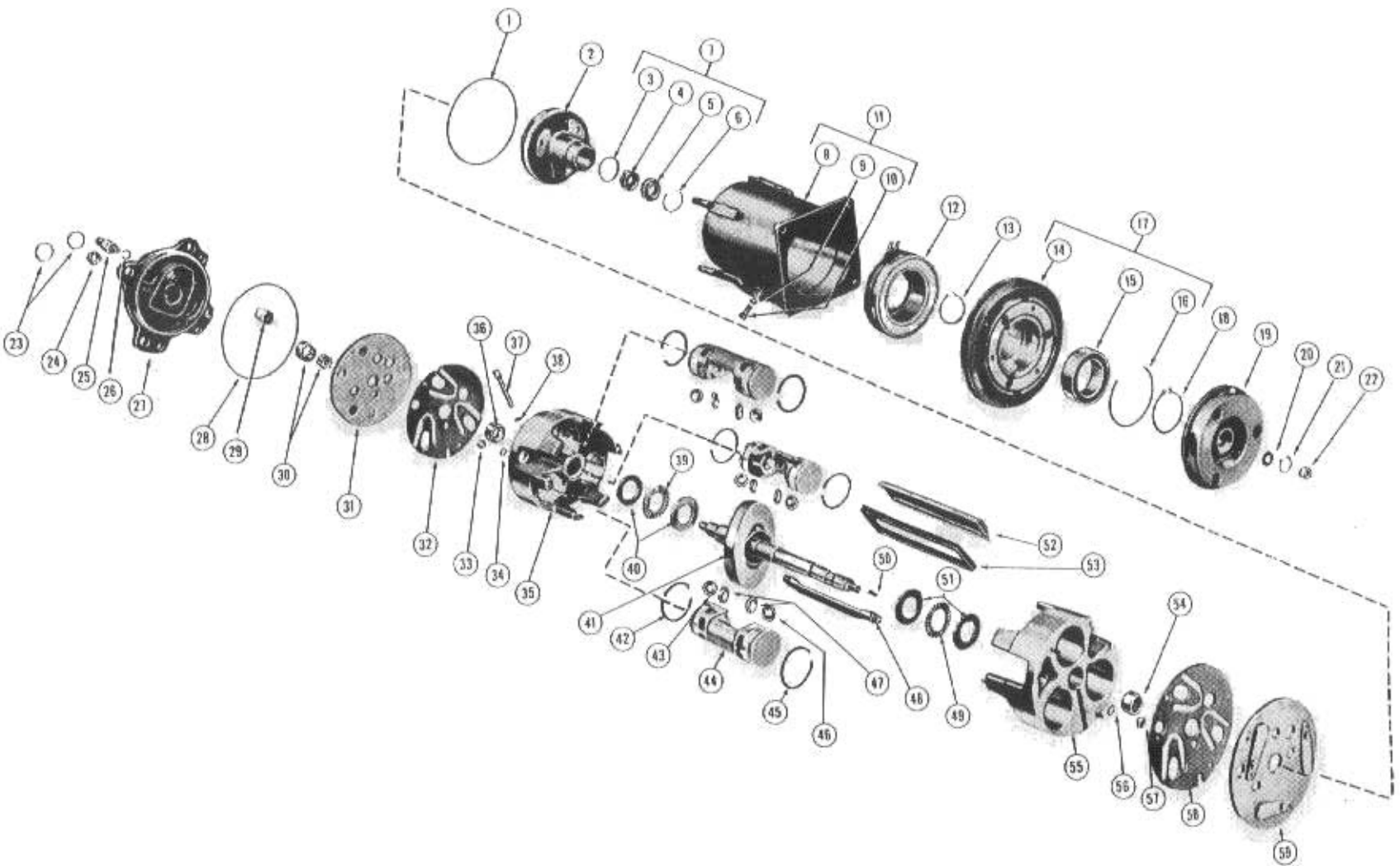


1961 AIR CONDITIONING COMPRESSOR CLUTCH PARTS

© 1961 PONTIAC MOTOR DIVISION, GENERAL MOTORS CORPORATION

1961 AIR CONDITIONING COMPRESSOR CLUTCH PARTS

KEY	PART NAME	GROUP NO.
1	COMPRESSOR ASS'Y	9.170
2	GASKET, Oil Test Valve Charging Connector	9.177
3	SCREW, Oil Test Valve Charging Connector	9.177
4	CLAMP, Clutch wires	9.186
5	SCREW & L/WASHER (#8-32 x 3/8" Hex. Hd. Machine)	N.S.
6	CLIP & TERMINAL, Clutch wire	9.186
7	SCREW (5/16"-24 x 1/2" Hex. Hd.)	8.900
8	KEY, Comp. Clutch to Shaft	9.188
9	WASHER, Comp. Oil Pump-wave	9.172
10	PIN, Comp. Shaft Seal Drive	9.175
11	SEAL, Retainer Ring	9.175
12	SEAL, (Rotating)	9.175
13	SEAL, Clutch Coil Hsg. to Pump "O" Ring	9.175
14	RING, Comp. Seal Seat Retainer	9.175
15	SEAL SEAT, (Stationary)	9.175
16	SEAL, Clutch Coil Hsg. "O" Ring	9.175
17	SCREWS	8.900
18	COIL & SEAL HOUSING (Part of 9.170 Compressor Ass'y)	N.S.
19	SCREWS, Comp. Seal Hsg. Ass'y	9.175
20	GASKET, Clutch Coil Insulator (Inner)	9.186
21	COIL, Clutch Actuating	9.186
22	GASKET, Clutch Coil Insulator (Outer)	9.186
23	RETAINER PKG., Comp. Clutch Coil	9.186
24	SPACER, Comp. Shaft Seal	9.175
25	SHIMS, PKG., Comp. Shaft	9.175
26	PLATE & HUB ASS'Y, Air Cond. Clutch Rotor	9.186
27	PULLEY & ARMATURE, Comp.	9.180
28	BEARING, Pulley	9.181
29	RING, Pulley Bearing Ret.	9.181
30	WASHER, Pulley Mounting—Lock	9.181
31	NUT, Pulley Mounting	9.181
32	SEAL PKG., Comp. Shaft (Consists of 11 thru 16)	9.175



1961-62 6-CYLINDER COMPRESSOR PARTS

© 1961 PONTIAC MOTOR DIVISION, GENERAL MOTORS CORPORATION

KEY	PART NAME	GROUP NO.
1	SEAL, "O" Ring	■ N.S.
2	HEAD, Compressor—Front	9.174
3	SEAL, "O" Ring	■ N.S.
4	SEAL, Shaft Oil	N.S.
5	SEAT, Oil Seal	N.S.
6	SNAP RING, Oil Seal Seat	★9.175
7	SEAL KIT, Shaft Oil	9.175
8	HOUSING, Compressor	N.S.
9	GASKET, Oil Fitting Screw	9.177
10	SCREW, Oil Fitting	9.177
11	HOUSING ASS'Y, Compressor	9.170
12	COIL, Clutch	9.186
13	SNAP RING, Coil	9.175
14	PULLEY, Compressor	N.S.
15	BEARING, Pulley	9.181
16	RING, Pulley Bearing Ret.	9.181
17	PULLEY ASS'Y, Compressor	9.180
18	SNAP RING, Bearing to Head Retainer	★9.181
19	PLATE ASS'Y, Clutch	9.188
20	SPACER, Clutch Hub	9.181
21	SNAP RING, Clutch Hub	★9.175
22	NUT, Shaft	◆9.181
23	"O" RING, Intake & Discharge Port	■9.240
24	NUT, Compressor Head	◆9.174
25	VALVE, Pressure Relief	9.178
26	GASKET, Pressure Relief	9.178
27	HEAD, Cylinder—Rear	9.174
28	"O" RING, Cylinder Head	■ N.S.
29	SCREEN, Suction	9.172
30	PUMP PKG., Comp. Oil	9.172
31	PLATE, Discharge Valve—Rear	9.172
32	REED, Suction Valve	9.172

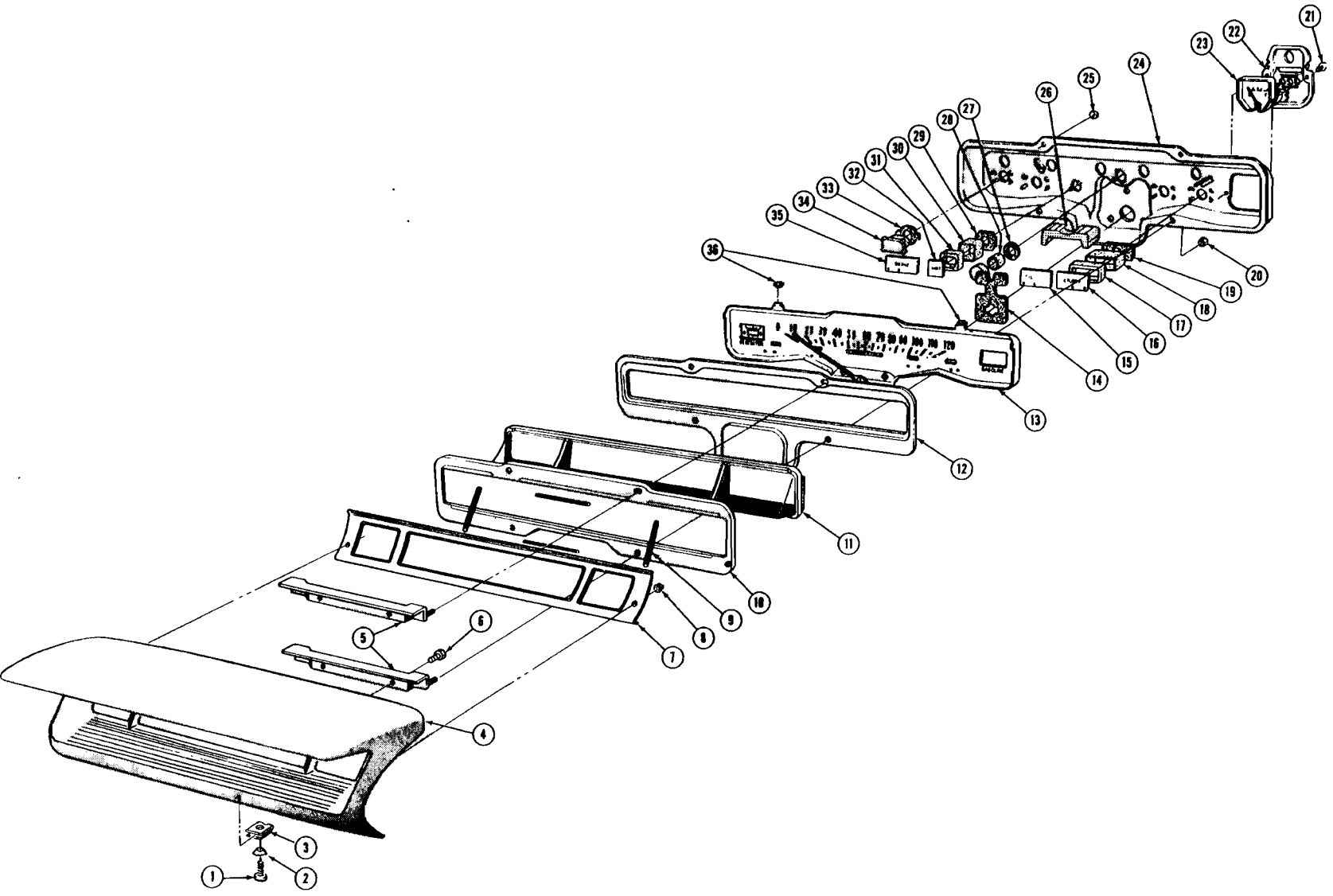
KEY	PART NAME	GROUP NO.
33	BUSHING, Discharge Tube	9.172
34	"O" RING, Discharge Tube	■ N.S.
35	CYLINDER (Front & Rear Unit—Includes No. 55)	9.170
36	BEARING, Shaft	9.172
37	TUBE, Oil Inlet	9.172
38	"O" RING, Oil Inlet Tube	■ N.S.
39	BEARING, Needle Thrust	9.172
40	RACE, Thrust Bearing	9.172
41	SHAFT ASS'Y, Drive (No. 50 Included)	9.170
42	RING, Piston	9.172
43	BALL, Piston Drive	9.172
44	PISTON	9.172
45	RING, Piston	9.172
46	BALL, Piston Drive	9.172
47	DISC, Shoe	9.172
48	TUBE, Discharge (No. 33 Included)	9.172
49	BEARING, Needle Thrust	9.172
50	KEY, Clutch Hub	9.188
51	RACE, Thrust Bearing	9.172
52	COVER, Suction Passage	9.172
53	SEAL, Suction Passage Cover	■ N.S.
54	BEARING, Shaft	9.172
55	CYLINDER (Front & Rear Unit—Includes No. 35)	9.170
56	"O" RING, Discharge Tube	■ N.S.
57	BUSHING, Discharge Tube	9.172
58	REED, Suction Valve	9.172
59	PLATE, Discharge Valve—Front	9.172

■ Parts Serviced in Compressor Overhaul Seal Pkg.—9.170

★ Parts Serviced in Snap Ring Pkg.—9.170

◆ Parts Serviced in Nut Pkg.—9.170

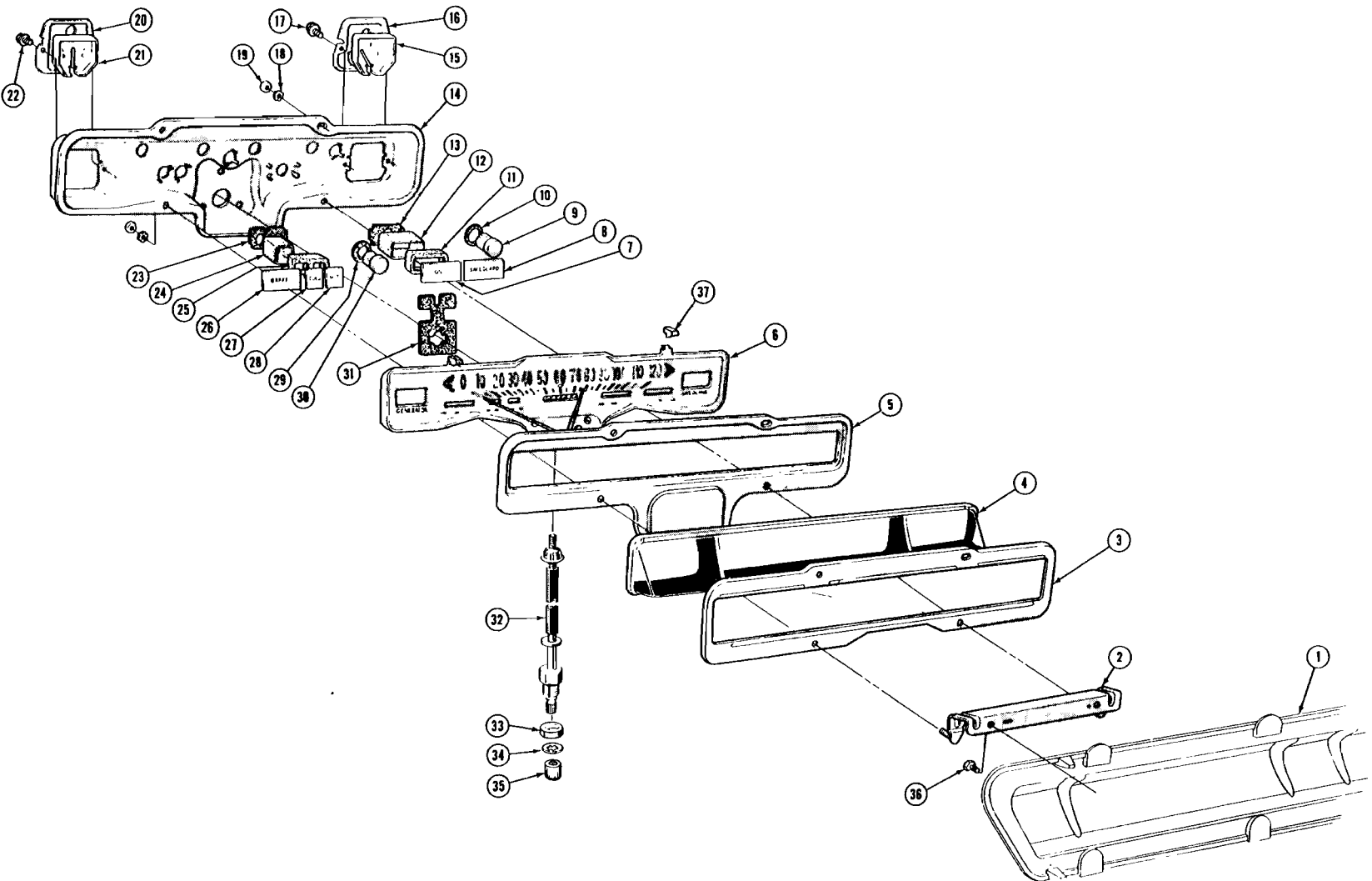
1961-62 6-CYLINDER COMPRESSOR PARTS



1961-62 TEMPEST INSTRUMENT CLUSTER

KEY	PART NAME	GROUP NO.
1	- SCREW, Cluster Bezel to Panel (10-12 x 5/8")	9.743
2	- LOCKWASHER (Tooth) No. 10)	8.932
3	- NUT, Cluster Bezel to Panel (Clip Type)	9.743
4	- BEZEL, Instrument Cluster	9.743
5	- RETAINER ASS'Y, Cluster to Bezel	9.743
6	- SCREW, Retainer to Bezel (1/4"-20 x 1/2")	N.S.
7	- BEAD, Cluster Bezel Opening	9.743
8	- NUT, Cluster Bezel Bead (1/8")	9.743
9	- FILLER, Cluster Opening Bead	9.743
10	- BEZEL, Instrument Cluster Instrument	9.743
11	- FACE, Instrument Cluster	9.743
12	- RETAINER ASS'Y, Instrument Cluster Face	9.743
13	- HEAD ASS'Y, Speedometer	4.339
14	- GASKET, Speedometer Dust	9.743
15	- FILTER, Oil Tell-Tale	9.743
16	- FILTER, Turn Tell-Tale	9.743
17	- BOOT, Turn Filter Sealing, Tell-Tale	9.743
18	- SLEEVE, Turn Tell-Tale	9.743
19	- GASKET, Turn Tell-Tale	9.743
20	- NUT, (10-24 Type G)	8.921
21	- SCREW, Gauge Mounting (8-18 x 1/4")	N.S.
22	- PLATE, Fuel Gauge Back	9.743
23	- GAUGE, Instrument Panel Fuel	3.108
24	- CASE ASS'Y, Instrument Cluster	9.743
25	- NUT, (10-24 Type G)	8.921
26	- FILTER, Odometer Light	9.743
27	- GASKET, Hi-Beam Tell-Tale	9.743
28	- CAP & SLEEVE ASS'Y, Hi-Beam Tell-Tale	9.743
29	- GASKET, Hot Tell-Tale	9.743
30	- SLEEVE, Hot Tell-Tale	9.743
31	- BOOT, Front-Hot, Filter Sealing	9.743
32	- FILTER, Hot Tell-Tale	9.743
33	- GASKET, Generator Tell-Tale	9.743
34	- CAP & SLEEVE ASS'Y, Generator Tell-Tale	9.743
35	- FILTER, Brake Tell-Tale	9.743
36	- SPACER, Cluster Dial	9.743

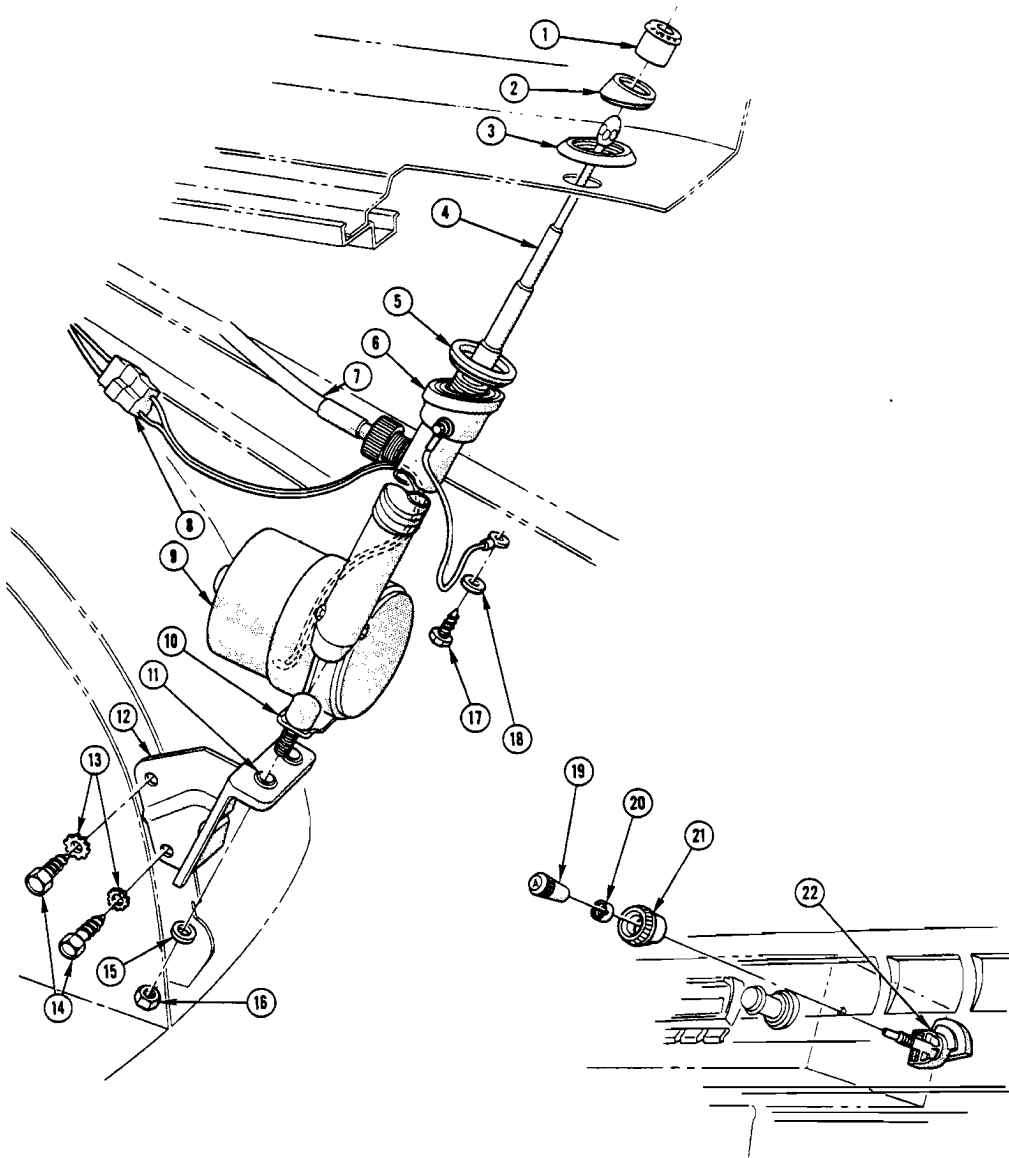
1961-62 TEMPEST INSTRUMENT CLUSTER



1961 PONTIAC INSTRUMENT CLUSTER PARTS (TYPICAL 1962)

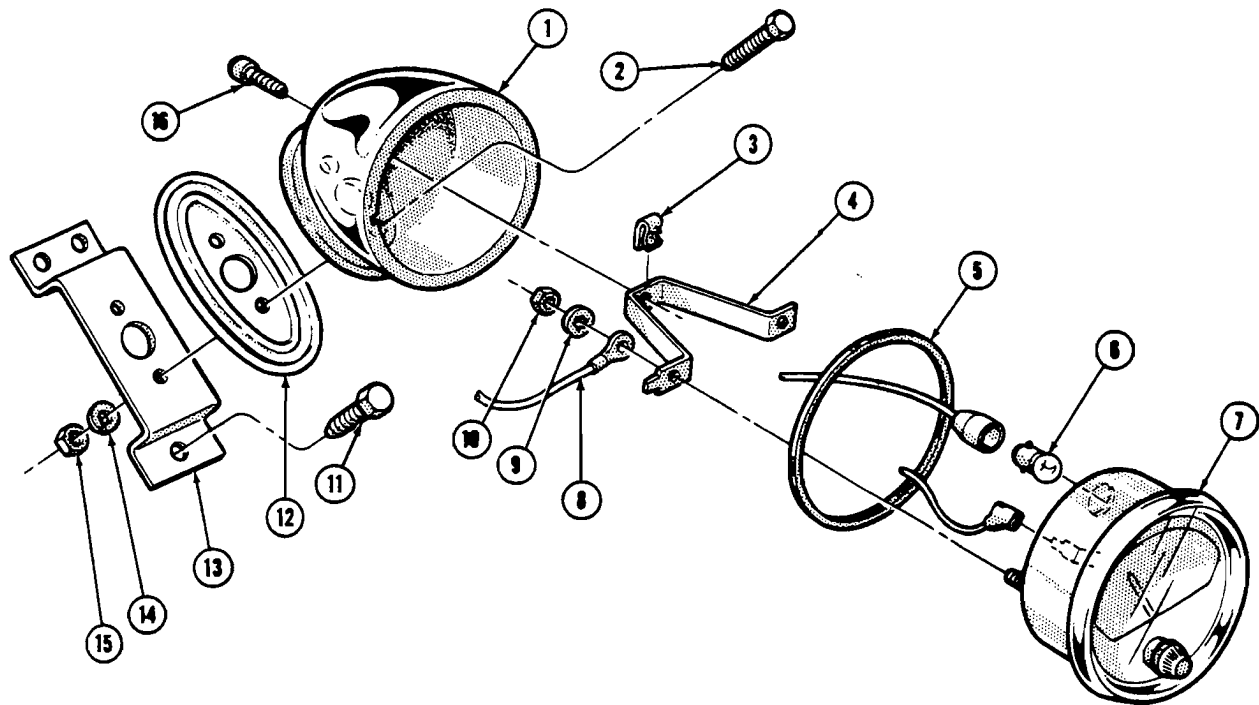
KEY	PART NAME	GROUP NO.
1	PLATE, Instrument Panel Finish	10.256
2	RETAINER ASS'Y, to Trim Plate	9.743
3	BEZEL, Instrument Cluster	9.743
4	FACE, Instrument Cluster	9.743
5	RETAINER ASS'Y, Instrument Cluster Face	9.743
6	HEAD ASS'Y, Speedometer	4.339
7	FILTER, Oil Tell-Tale	9.743
8	FILTER, Safeguard Tell-Tale	9.743
9	CAP & SLEEVE ASS'Y, Turn Signal Tell-Tale	9.743
10	GASKET, Directional Tell-Tale	9.743
11	BOOT, Oil Filter Sealing	9.743
12	SLEEVE, Oil Filter Tell-Tale	9.743
13	GASKET, Oil Filter Tell-Tale	9.743
14	CASE ASS'Y, Instrument Cluster	9.743
15	GAUGE, Instrument Panel Fuel	3.108
16	PLATE, Fuel Gauge Back	9.743
17	SCREW GAUGE MOUNTING (8-18 x 1/4")	N.S.
18	WASHER, Tooth Lock (No. 10)	8.932
19	NUT, (No. 10-24)	8.915
20	PLATE, Ammeter Back	9.743
21	AMMETER, Instrument Panel	2.515
22	SCREW, Gauge Mounting (8-18 x 1/4")	N.S.
23	GASKET, Hot-Cold, Tell-Tale	9.743
24	SLEEVE, Hot-Cold, Tell-Tale	9.743
25	BOOT, Hot-Cold, Tell-Tale Filter Sealing	9.743
26	FILTER, Brake Tell-Tale	9.743
27	FILTER, Hot Tell-Tale	9.743
28	FILTER, Cold Tell-Tale	9.743
29	GASKET, Hi-Beam Tell-Tale	9.743
30	CAP & SLEEVE ASS'Y, Hi-Beam Tell-Tale	9.743
31	GASKET, Speedometer Dust	9.743
32	CONTROL ASS'Y, Safeguard Speedometer	9.762
33	NUT, Control to Instrument Panel	9.762
34	LOCKWASHER (3/8")	8.932
35	KNOB, Safeguard Speedometer Control	9.762
36	SCREW, Retainer to Trim Plate (1/4"-20 x 1/2")	N.S.
37	SPACER, Cluster Dial	9.743

1961 PONTIAC INSTRUMENT CLUSTER PARTS (TYPICAL 1962)



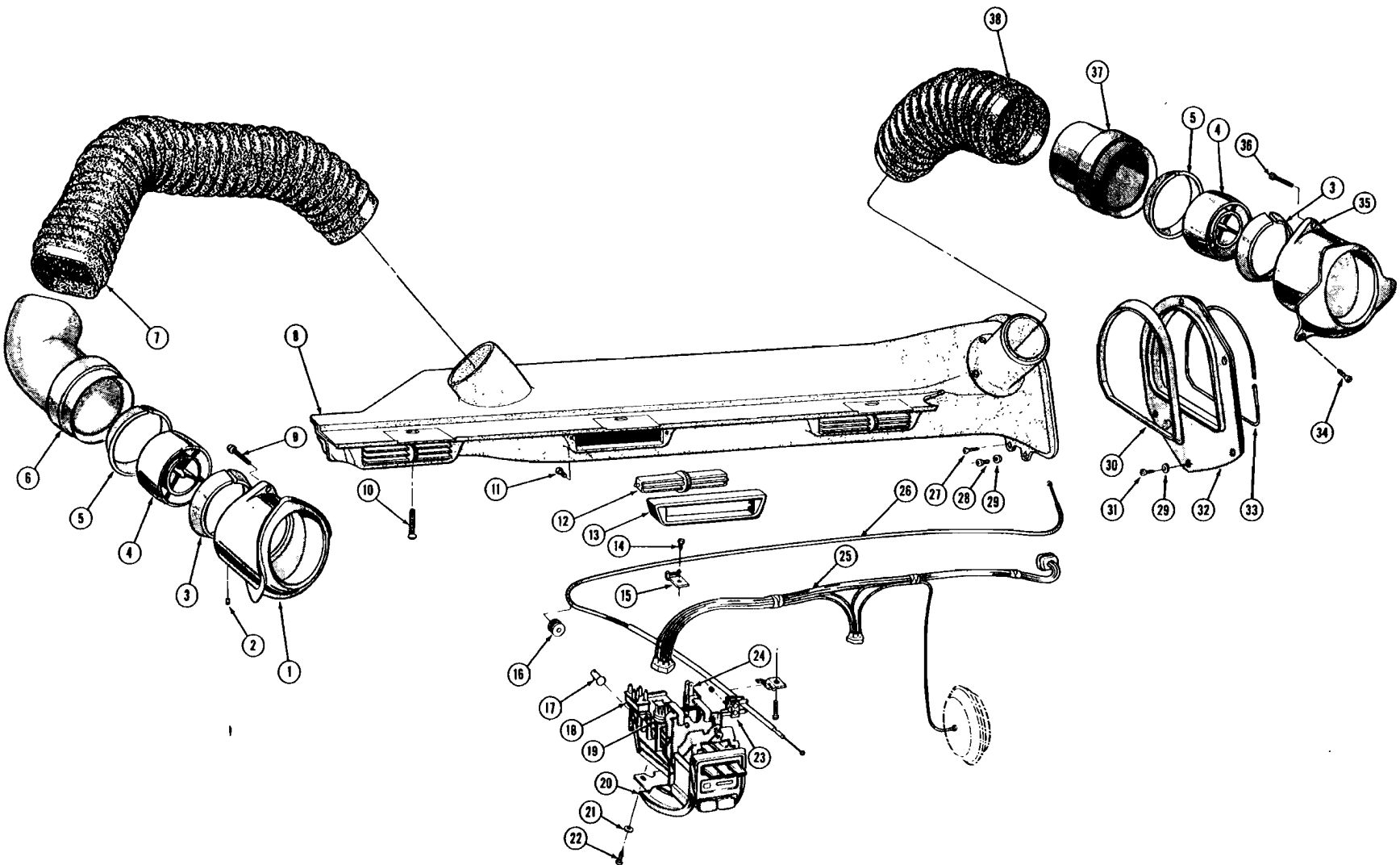
1962 POWER ANTENNA PARTS

KEY	PART NAME	GROUP NO.	KEY	PART NAME	GROUP NO.
1	NUT, Mtg., Upper Adapter.....	9.647	12	BRACKET, Antenna to Body.....	9.647
2	ADAPTER, to Rear Quarter Panel—Upper.....	9.647	13	LOCKWASHER (1/4").....	8.932
3	PAD, Mtg., Upper Adapter.....	9.647	14	SCREW (No. 14-10 x 5/8").....	8.977
4	MAST ASS'Y.....	9.647	15	WASHER (9/32" x 5/8").....	8.929
5	NUT, Lower Adapter.....	9.647	16	NUT (1/4"-28).....	8.915
6	ANTENNA ASS'Y, Electric (include 4-6-9).....	9.647	17	SCREW (No. 14-10 x 3/4").....	8.977
7	LEAD-IN ASS'Y, Antenna to Receiver.....	9.647	18	LOCKWASHER (1/4").....	8.932
8	WIRE ASS'Y, Motor to Switch.....	9.647	19	KNOB, Antenna Control.....	9.647
9	DRVE ASS'Y, Electric Antenna.....	9.647	20	NUT, Switch to Inst. Panel.....	9.647
10	BRACKET, Anti-Twist.....	9.647	21	BEZEL, Switch.....	9.647
11	GROMMET, Bracket to Body.....	9.647	22	SWITCH ASS'Y, Electric Antenna.....	9.647



1962 TACHOMETER PARTS

KEY	PART NAME	GROUP NO.
1	HOUSING, Tachometer	9.750
2	SCREW (1/4"-20 x 1 1/8")	8.900
3	NUT ("U" Shape)	N.S.
4	RETAINER, Head to Housing	9.750
5	GASKET, Head to Housing	9.750
6	BULB (No. 57)	8.991
7	HEAD ASS'Y, Tachometer	9.750
8	WIRE ASS'Y	9.750
9	LOCK WASHER (No. 10)	8.932
10	NUT (No. 10-32)	8.915
11	SCREW (No. 10-12 x 5/8" with sealer)	8.977
12	BRACKET, Tachometer to Floor Mtg. (3-spd. S.T.)	9.750
13	ESCUTCHEON, Tachometer (3-spd. S.T.)	9.750
14	LOCK WASHER (1/4" Med.)	8.931
15	NUT (1/4"-20)	8.916
16	SCREW, Housing Retainer to Housing	9.750



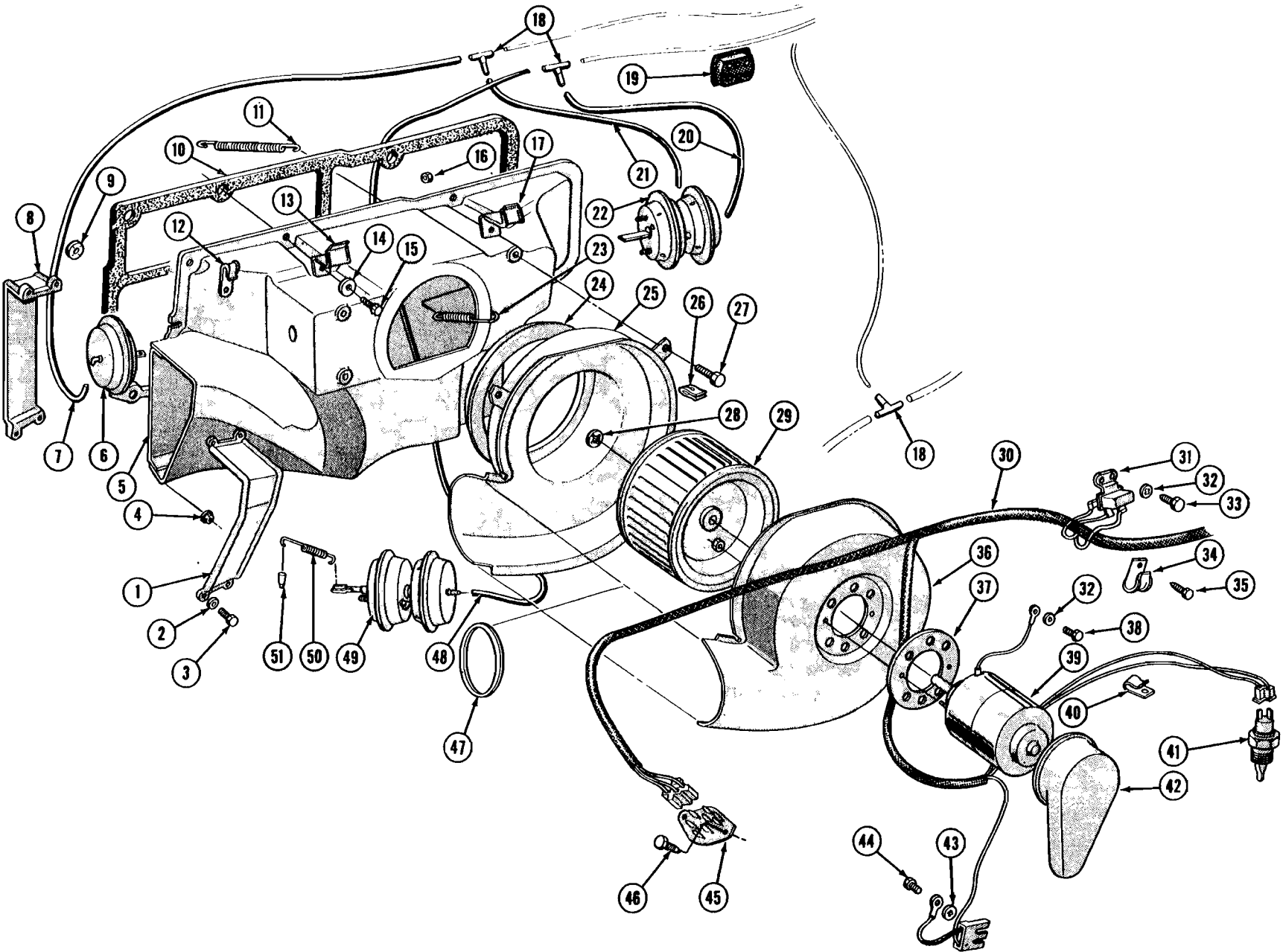
1962 CIRCULAIRE AIR COND.—AIR DISTRIBUTOR PARTS

1962 CIRCULAIRE AIR CONDITIONER—AIR DISTRIBUTOR PARTS

KEY	PART NAME	GROUP NO.
1	BEZEL, Air Outlet—L.H.	9.264
2	SCREW, Bezel (#8-32 x 3/16" Set)	8.975
3	FELT, Air Outlet Nozzle Bezel	9.264
4	NOZZLE, Air Outlet	9.264
5	FELT, Air Outlet Nozzle Retainer Ring	9.264
6	ADAPTER, Air Outlet Nozzle Retainer—L.H.	9.264
7	HOSE, Air Outlet Nozzle—L.H.	9.260
8	DUCT ASS'Y, Air Distributor	9.262
9	SCREW, L.H. Bezel to Inst. Panel (1/4"-20 x 1 3/4")	8.977
10	SCREW, Duct to Inst. Panel (#10-24 x 1 3/4")	N.S.
11	SCREW, Air Duct to Outlet (#8-32 x 1/2")	8.977
12	VALVE, Air Outlet	9.277
13	OUTLET, Distributor Duct Air	9.264
14	SCREW, Cable Clip to Dash (#10-12 x 5/8")	8.977
15	CLIP, Control Cable to Dash	N.S.
16	GROMMET, Control Cable thru Dash	9.775
17	BULB, Control Panel (#57)	8.991
18	SWITCH ASS'Y, Blower Motor	9.276
19	STATOR AND ROTOR ASS'Y, Control	9.279

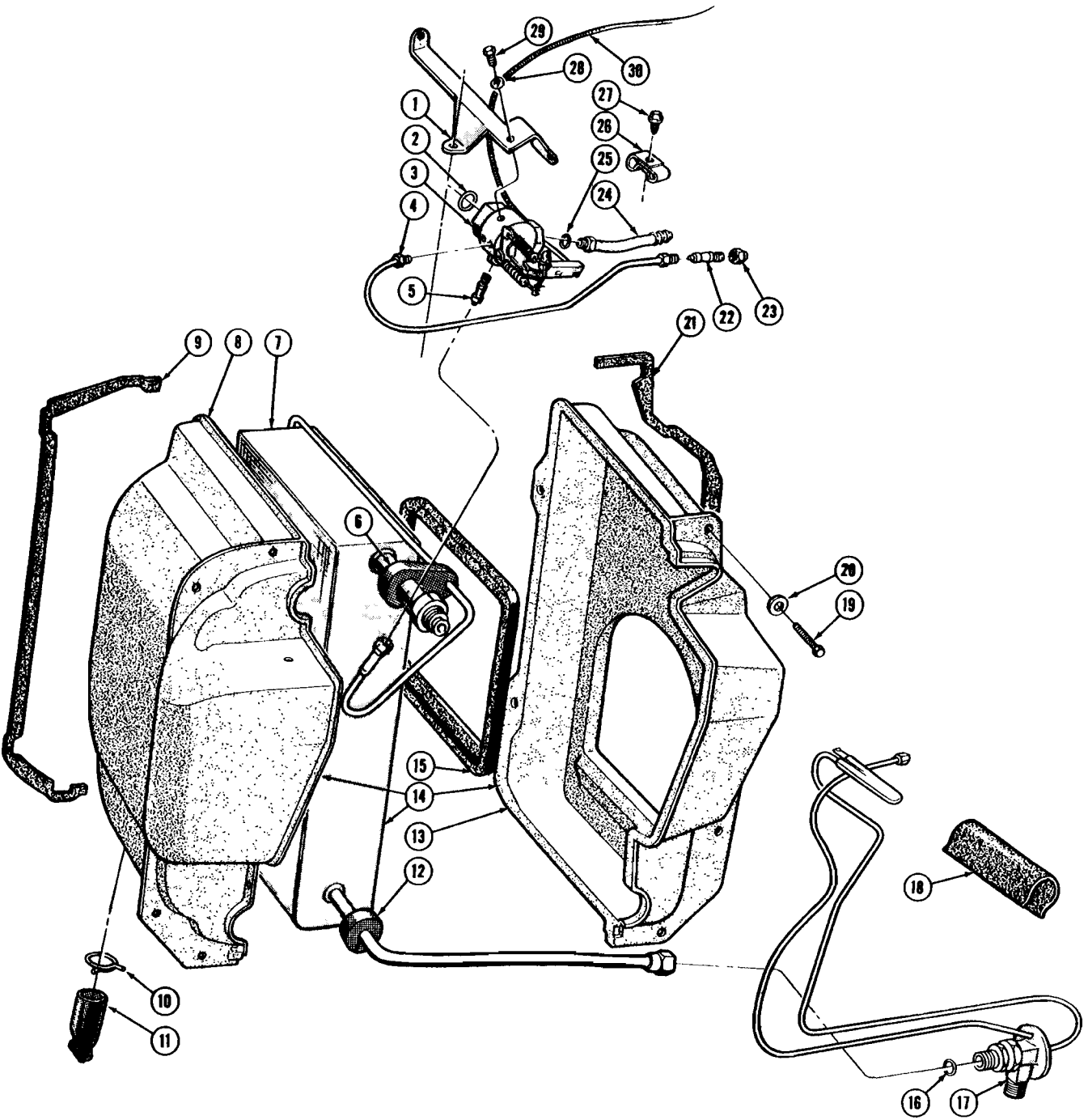
KEY	PART NAME	GROUP NO.
20	CONTROL ASS'Y	9.279
21	WASHER, Flat (7/32")	8.929
22	SCREW, Control to Inst. Panel (#10-12 x 5/8")	8.977
23	SWITCH ASS'Y, Relay Control	9.275
24	SWITCH ASS'Y, Clutch Control	9.275
25	HARNESS ASS'Y, Vacuum Hose	9.281
26	CABLE ASS'Y, Temp. Regulator Valve	9.281
27	SCREW, Retainer and Support (#10-16 x 7/8")	N.S.
28	SCREW, Shroud Side Foundation (#10-24 x 5/8")	8.977
29	WASHER, Flat (#10)	8.929
30	SEAL, Air Distributor to Shroud Retainer	9.262
31	SCREW, Retainer and Support (#8-15 x 3/4")	8.977
32	RETAINER AND SUPPORT ASS'Y, Air Distributor Duct	9.262
33	BEAD, Sealing	N.S.
34	SCREW, Bezel to Inst. Panel (#10-24 x 5/8")	8.977
35	BEZEL, Air Outlet—R.H.	9.264
36	SCREW, R.H. Bezel to Inst. Panel (1/4"-20 x 1")	8.977
37	ADAPTER, Air Outlet Nozzle Retainer—R.H.	9.264
38	HOSE, Air Outlet Nozzle—R.H.	9.264

1962 CIRCULAIRE AIR COND - AIR SYSTEM PARTS



1962 CIRCULAIRE AIR CONDITIONER-AIR SYSTEM PARTS

KEY	PART NAME	GROUP NO.	KEY	PART NAME	GROUP NO.
1	SLEEVE, Blower Duct to Evap.—Front	9.215	26	CLIP, Impeller Balancing	N.S.
2	WASHER, Flat (#10)	8.929	27	SCREW, Case to Inlet Duct (1/4"-20 x 5/8")	N.S.
3	SCREW, Hex. Hd. Tapping (#10-24 x 3/4")	N.S.	28	NUT, Blower Impeller to Motor	9.215
4	NUT, Core Studs (1/4"-20 Type G)	8.921	29	IMPELLER, Blower	8.857
5	DUCT ASS'Y, Blower Inlet	9.215	30	NUT, Blower Motor to Case (#8-32)	8.915
6	DIAPHRAGM, Air Inlet Duct—Outside Air Valve	9.281	31	RELAY ASS'Y, Master	9.275
7	HOSE, Vacuum (Part of Vacuum Hose Harness)	N.S.	32	WASHER, Int. Tooth Lock (1/4")	8.932
8	SLEEVE, Blower Duct to Evap.—Rear	9.215	33	SCREW, Relay to Dash (#14-10 x 1/2")	8.977
9	NUT, Heater Core to Dash (1/4"-20 Spring Type)	N.S.	34	CLIP, Main Wire Harness to Dash	N.S.
10	GASKET, Air Inlet Duct to Dash	9.250	35	SCREW, Wire Harness to Dash (#14-10 x 3/4")	8.977
11	SPRING, Inside Air Valve Diaphragm Return	9.281	36	CASE ASS'Y, Blower—Motor Half	9.215
12	CLIP, Control Cable to Duct	N.S.	37	GASKET, Blower Motor to Case	9.215
13	CLIP, Vacuum Hose Retainer	9.281	38	SCREW, Ground Wire and Clip to Dash	N.S.
14	SCREW, Clip to Dash (1/4"-14 x 1 1/4")	N.S.	39	MOTOR ASS'Y, Blower	9.215
15	WASHER, Flat (5/16")	8.929	40	CLIP, Compressor Clutch Wire	N.S.
16	NUT, Air Valve Diaphragm	9.281	41	SWITCH, Engine Water Temperature	1.150
17	CLIP, Vacuum Hose Retainer	9.281	42	SHIELD, Blower Motor Protective	9.215
18	TEE, Vacuum Hose Harness	9.281	43	WASHER, Int. Tooth (5/16")	8.932
19	GROMMET, Accessory Wires—Thru Dash	2.482	44	BOLT, Ground Wire to Comp. (5/16"-24 x 1/2")	N.S.
20	HOSE, Vacuum (Part of Vacuum Hose Harness)	N.S.	45	RESISTOR ASS'Y, Blower Motor	9.275
21	HOSE, Vacuum (Part of Vacuum Hose Harness)	N.S.	46	SCREW, Resistor to Case (#10-12 x 5/8")	8.977
22	DIAPHRAGM, Air Inlet Duct—Inside Air Valve	9.281	47	BEAD, Blower Air Inlet Duct Sealing	N.S.
23	SPRING, Outside Air Valve Diaphragm Return	9.281	48	HOSE, Selector Air Valve Partial Travel Vacuum	9.281
24	SEAL, Blower to Air Inlet Duct	8.857	49	DIAPHRAGM, Air Inlet Duct—Selector Air Valve	9.281
25	CASE ASS'Y, Blower—Inlet Half	9.215	50	SPRING, Blower Inlet Duct Selector Return	9.281
			51	CLIP, Air Inlet Valve Diaphragm Link	9.786



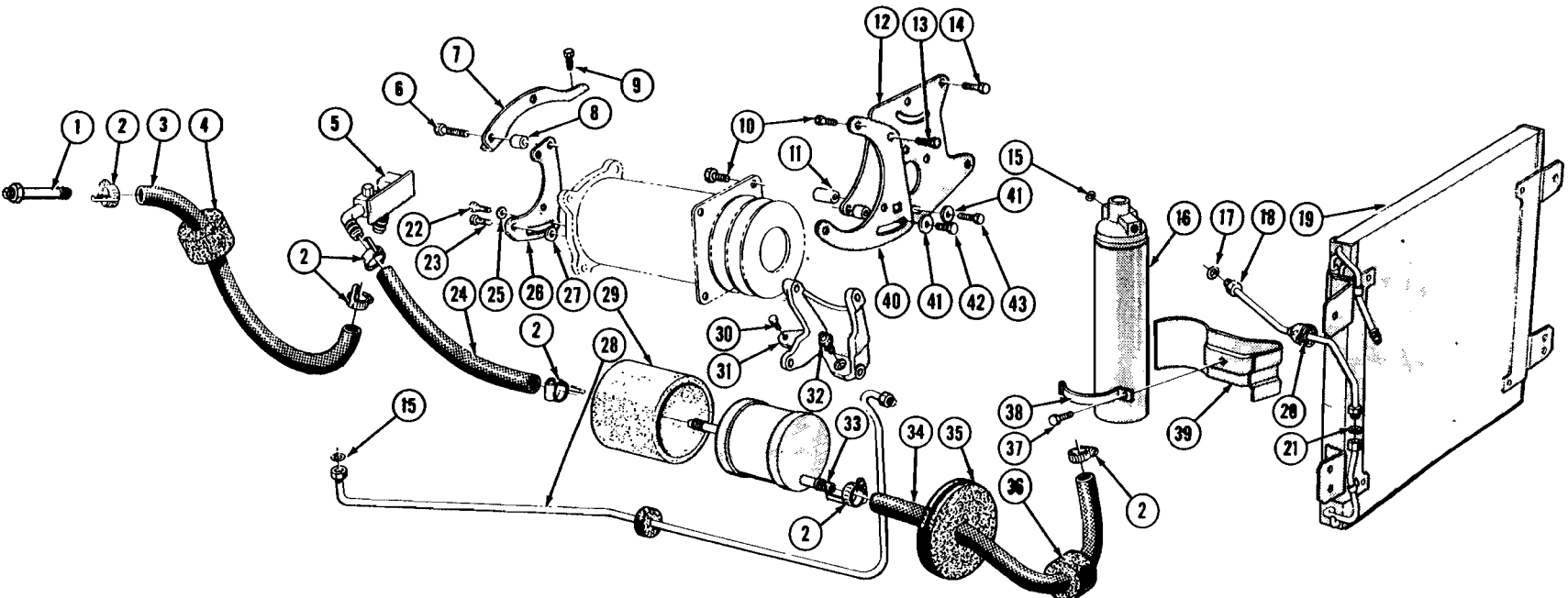
1962 CIRCULAIRE AIR COND.—CASE AND CORE PARTS

© 1961 PONTIAC MOTOR DIVISION, GENERAL MOTORS CORPORATION

1962 CIRCULAIRE AIR CONDITIONER—CASE AND CORE PARTS

© 1961 PONTIAC MOTOR DIVISION, GENERAL MOTORS CORPORATION

KEY	PART NAME	GROUP NO.
1	BRACKET, Temp. Reg. Valve Mtg.	9.198
2	GASKET, Evap. Outlet to Temp. Reg. Valve (3/4" O.D.)	9.211
3	VALVE ASS'Y, Temp. Reg. (Suction Throttling)	9.198
4	TUBE ASS'Y, Temp. Reg. Valve to Freon Test	9.229
5	VALVE ASS'Y, Liquid Bleed	N.S.
6	GROMMET, Evaporator Outlet Pipe	9.775
7	CORE ASS'Y, Evaporator—w/Pipes	9.210
8	CASE, Evaporator—Outer	9.211
9	GASKET, Evap. Case to Dash—Outer	9.211
10	CLAMP, Evap. Case Drain Tube	9.211
11	TUBE ASS'Y, Evaporator Drain	9.211
12	GROMMET, Evaporator Inlet Pipe	9.775
13	CASE, Evaporator—Inner	9.211
14	CORE AND CASE ASS'Y, Evaporator (w/Fittings)	9.210
15	SEAL, Evaporator Core to Case	9.211
16	GASKET, Evap. Hose to Valve (1/2" O.D.)	9.214
17	VALVE, Thermostatic Expansion	9.213
18	INSULATION, Expansion Valve Bulb	9.213
19	SCREW, Case to Dash (1/4"-20 x 1")	8.977
20	WASHER, Case to Dash (5/16")	8.929
21	GASKET, Evap. Case to Dash—Inner	9.211
22	VALVE ASS'Y, Temp. Reg. Valve to Freon Charging Tube—Schrader	9.210
23	CAP, Temp. Reg. Valve to Freon Charging Tube	9.226
24	TUBE ASS'Y, Temp. Reg. Valve to Comp. Suction Hose	9.229
25	GASKET, Suction Tube to Temp. Reg. Valve (5/8" O.D.)	9.211
26	CLAMP, Freon Tube	9.220
27	SCREW, Clamp (#10-16 x 1/2")	8.977
28	WASHER, Valve to Mtg. Bracket (1/4" Int.)	8.932
29	BOLT, Valve to Mtg. Bracket (1/4"-20 x 3/8")	N.S.
30	CABLE, Temp. Reg. Valve (68 1/2" Long)	9.281



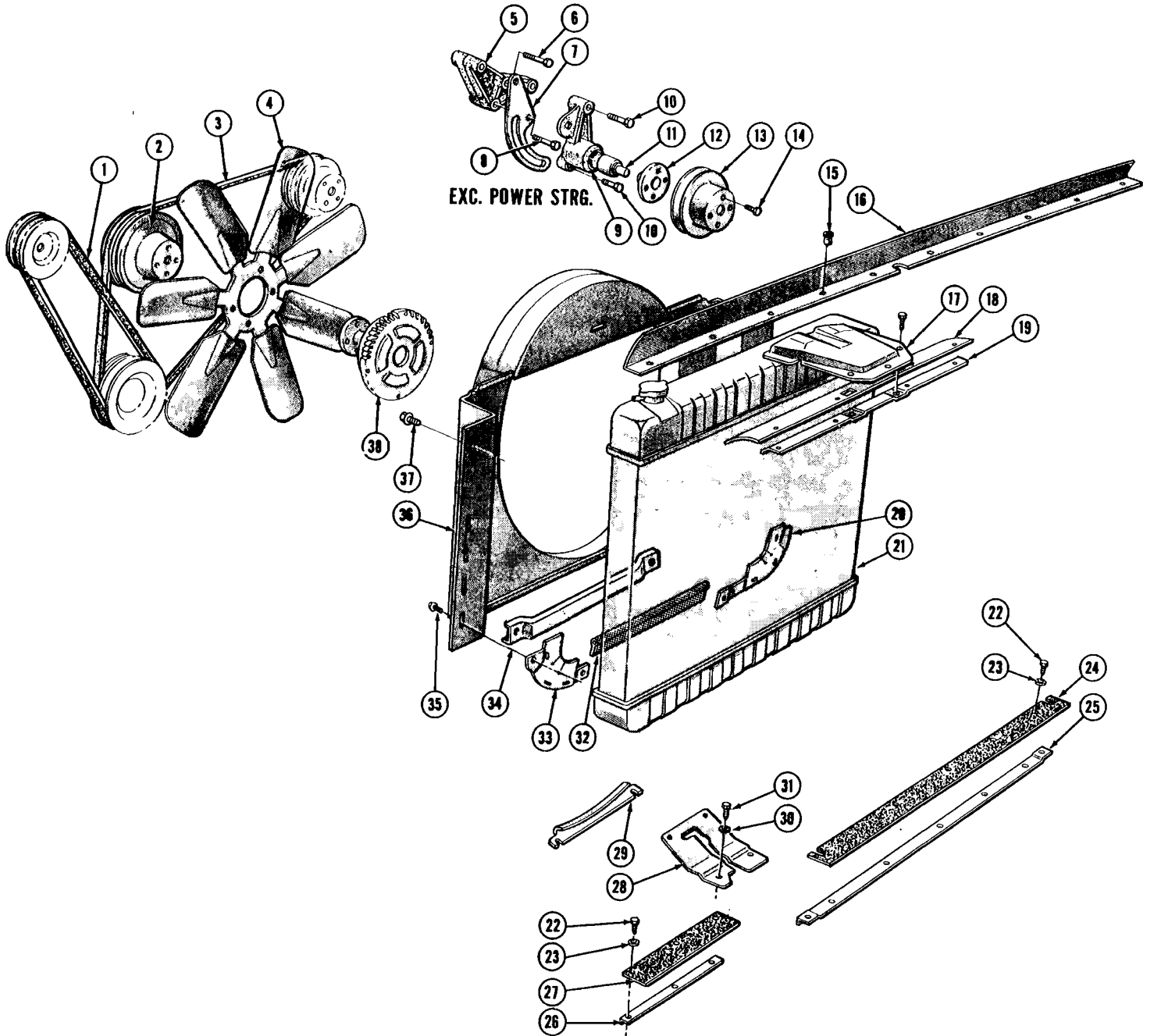
1962 CIRCULAIRE AIR COND.-REFRIGERATION PARTS

1962 CIRCULAIRE AIR CONDITIONER-REFRIGERATION PARTS

KEY	PART NAME	GROUP NO.
1	TUBE ASS'Y, Temp. Reg. Valve to Suction Hose	9.229
2	CLAMP, Freon Hose	9.242
3	HOSE, Evaporator to Compressor (30")	9.229
4	SPACER, Freon Suction Hose	9.242
5	FITTING, Compressor	9.226
6	BOLT, Rear Mtg. Plate to Brkt. ($\frac{3}{8}$ "-16 x $1\frac{1}{2}$ ")	8.900
7	BRACE, Compressor-Rear	9.171
8	SPACER, Rear Brace to Rear Plate	9.171
9	BOLT, Rear Supt. Brace to Intake Mfld. ($\frac{3}{8}$ "-16 x $\frac{5}{8}$ ")	9.171
10	BOLT, Comp. to Frt. Mtg. Plate	9.173
11	SPACER, Comp. Brkt. to Cyl. Head	9.171
12	SUPPORT, Comp. Mtg. Bracket	9.171
13	BOLT, Comp. Frt. Mtg. Plate to Brkt. ($\frac{3}{8}$ "-16 x $\frac{7}{8}$ ")	8.900
14	BOLT, Comp. Mounting ($\frac{3}{8}$ "-16 x 1")	9.173
15	GASKET, Liquid Tube	9.211
16	RECEIVER ASS'Y, Refrigerant	9.195
17	GASKET, Condenser to Liquid Indicator ($\frac{3}{8}$ " O.D.)	9.211
18	TUBE ASS'Y, Receiver to Condenser	9.231
19	CONDENSER ASS'Y, Refrigerant	9.190
20	GROMMET, Liquid Indicator & Evaporator Tube	9.775
21	GASKET, Condenser to Liquid Indicator ($\frac{3}{8}$ " O.D.)	9.211

KEY	PART NAME	GROUP NO.
22	BOLT, Comp. Rear Mtg. Plate to Brkt. ($\frac{3}{8}$ "-16 x $\frac{7}{8}$ ")	8.900
23	BOLT, Comp. to Rear Mtg. Plate ($\frac{3}{8}$ "-16 x $1\frac{1}{4}$ ")	9.171
24	HOSE, Comp. Discharge Freon-Rear	9.225
25	WASHER, Comp. Mtg. Plate to Brkt.	9.180
26	PLATE, Comp. Mtg.-Rear	9.171
27	SPACER, Rear Mtg. Plate	9.171
28	TUBE ASS'Y, Receiver to Evaporator	9.231
29	BUMPER, Discharge Hose Muffler	9.225
30	BOLT, Cyl. Head ($\frac{1}{2}$ "-13 x $4\frac{5}{8}$ ")	0.293
31	BRACKET, Comp. Mtg.	9.171
32	BOLT, Cyl. Head & Comp. Rear Mtg.	0.293
33	MUFFLER ASS'Y, Discharge Hose	9.225
34	HOSE, Comp. Discharge Freon-Front	9.225
35	GROMMET, Comp. Discharge Hose-Thru Baffle	9.775
36	SPACER, Discharge Hose	9.242
37	SCREW, Support Clamp-Washer Face ($\frac{5}{16}$ "-18 x $\frac{3}{4}$ ")	N.S.
38	CLAMP, Receiver Support	9.206
39	SUPPORT, Receiver	9.206
40	PLATE, Comp. Mtg.-Front	9.171
41	WASHER, Comp. Frt. & Rear Mtg. Plate	9.180
42	BOLT, Comp. Frt. Mtg. Plate to Brkt. ($\frac{3}{8}$ "-16 x 2")	8.900
43	BOLT, Comp. Frt. Mtg. Brkt. ($\frac{3}{8}$ "-16 x 3")	8.900

1962 CIRCULAIRE AIR COND.-COOLING PARTS



1962 CIRCULAIRE AIR CONDITIONER—COOLING PARTS

KEY	PART NAME	GROUP NO.
1	BELT, Compressor Drive	1.066
2	PULLEY, Double Groove	1.062
3	BELT, Water Pump, Fan & Idler Pulley	1.066
4	FAN, Engine (7 Blades)	1.064
5	BRACKET, Idler Pulley Mtg.	9.180
6	BOLT, Brkt. to Cyl. Head ($\frac{3}{8}$ "-16 x 3")	8.900
7	PLATE, Idler Pulley Adj.	9.180
8	BOLT, Brkt. to Cyl. Head ($\frac{3}{8}$ "-16 x $\frac{3}{4}$ ")	8.900
9	BRACKET, Idler Pulley Adj.	9.180
10	BOLT, Idler Pulley Brkt. to Adj. Plate ($\frac{3}{8}$ "-16 x 1")	9.180
11	SHAFT & BEARING, Idler Pulley	9.180
12	HUB, Idler Pulley	9.180
13	PULLEY, Belt Idler	9.180
14	BOLT, to Hub ($\frac{5}{16}$ "-24 x $\frac{5}{8}$ ")	8.900
15	FASTENER, Rad. Supt. to Fender Brace Seal	1.274
16	SEAL, Rad. Supt. Fender Brace	1.274
17	SHIELD, Rod Fan Top	1.277
18	SEAL, Rad. Supt. Fender Brace to Rad.	1.274
19	RETAINER, Rad. Supt. Fender Brace to Rad. Seal	1.274

KEY	PART NAME	GROUP NO.
20	SHIELD ASS'Y, Rad. Supt. to Rad.—L.H.	1.274
21	RADIATOR ASS'Y	1.219
22	SCREW (#10-12 x $\frac{5}{8}$ ")	8.977
23	WASHER, Rad. Splash Apron	1.274
24	SEAL, Rad. Splash Apron	1.274
25	RETAINER, Rad. Splash Apron Seal	1.274
26	RETAINER, Rad. Baffle Outer Seal	1.274
27	SEAL, Rad. Baffle Frt. Bumper—Outer	1.274
28	SEAL, Rad. Baffle Frt. Bumper—Inner	1.274
29	GUARD, Discharge Hose Lwr. Grille Panel	9.225
30	WASHER, Rad. Splash Apron	1.274
31	SCREW, to Splash Apron (#10-12 x $\frac{3}{4}$ ")	8.977
32	SEAL, Rad. Supt. to Rad.—Inner	1.274
33	SHIELD ASS'Y, Rad. Supt. to Rad.—R.H.	1.274
34	RETAINER, Rad. Supt. to Rad. Inner Seal	1.274
35	SCREW, Rad. to Rad. Supt. ($\frac{5}{16}$ "-18 x $\frac{3}{4}$ ")	1.219
36	SHROUD, Rad. Fan	1.277
37	SCREW, Rad. to Rad. Supt. ($\frac{5}{16}$ "-18 x $\frac{3}{4}$ ")	1.219
38	CLUTCH ASS'Y, Engine Fan	1.050

YEAR	MODEL	PART NAME	PART NO.	PER CAR	PART NO.
------	-------	-----------	----------	---------	----------

9.008 BOLT, BODY HOLD DOWN

1961-62	All exc. 21	1-body bolt		4	537583
1961-62	All exc. 21 & H.D.C.	2-3-4-5-6 body bolt		10	538822
1961-62	All exc. 21 & H.D.C.	8-9-body bolt		4	533532
1961-62	All H.D.C.	2-3-4 body bolt		6	538822
1961	2335-45-67, 2735, 2867	7-body bolt		2	537583
1962	2367, 2867	7-body bolt		2	537583

9.011 WASHER, BODY BOLT

1961-62	All exc. 21 (1.274)	(15/32" LD,x1-5/8" O.D.)	AR		1310521
---------	---------------------	--------------------------	----	--	---------

9.023 CUSHION-INSULATOR-PLATE-RETAINER SHIM, BODY TO FRAME

1961-62	21 All	CUSHION, body rear mtg.	Inner	4	6257616
1961-62	21 All		Upper Outer	2	763886
1961-62	21 All		Lower Outer	2	763888
1961-62	All exc. 21 & H.D.C.	INSULATOR, 1-7-8-9 body bolt		10	538823
1961-62	All exc. 21, 2367 & H.D.C.	2-3-4-5-6 body bolt		10	538823
1961-62	2367, 2867	2-3-4-5-6 body bolt	(1-7/8" O.D.)	10	538825
1961-62	All H.D.C.	1 body bolt		4	538823
1961-62	All H.D.C.	2-3-4 body bolt		6	538825
1961-62	All exc. 21, 2367, 2867 & H.D.C.	INSULATOR ASSY., includes plate and spacer,			
		1-7-8-9 body bolt		10	538826
1961-62	2367, 2867	1-7-8-9 body bolt		10	538827
1961-62	All exc. 21, 2367, 2867 & H.D.C.	2-3-4-5-6 body bolt		10	538828
1961-62	2367, 2867	2-3-4-5-6 body bolt	(2-1/4" O.D.)	10	538829
1961-62	All H.D.C.	1 body bolt		4	538827
1961-62	All H.D.C.	2-3-4 body bolt		6	538829
1961-62	21 All	PLATE, body rear mtg. inner cushion retainer		2	6257775
1961-62	21 All	RETAINER ASSY., body rear mtg. inner cushion		4	6257575
1961	All exc. 21	SHIM, 1-7-8-9 body bolt	(.060)	AR	538831
1961	All exc. 21	2-3-6 body bolt	(.060)	AR	538836
1961-62	21 All	SPACER, body rear mtg. lower outer cushion		2	6257639
1961-62	21 All	SEAT, body mtg. lower outer cushion		2	6256392

9.038 PLATE, STEERING COLUMN AND PEDAL

1961-62	All S.T. exc. 21	strg. col. opening cover		1	538413
1961-62	All H.T.	strg. col. opening cover		1	538423
1961-62	21 All A.T.	COVER, clutch control rod hole		1	539699
1961-62	All exc. 21	INSERT, strg. col. opening cover		1	538571
1961-62	All exc. 21	SEAL, strg. column		1	529096
1961-62	21 All		(2-1/2" O.D.)	1	540592
1961	All exc. 21 (8.147)	WASHER, strg. col. opening cover plate to toe pan		6	514084

9.039 RETAINER, STEERING COLUMN SEAL

1961-62	All exc. 21			1	538412
---------	-------------	--	--	---	--------

9.045 GROMMET, STEERING COLUMN TOE PAN

1961-62	All exc. 21			1	537103
1961-62	21 All			1	539612

9.127 ANTI-SQUEAK, COWL LEDGE

1961-62	All exc. 21	1	4808728
1961-62	21 All	1	536999

9.128 CLIP, SHROUD HOOD LEDGE LACING

1961-62	All exc. 21	10	3767720
---------	-------------	-------	----	---------

9.131 BRACE ASSY., INSTRUMENT PANEL TO DASH

1961-62	All exc. 21	1	537446
1961	21 All	1	579620
1961-62	All exc. 21	3	558512
1961-62	21 All (8.147)	2	514084

9.170 COMPRESSOR, AIR CONDITIONER

1961	All A.C.	1	5910425
1961	All Circulaire A.C.	1	6550109
1962	All Circulaire A.C.	1	5910431
1962	All Cool Pack A.C.	1	5910432
1961	T/4 A.C.	1	541751
1961	T/8 A.C.	1	541752
1961	P/8 A.C.	1	541762
1962	All A.C.	1	5914807
1962	All Circulaire A.C.	1	5914809
1962	All Cool Pack A.C.	1	5914810
1962	All A.C.	1	6590589
1962	All A.C.	1	6590591
1962	All A.C.	1	6590593
1962	All A.C.	1	5914705
1962	All A.C.	1	5914808

▲NOTE: Adapter pkgs. 541756 & 541757 are required to complete installation.

9.171 BRACKET-PLATE-SUPPORT, COMPRESSOR MOUNTING

1961	P/8 A.C.	1	537605
1961	P/8 A.C.	1	540645
1961	T/4 A.C.	1	539248
1961	T/4 A.C.	1	539249
1961	T/8 A.C.	1	539861
1961-62	P/8 Circulaire A.C.	1	541188
1962	T/4 A.C.	1	541197
1962	T/4 A.C.	1	541198
1962	T/8 A.C.	1	541199
1961	P/8 A.C.	1	540643
1961	P/8 A.C.	1	540644
1961-62	P/8 Circulaire A.C.	1	541187
1961	T/8 A.C.	1	542898
1961	All A.C. exc. 21 (2.275)	1	9408975
1961-62	All Circulaire A.C. (2.275)	3	9408975
1961-62	T/4 A.C. (8.900)	2	187070
1961	T/4 A.C. (8.900)	2	9408978
1961-62	P/8 A.C. (8.900)	1	180137

1961-62	All Circulaire A.C. (7.452)	comp. rear supt. brace to intake manifold	1	9410884
1961-62	T/8 A.C. (8.900)	comp. mtg. (3/8"-16x1")	AR	220708
1961	P/8 A.C.	PLATE, comp. mounting-w/5 cyl. comp. Front	1	537100
1961	P/8 A.C.	w/5 cyl. comp. Rear	1	537101
1961	T/4 A.C. Front	1	539250
1961	T/4 A.C. Rear	1	539251
1961	T/8 A.C. Front	1	539862
1961	T/8 A.C. Rear	1	539863
1961-62	All Circulaire A.C.	w/6 cyl. comp. Front	1	541189
1961-62	All Circulaire A.C.	w/6 cyl. comp. Rear	1	541190
1962	T/4 A.C. Front	1	541200
1962	T/4 A.C. Rear	1	541202
1962	T/8 A.C. Front	1	541203
1962	T/8 A.C. Rear	1	541204
1961	A.C.	SPACER, comp. rear brace to bracket-w/5 cyl. comp. (3/4" long)	2	540809
1961-62	P/8 A.C.	comp. and gen. brackets supt. to cyl. head	2	532161
1961-62	All Circulaire A.C.	comp. frt. mtg. plate to supt.-w/6 cyl. comp.	1	541191
1961-62	P/8 A.C. (2.277)	comp. rear mtg. plate-w/6 cyl. comp.	3	538790
1961-62	P/8 A.C. (2.277)	comp. rear brace to rear plate-w/6 cyl. comp.	1	538733
1962	T/4 A.C.	comp. frt. mtg. plate to cyl. head	2	541201
1962	T/8 A.C. (2.277)	comp. mtg. brkt. to gen. brkt.-w/6 cyl. comp.	1	538790
1961	P/8 A.C.	SUPPORT, comp. and gen. mtg. bracket-w/5 cyl. comp.	1	537606
1961-62	All Circulaire A.C.	comp. and gen. mtg. brkts.-w/6 cyl. comp.	1	541192

9.172 PUMP-COVER-GEAR-PIN, COMPRESSOR OIL PUMP

1962	All A.C.	PUMP PKG., comp. oil	1	6590594
1961	All A.C.	COVER ASSY., comp. oil pump-w/5 cyl. comp.	1	5914019
1961	All A.C.	GEAR PKG., comp. oil pump-w/5 cyl. comp.	1	5876853
1961	All A.C.	PIN, comp. oil pump-w/5 cyl. comp.	1	5916215
1961	All A.C.	WASHER, comp. oil pump wave-w/5 cyl. comp. . . . (2-7/64" I.D.x2-49/64" O.D.x1/8" thick)	1	5916242

9.172 BALL-BEARING-BUSHING-DISC-PISTON-PLATE-RACE, COMPRESSOR

1962	All A.C.	BALL, comp. piston drive	6	6555258
1962	All A.C.	BEARING, needle thrust	2	6555259
1962	All A.C.	comp. main shaft	2	6555253
1962	All A.C.	BUSHING, comp. discharge tube	2	6555440
1962	All A.C.	COVER, comp. suction passage	1	6555278
1962	All A.C.	DISC, comp. drive ball shoe (stamped-o)	AR	6557000
1962	All A.C.	comp. drive ball shoe (stamped - 17-1/2)	AR	6556175
1962	All A.C.	comp. drive ball shoe (stamped-18)	AR	6556180
1962	All A.C.	comp. drive ball shoe (stamped - 18-1/2)	AR	6556185
1962	All A.C.	comp. drive ball shoe (stamped-19)	AR	6556190
1962	All A.C.	comp. drive ball shoe (stamped - 19-1/2)	AR	6556195
1962	All A.C.	comp. drive ball shoe (stamped-20)	AR	6556200
1962	All A.C.	comp. drive ball shoe (stamped - 20-1/2)	AR	6556205
1962	All A.C.	comp. drive ball shoe (stamped-21)	AR	6556210
1962	All A.C.	comp. drive ball shoe (stamped - 21-1/2)	AR	6556215
1962	All Circulaire A.C.	PISTON, comp.	3	6555255
1962	All Circulaire A.C.	3	6555318
1962	All A.C.	PLATE ASSY., comp. discharge valve Front	1	5914706
1962	All A.C.	comp. discharge valve Rear	1	5914709
1962	All A.C.	RACE, comp. brg. thrust (stamped-o)	AR	6556000
1962	All A.C.	comp. brg. thrust (stamped-6)	AR	6556060
1962	All A.C.	comp. brg. thrust (stamped - 6-1/2)	AR	6556065
1962	All A.C.	comp. brg. thrust (stamped-7)	AR	6556070
1962	All A.C.	comp. brg. thrust (stamped - 7-1/2)	AR	6556075
1962	All A.C.	comp. brg. thrust (stamped-8)	AR	6556080
1962	All A.C.	comp. brg. thrust (stamped - 8-1/2)	AR	6556085
1962	All A.C.	comp. brg. thrust (stamped-9)	AR	6556090

1962	All A.C.	comp. brg. thrust (stamped - 9-1/2)	AR	6556095
1962	All A.C.	comp. brg. thrust (stamped-10)	AR	6556100
1962	All A.C.	comp. brg. thrust (stamped - 10-1/2)	AR	6556105
1962	All A.C.	comp. brg. thrust (stamped-11)	AR	6556110
1962	All A.C.	comp. brg. thrust (stamped - 11-1/2)	AR	6556115
1962	All A.C.	comp. brg. thrust (stamped-12)	AR	6556120
1962	All A.C.	REED, comp. suction valve	2	6555279
1962	All A.C.	RING, comp. piston	6	6555254
1962	All A.C.	SCREEN, comp. suction	1	6555299
1962	All A.C.	TUBE, comp. oil inlet	1	6555298
1962	All A.C.	TUBE PKG., comp. cross over discharge	1	6590592

9.173 BOLT, COMPRESSOR MOUNTING BRACKET

1961	All A.C. exc. 21 (8.900)	comp. and gen. mtg. bracket supt. to cyl. head (3/8"-16x2-3/4")	1	180137
1961	All A.C. (8.900)	comp. mtg. (3/8"-16x1")	AR	220708
1961	21 All A.C. (8.900)	comp. frt. mtg. brkt. to cyl. head. (3/8"-16x1-3/4")	1	9408977
1961	T/4 A.C. (8.900)	comp. frt. mtg. brkt. to cyl. head-w/5 cyl. comp. (3/8"-16x2")	2	220714
1961	T/4 A.C. (8.900)	pivot brkt. to cyl. head brkt. -w/6 cyl. comp. (3/8"-16x1-1/2")	2	9408976
1961-62	T/8 A.C. (8.900)	comp. brkt. to cyl. head (3/8"-16x4")	4	9416682
1961-62	All A.C. (1.604)	Comp. to frt. mtg. plate	AR	9409084
1961-62	P/8 A.C.-S.S. (1.064)	idler pulley to flange	4	9409084

9.174 HEAD, COMPRESSOR

1962	All A.C.	Front	1	6555283
1962	All A.C.	Rear	1	6555302
1962	All A.C.	NUT, comp. rear head to shell	1	6555378

9.175 COMPRESSOR SHAFT OIL SEAL PARTS

1961	All A.C.	SEAL, clutch coil hsg. to pump "O" ring-w/5 cyl. comp. (2-3/4" O.D.)	1	5916214
1961	All A.C.	clutch coil hsg. "O" ring-w/5 cyl. comp. (1-5/8" O.D.)	1	5918315
1961	All A.C.	SEAL PKG., compressor shaft-w/5 cyl. comp.	1	6590481
1962	All A.C.	compressor shaft	1	6590590
1961	All A.C.	SHIM PKG., comp. clutch mounting-w/5 cyl. comp.	AR	5876742
1961	All A.C. exc. 21	SPACER, compressor shaft seal-w/5 cyl. comp.	1	5918459
1961	All A.C.	PIN, comp. shaft seal drive-w/5 cyl. comp.	1	5918307
1961	All A.C.	RING, comp. seal seat retainer-w/5 cyl. comp.	1	6554659
1962	All A.C.	comp. seal seat retainer snap	1	6555292
1962	All A.C.	comp. clutch hub snap	1	6555328
1962	All A.C.	comp. clutch coil and hsg. snap	1	6555330
1961	All A.C. (8.908)	SCREW, comp. seal hsg. assy. (1/4"-28x5/8")	6	439983

9.177 CORE-GASKET-SCREW, COMPRESSOR OIL TEST

1962	21 All A.C.	CORE, temp. regulator freon charging valve	1	1138041
1961-62	All A.C.	GASKET, oil test valve charging connector	1	5858696
1961-62	All A.C.	SCREW, oil test valve charging connector	1	6554898
1962	All A.C.	comp. oil test fitting	1	6555386

9.178 VALVE - GASKET, COMPRESSOR PRESSURE RELIEF

1961-62	All A.C.	VALVE ASSY.	1	5914435
1961-62	All A.C.	GASKET, pressure relief valve	1	640044

9.180 COMPRESSOR IDLER PULLEY PARTS

1961-62	All A.C. exc. P.S. & 21	BRACKET, idler pulley adj.-exc. 60 amp. Alt. C. or extra low cut in gen.	1	538686
1961-62	All A.C. exc. 21	idler pulley adj.-w/60 amp. Alt. C. or 45 amp. low cut in gen.	1	538686
1961-62	All A.C. exc. P.S. & 21	idler pulley mtg. exc. 60 amp. Alt. C. or 45 amp. low cut in gen.	1	537690
1961-62	All A.C.-S.S. exc. 21 . (1.062)	HUB, idler pulley exc. 60 amp. Alt. C. & extra low cut in gen.	1	516100
1961-62	All A.C. exc. P.S. & 21	PLATE, idler pulley adj.-exc. 60 amp. Alt. C or extra low cut in gen.	1	538691
1961-62	All A.C. exc. 21	idler pulley adj.-w/60 amp. Alt. C. or 45 amp. low cut in gen.	1	538691
1961-62	All A.C. exc. P.S. & 21 (7.450)	PULLEY, belt idler-exc. 60 amp. Alt. C. or 45 amp. low cut in gen.	1	532679
1961-62	All Circulaire A.C.	PULLEY ASSY., compressor-w/6 cyl. comp.-w/bearing	1	5914730
1962	T/4 A.C.	compressor-w/bearing	1	5914759
1962	T/8 A.C.	compressor-w/bearing	1	5914730
1961	T/4 A.C.	PULLEY AND ARMATURE, compressor	1	5914686
1961	T/8 A.C.	1	5914694
1961	P/8 A.C.	w/5 cyl. comp.	1	5914756
1961-62	All A.C.-S.S. exc. 21	SHAFT AND BEARING, idler pulley	1	907176
1961	All A.C.-S.S. exc. 21 . (8.900)	BOLT, idler pulley bracket to cyl. head exc. 60 amp. Alt. C. or 45 amp. low cut in gen. (3/8"-16x3-3/4")	2	186284
1962	All A.C. exc. 21 (8.900)	idler pulley brkt. to adj. plate w/60 amp. Alt. C. & 45 amp. Dir. C. gen. (3/8"-16x1")	1	220708
1961-62	All A.C. (3.275)	WASHER, comp. mtg. plate to bracket . . Front and rear (13/32" L.D.x3/4" O.D.)	2	502306
1962	T/8 A.C. (3.275)	comp. mtg. brkt. to gen. brkt.	1	502306

9.181 BEARING-RING-NUT-WASHER, COMPRESSOR PULLEY

1961	All A.C.	BEARING, pulley	1	906952
1962	All A.C.	1	907257
1961-62	P/8 A.C. (8.900)	BOLT, idler pulley brkt. to mtg. brkt. (3/8"-16x1-3/4")	1	9408977
1961	All A.C.	RING, pulley bearing ret.-w/5 cyl. comp.	1	6554983
1962	All A.C.	bearing to pulley retainer	1	6555338
1962	All A.C.	pulley bearing to head retainer	1	6555329
1962	All A.C.	SPACER, comp. clutch hub	1	6555384
1961	All A.C.	NUT, pulley mounting-w/5 cyl. comp.	1	639795
1962	All A.C.	comp. shaft	1	6555385
1961	All A.C.	WASHER, pulley mounting-lock-w/5 cyl. comp.	1	5918358

9.186 CLAMP - CLIP - COIL - GASKET - RETAINER, COMPRESSOR CLUTCH

1961	All A.C.	CLAMP, clutch wires-w/5 cyl. comp.	1	5917231
1961	All A.C.	CLIP AND TERMINAL, clutch wire-w/5 cyl. comp. . .	1	5912009
1961	All A.C.	COIL, clutch actuating-w/5 cyl. comp.	1	5912343
1961-62	All Circulaire A.C.	w/6 cyl. comp.	1	5914710
1961	All A.C.	GASKET, clutch coil insulator-w/5 cyl. comp. . Inner	1	6555089
1961	All A.C.	w/5 cyl. comp. Outer	1	5918107
1961	All A.C.	RETAINER PKG., comp. clutch coil	1	5876681

9.188 PLATE & HUB ASSY., AIR COND. CLUTCH ROTOR

1961	All A.C.	w/5 cyl. comp.	1	5914663
1962	All A.C.	PLATE ASSY., comp. clutch and drive	1	5914719

1961	All A.C.	KEY, comp. clutch to shaft-w/5 cyl. comp.	1	5916332
1962	All A.C.	comp. clutch hub	1	6555320

9.190 CONDENSER ASSY., REFRIGERANT

1961-62	All A.C. exc. 21		1	8530136
1961-62	21 All A.C.		1	8530734
1962	2947 Custom-w/Circulaire A.C.		1	3153965

9.195 RECEIVER ASSY., REFRIGERANT

1961	All A.C. exc. 21	includes dehydrator and sight glass	1	8530367
1961-62	21 All A.C.	includes dehydrator and sight glass	1	8530733
1962	All Circulaire A.C.	includes dehydrator and sight glass	1	3153090

9.198 VALVE ASSY., TEMPERATURE REGULATION

1961	All Circulaire A.C.	hot gas by-pass-w/5 cyl. comp.	1	1998888
1961-62	All Circulaire A.C.	suction throttling-w/6 cyl. comp.	1	6550129
1962	21 All A.C.	hot gas by-pass	1	6550130
1962	All Cool Pack A.C.	BRACKET, temp. regulator valve	1	541667
1961	21 All A.C.	temp. regulator valve	1	541666
1961	All Circulaire A.C.	temp. regulator valve-w/6 cyl. comp.	1	541557
1961-62	All Circulaire A.C.	temp. regulator valve mtg. w/6 cyl. comp.	1	542481
1962	All A.C.	DIAPHRAGM, temp. reg. valve piston	1	6555425
1962	All A.C.	PISTON AND SCREEN ASSY., temp. reg. valve	1	5914861
1962	All A.C.	LEVER ASSY., temp. reg. valve control	1	5914840
1961	All Circulaire A.C.	REPAIR PKG., hot gas by-pass valve	1	1942494
1961	All A.C.	SPACER, temp. reg. valve mtg. brkt. bolt to comp.-w/6 cyl. comp.	1	542752
1961	All Circulaire A.C. . . . (7.397)	temp. reg. valve to brkt.	1	541628

9.202 INDICATOR, LIQUID REFRIGERANT

1961-62	All A.C.	GLASS PKG., integral sight	1	3149478
---------	------------------	--------------------------------------	---	---------

9.206 SUPPORT-CLAMP, RECEIVER

1961-62	All A.C. exc. 21	SUPPORT, receiver	1	537276
1961-62	All A.C. exc. 21	CLAMP, receiver support	1	537275

9.210 EVAPORATOR AND PARTS, REFRIGERANT

1961	All Cool Pack A.C. exc. 21	EVAPORATOR	1	3149850
1961	21 All A.C.		1	3152177
1962	All Cool Pack A.C.		1	3153061
1961	All Circulaire A.C.	CORE AND CASE ASSY., w/fittings-w/5 cyl. comp.	1	3149200
1961-62	All Circulaire A.C.	evaporator-w/fittings-w/6 cyl. comp.	1	3152322
1961	All Circulaire A.C.	CORE ASSY., evaporator-w/pipes-w/5 cyl. comp.	1	8529908
1961	All Cool Pack A.C.	evaporator-w/pipes	1	8529514
1961-62	All Circulaire A.C.	evaporator-w/pipes-w/6 cyl. comp.	1	3153227
1962	All Cool Pack A.C.	evaporator-w/pipes	1	3152122
1961-62	All Cool Pack A.C.	EMBLEM, evaporator-Pontiac	1	3147222
1961	All Cool Pack A.C.	NAME PLATE, Cool Pack	1	8527661
1961-62	All A.C.	VALVE ASSY., evaporator test-Schrader	1	3141348
1962	All Circulaire A.C.	temp. reg. valve to freon charge tube	1	3141348

9.211 CASE AND PARTS, EVAPORATOR

1961	All Circulaire A.C.	CASE, evaporator-w/5 cyl. comp.	Inner	1	3149582
1961-62	All Circulaire A.C.	evaporator-w/cyl. comp	Inner	1	3153421
1961-62	All Circulaire A.C.	evaporator-w/6 cyl. comp.	Outer	1	3153420
1961	All Cool Pack A.C.	evaporator	Upper	1	3151213

1961	All Cool Pack A.C.	evaporator	Lower	1	3151214
1962	21 All A.C.	evaporator	Upper	1	3153737
1962	21 All A.C.	Lower	1	3151214
1961-62	All Circulaire A.C.	CLAMP, evaporator case drain tube		1	3135649
1961	All Circulaire A.C.	evaporator-w/5 cyl. comp.	Outer	1	3149581
1961-62	All Cool Pack A.C. exc. 21	BRACKET, evaporator mtg.	537310 RH		537308 LH
1961-62	21 All A.C.	evaporator mtg.	539589 RH		539562 LH
1961-62	21 All A.C.	evaporator mtg.	Center	1	539874
1961-62	All Circulaire A.C.	GASKET, evaporator case to dash	Inner	1	3150269
1961-62	All Circulaire A.C.	evaporator case to dash	Outer	1	3149546
1961-62	All Cool Pack A.C.	expansion valve "O" ring	(3/8" O.D.)	2	8526398
1961-62	All Circulaire A.C.	condenser to receiver liquid indicator "O" ring	(3/8" O.D.)	2	8526398
1961-62	All Circulaire A.C.	liquid line tube "O" ring-w/5 cyl. comp. (3/8" O.D.)		3	8526398
1961-62	All Cool Pack A.C.	refrigerant tube		5	8526398
1961-62	All Circulaire A.C.	suction tube to temp. reg. valve-w/6 cyl. comp.	(5/8" dia.)	1	3140748
1961-62	All Circulaire A.C.	evaporator outlet to temp. reg. valve-w/6 cyl. comp.	(3/4" dia.)	1	3140852
1961-62	All Circulaire A.C.	SEAL, evaporator case		1	3149580
1961-62	All Circulaire A.C.	evaporator core to case		1	3150206
1961	All Cool Pack A.C.	evaporator core side	Upper	2	3146632
1961	All Cool Pack A.C.	evaporator core side	Lower	2	3146624
1961	All Cool Pack A.C.	evaporator core	Bottom	1	3146625
1962	21 All A.C.	evaporator core side	Upper	2	3146632
1962	21 All A.C.	evaporator core side	Lower	2	3146624
1962	21 All A.C.	evaporator core	Bottom	1	3146625
1961	All Cool Pack A.C. exc. 21	SPACER, evaporator mtg. bracket		1	537323
1961-62	All Cool Pack A.C. exc. 21	TUBE ASSY., evaporator drain	537815 RH		537814 LH
1961-62	21 All A.C.	evaporator drain	537843 RH		537815 LH
1961-62	All Circulaire A.C.	evaporator drain		1	3148473

9.213 VALVE ASSY., THERMOSTATIC EXPANSION

1961	All Circulaire A.C.	w/5 cyl. comp.		1	6550096
1961	All Cool Pack A.C. exc. 21		1	6550038
1961	21 All A.C.		1	6550143
1961-62	All Circulaire A.C.	w/6 cyl. comp.		1	6550142
1961-62	All Circulaire A.C.	INSULATION, expansion valve bulb		2	8526387

9.214 SCREEN ASSY., THERMOSTATIC EXPANSION VALVE INLET

1961-62	All A.C. exc. 21		1	5914631
1961-62	All Circulaire A.C.	GASKET, condenser hose to compressor- "O" ring	(1/2" O.D.)	AR	3140600
1961-62	All Circulaire A.C.	evaporator hose to valve-"O" ring	(1/2" O.D.)	AR	3140600
1961-62	All Circulaire A.C.	compressor tube to valve "O" ring	(1/2" O.D.)	AR	3140600
1961	All A.C.	GASKET PKG., air cond. "O" ring		1	541643
1962	All A.C.	air cond. "O" ring		1	540999
1962	21 All A.C.	LEVER AND BRACKET ASSY., evaporator temperature		1	3153609

9.215 BLOWER PARTS, AIR CONDITIONER

1961-62	All Cool Pack A.C.	BLOWER ASSY., w/motor		1	3150135
1961-62	All Cool Pack A.C. exc. 21	BRACKET, blower motor mtg.		1	537307
1961-62	21 All A.C.		1	539833
1961-62	All Circulaire A.C.	CASE ASSY., blower-inlet half		1	537759
1961-62	All Circulaire A.C.	blower-motor half		1	537884
1961-62	All Cool Pack A.C. exc. 21	DUCT ASSY., blower to evaporator		1	537132
1961-62	21 All A.C.	blower inlet		1	540269
1961-62	All Circulaire A.C.	blower inlet		1	3150600
1961-62	All A.C.	GASKET, blower motor to case		1	3139096

1961-62	All Circulaire A.C.	MOTOR ASSY., blower	1	5044462
1961-62	All Cool Pack A.C.	blower	1	5044378
1961-62	All A.C. (8.857)	NUT, blower impeller to motor	1	3130055
1961-62	All Circulaire A.C.	SHIELD, blower motor protective	1	531718
1961-62	All Circulaire A.C.	SLEEVE, blower duct to evaporator Front	1	537695
1961-62	All Circulaire A.C. Rear	1	537696
1961	21 All A.C.	blower to evaporator	1	539558
1962	21 All A.C.	blower to evaporator	1	542115
1961-62	21 All A.C. (9.211)	SPACER, blower motor mtg. to dash	1	537323
1961-62	All Circulaire A.C. (8.977)	SCREW, blower case to inlet half	8	9417336
		case (#8-18x3/8")		

9.216 IMPELLER ASSY., BLOWER

1961-62	All Cool Pack A.C. (8.857)	1	3144683
---------	--------------------------------------	-----------	---	---------

9.220 CLAMP, FREON TUBE

1961-62	All Circulaire A.C.	1	542916
---------	-------------------------------	-----------	---	--------

9.225 HOSE, COMPRESSOR DISCHARGE FREON

1961	All Circulaire A.C. exc.			
	21 (9.229)	comp. to condenser (41-1/2" long)	1	3150734
1961	21 All A.C.	comp. to condenser-w/5 cyl. comp. (39-1/2" long)	1	3150806
1961	21 All A.C. (9.229)	comp. to condenser-w/6 cyl. comp. (36-3/4" long)	1	3150805
1962	T/4 A.C.	comp. discharge freon Front	1	3154001
1962	T/8 A.C.	comp. discharge freon Front	1	3154279
1962	21 All A.C.	comp. discharge freon Rear	1	3154266
1962	All Circulaire A.C. exc. 2947	comp. discharge freon Front	1	3154283
1962	All Circulaire A.C. exc. 2947 .	comp. discharge freon Rear	1	3154268
1962	23-26-28 All Cook Pack A.C.	comp. discharge freon Front (10-1/2" long)	1	3154267
1962	23-26-28 All Cool Pack A.C.	comp. discharge freon Rear (6" long)	1	3154269
1962	2947 All A.C.	comp. discharge freon Front (10-1/2" long)	1	3154267
1962	2947 All A.C.	comp. discharge freon Rear (6" long)	1	3154269
1961-62	All A.C.	BUMPER, discharge hose muffler	1	543097
1962	All Circulaire A.C., exc.			
	2947 Custom	GUARD, discharge hose lower grille panel	1	542728
1961	21 All A.C.	MUFFLER ASSY., discharge hose	1	543055
1961	All Circulaire A.C.	discharge hose-w/6 cyl. comp.	1	543056
1962	All A.C. exc. 2947	discharge hose	1	543056
1962	2947 All A.C.	discharge hose	1	543057
1962	All A.C. exc. 21	PLATE, muffler bracket backing	1	543096
1961-62	21 All A.C.	TUBE ASSY., discharge hose to condenser refrigerent	1	535755
1961	Cool Pack (9.170)	SPACER, discharge hose spacer-field installation	1	3148420

9.226 FITTING ASSY., COMPRESSOR

1961	All Circulaire A.C.	w/5 cyl. comp.	1	537143
1961-62	All Circulaire A.C.	w/6 cyl. comp.-w/factory installation	1	543106
1961	All Circulaire A.C.	w/6 cyl. comp.-w/field installation	1	541970
1961	All Cool Pack A.C.	1	537367
1961-62	21 All A.C.	1	543107
1961	All Circulaire A.C.	ADAPTER PKG., comp. fittings'w/6 cyl. comp. (▲)	1	541756
1961	All Cool Pack A.C.	comp. fittings-w/6 cyl. comp (▲)	1	541757
1961-62	All A.C.	CAP, valve gauge connector	AR	3143474
1962	All Circulaire A.C.	temp. reg. valve to freon charging tube	1	3143474

▲NOTE: Required to complete installation of 541762 Compressor Pkg.

9.227 PIPE ASSY., CONDENSER TO RECEIVER

1961-62	21 All A.C.	condenser to receiver refrigerent	1	535780
---------	-----------------------	---	---	--------

9.229 HOSE, COMPRESSOR SUCTION AND BY-PASS

1961-62	All Circulaire A.C.	evaporator to compressor (30" long)	1	3150730
1961	All Cool Pack A.C. exc. 21 . .	evaporator to compressor (41-1/2" long)	1	3150734
1961	21 All A.C.	evaporator to comp.-w/5 cyl. comp. . (36-3/4" long)	1	3150805
1961	21 All A.C. (9.225)	evaporator to comp.-w/6 cyl. comp. . (39-1/2" long)	1	3150806
1961	All Circulaire A.C.	hot gas by-pass-w/5 cyl. comp. (39" long)	1	3151240
1962	All Cool Pack A.C., exc. 21 . .	comp. freon suction	1	3153814
1962	All Cool Pack A.C., exc. 21 . .	evaporator to temp. reg. valve tube	1	3153815
1962	21 All A.C.	comp. freon suction	1	3153816
1962	21 All A.C.	evaporator to temp. reg. valve freon	1	3153818
1961	All Circulaire A.C.	HOLDER, comp. suction-hose-w/5 cyl. comp.	1	537808
1962	All Cool Pack A.C. exc. 21 . .	INSULATOR, evaporator to temp. reg. valve hose . . .	1	543193
1962	21 All A.C.	evaporator to temp. reg. valve hose	1	543194
1961	All Circulaire A.C.	TUBE ASSY., hot gas hose to temp. reg. valve-w/5 cyl. comp.	1	537774
1961	All Circulaire A.C.	comp. to temp. reg. valve-w/5 cyl. comp.	1	533424
1961-62	All Circulaire A.C.	temp. reg. valve to comp. suction hose-w/6 cyl. comp. .	1	541777
1961-62	All Circulaire A.C.	temp. reg. valve to freon test-w/6 cyl. comp.	1	541555
1962	21 All A.C.	evaporator to temp. reg. valve hose	1	541838
1962	21 All A.C.	temp. reg. valve to comp. suction hose	1	543130
1962	All Cool Pack A.C. exc. 21 . .	temp. reg. valve to comp. suction hose	1	541554

9.231 TUBE ASSY., RECEIVER

1961-62	All Circulaire A.C.	receiver to condenser	1	537775
1961	All A.C. exc. 21	receiver to evaporator-w/5 cyl. comp. Front	1	537763
1961	All Circulaire A.C.	receiver to evaporator-w/5 cyl. comp. Rear	1	537795
1961-62	All Circulaire A.C.	receiver to evaporator-w/6 cyl. comp.	1	541916
1961	All Cool Pack A.C. exc. 21 . .	receiver to evaporator Rear	1	537956
1961-62	21 All A.C.	receiver to evaporator Front	1	535805
1961-62	21 All A.C.	receiver to evaporator Rear	1	535912
1962	All Cool Pack A.C. exc. 21 . .	receiver to evaporator Rear	1	541910
1961-62	All Cool Pack A.C.	TUBE AND NUT ASSY., evaporator liquid	1	3150923

9.240 SEAL, COMPRESSOR VALVE BODY

1961-62	All A.C.	to compressor "O" ring	2	5887997
---------	--------------------	----------------------------------	---	---------

9.242 SPACER, COMPRESSOR HOSE

1961	All A.C.	compressor discharge hose	1	540068
1961	All Circulaire A.C.	hot gas by-pass-w/5 cyl. comp.	2	540068
1961-62	All Circulaire A.C.	freon suction hose	1	540067
1961	21 All A.C.	freon suction hose	1	540068
1962	All A.C.	freon suction hose	1	542944
1962	All A.C. exc. 21	comp. discharge hose	1	542944
1962	21 All A.C.	front discharge hose	1	542944
1961-62	All A.C.	CLAMP, freon hose	AR	3152065
1961-62	All A.C.	discharge hose to condenser	1	8530319
1962	All Circulaire A.C.	hot gas by-pass hose-w/5 cyl. comp.	2	3152065
1961	21 All A.C.	CLIP, discharge hose tube to condenser	1	8530319

9.250 GASKET, BLOWER AIR INLET

1961-62	All Circulaire A.C.	air inlet duct to dash	1	537050
---------	-------------------------------	----------------------------------	---	--------

9.260 HOSE, AIR OUTLET NOZZLE

1961-62	All Circulaire A.C. (3-1/4" dia.)	534575	LI
1961-62	All Circulaire A.C. (2-1/2" dia.)	540366	RH
1962	All Circulaire A.C. (2-3/4" dia.)	543379	RH

9.262 AIR DISTRIBUTOR PARTS

1961-62	All Circulaire A.C.	DUCT ASSY., air distributor-use w/2-1/2" & 3-1/4" dia. hose	1	540511
1962	All Circulaire A.C.	use w/2-3/4" & 3-1/4" dia. hose	1	543376
1961-62	All Circulaire A.C.	PLUG, blower inlet duct hose hole-exc. heater Upper	1	539988
1961-62	All Circulaire A.C.	blower inlet duct hose hole-exc. heater Lower	1	539987
1961-62	All Circulaire A.C.	RETAINER AND SUPPORT ASSY., air distributor duct	1	538442
1961-62	All Circulaire A.C.	SEAL, air distributor to shroud ret.	1	537394

9.264 AIR OUTLET PARTS

1961	All Circulaire A.C.	ADAPTER, air outlet nozzle retainer	538892 RH	536973 LH
1962	All Circulaire A.C.	air outlet nozzle retainer (3-1/4" dia.)		541577 LH
1962	Air Circulaire A.C.	air outlet nozzle ret. (2-1/2" dia.)	541575 RH	
1962	All Circulaire A.C.	air outlet nozzle ret. (2-3/4" dia.)	542282 RH	
1961	All Circulaire A.C.	BEZEL, air outlet (▲)	537982 RH	537983 LH
1961	All Circulaire A.C.	air outlet (▲▲)	540631 RH	540632 LH
1961	All Circulaire A.C.	air distributor duct air outlet	3	538618
1961	All Cool Pack A.C.	evaporator case	1	3151322
1962	21 All A.C.	evaporator case	1	3153607
1962	All Circulaire A.C.	air outlet	541576 RH	541578 LH
1961-62	All Circulaire A.C.	FELT, air outlet nozzle bezel	2	535029
1961-62	All Circulaire A.C.	air outlet nozzle retainer ring	2	535030
1961	All Circulaire A.C.	NOZZLE, air outlet	2	538703
1962	All Circulaire A.C.	air outlet (2-1/2" dia.)	2	535031
1962	All Circulaire A.C.	air outlet (2-3/4" dia.)	2	543186
1961-62	All Cool Pack A.C.	OUTLET, evaporator air Center	1	3149593
1961-62	All Cool Pack A.C.	evaporator air-ball type	2	3150215
1961-62	All Cool Pack A.C.	evaporator air Side	2	3146638
1961-62	All Circulaire A.C.	evaporator air	3	538618
1961-62	All Cool Pack A.C.	RETAINER, center air outlet	2	3771874
1961-62	All Cool Pack A.C.	evaporator side air outlet	2	3146637
1961-62	All Circulaire A.C. (9,277)	distributor dust air outlet valve (felt-1/4" sq.)	6	530067
1961	All Cool Pack A.C.	SEAL, main air outlet case	2	3152207
1961	All Cool Pack A.C.	main air outlet bezel	2	3151323
1962	21 All A.C.	main air outlet case	2	3152207
1962	21 All A.C.	main air outlet bezel	2	3151323
1961-62	All Circulaire A.C. (8,977)	SCREW, evaporator core and case to dash (1/4"-14x1")	9	451617
1961-62	All Circulaire A.C. (8,977)	distributor dust air outlet to lower duct (No. 8-32x1/2")	6	172300
1961-62	All Circulaire A.C. (8,977)	R.H. air outlet bezel to inst. panel (1/4"-20 x 1")	1	448653
1961-62	All Circulaire A.C.	L.H. air outlet bezel to inst. panel (1/4"-20x1-3/4")	1	9417049

▲NOTE: 1st type use w/early type instrument panel

▲▲NOTE: 2nd type use w/late type instrument panel

9.275 SWITCH-RELAY, MASTER

1961-62	All Circulaire A.C.	SWITCH ASSY., clutch control	1	7277494
1961-62	All Circulaire A.C.	relay control	1	7273142
1961-62	All Circulaire A.C. (8,852)	SPRING, clutch and relay control	2	7259072
1961-62	All Circulaire A.C.	RELAY ASSY., master	1	537722
1961	All Cool Pack A.C.	control	1	1116959
1961	All Cool Pack A.C.	RESISTOR, blower switch	1	3146618
1961-62	All Circulaire A.C.	RESISTOR ASSY., blower motor	1	537934
1962	21 All A.C.	blower switch	1	3146618
1961	All Circulaire A.C. (8,977)	SCREW, master relay to dash (No. 14-10x1/2")	2	189694

9.276 SWITCH ASSY., BLOWER MOTOR

1961-62	All Circulaire A.C.		1	7277713
1961	All Cool Pack A.C.		1	3148044
1962	21 All A.C.	evaporator blower	1	3153612
1961	All Cool Pack A.C. exc. 21	evaporator temp. control	1	3151335

1961	21 All A.C.	evaporator temp. control	1	3152178
1961-62	21 All A.C. (2.530)	CONNECTOR, air conditioner wire assy.	1	2962448
1961	All Circulaire A.C.	FUSE AND WIRE ASSY., blower motor-w/P.B.C. heater	1	2979767
1961	All Cool Pack A.C. exc. 21	HARNES ASSY., air conditioner main	1	2978854
1961	21 All A.C.	air conditioner main	1	2978853
1962	21 All A.C.	air conditioner main	1	2980535
1962	All Cool Pack A.C., exc. 21	air conditioner main	1	2980536
1961	All Circulaire A.C.	WIRE, heater master switch connector jumper-w/M.C. heater	1	2976061
1961	All Circulaire A.C. exc. 425A	WIRE ASSY., air conditioner-w/heater (field installed)	1	2979008
1961	All Circulaire A.C.	air conditioner adapter-w/6 cyl. comp. (6-3/4" long)	1	2979827
1961	All Cool Pack A.C.	air conditioner evaporator	1	3146619
1961	21 All A.C.	heater feed to evaporator-exc. heater	1	2979713
1962	All Circulaire A.C.-425A	air conditioner-(field installed)	1	2980561

9.277 VALVE, AIR OUTLET

1961-62	All Circulaire A.C.	VALVE, center air outlet	1	529942
---------	-------------------------------	------------------------------------	---	--------

9.278 KNOB, AIR CONTROL

1961	All Cool Pack A.C.	fan and temperature	2	3147220
1962	21 All A.C.	fan and temperature-black	2	3142624
1962	21 All A.C.	fan and temperature-chrome	2	3155188

9.279 CONTROL ASSY., AIR CONDITIONER

1961-62	All Circulaire A.C.	1	7276522
1961-62	All Circulaire A.C. . . (8.866)	BRACKET, temp. control mtg.	1	7278401
1961-62	All Circulaire A.C. . . (8.866)	CLAMP, temp control cable to dial hsg.	1	7268954
1961-62	All Circulaire A.C. . . (8.866)	FILTER, vacuum valve air	1	7271063
1961-62	All Circulaire A.C. . . (8.866)	RETAINER, vacuum valve air filter	1	7270237
1961-62	All Circulaire A.C.	STATOR AND ROTOR ASSY., air conditioner control	1	7278899
1961	All Circulaire A.C. . . (8.866)	heater control-w/M.C. heater	1	7274518
1961	All Circulaire A.C. . . (8.866)	VALVE ASSY., manual heater vac.-w/M.C. heater	1	7277892

9.281 CABLE-BUSHING-GROMMET-HARNES-TEE, CONTROL

1961	All Circulaire A.C.	CABLE ASSY., temp. reg. valve-w/5 cyl. comp.	1	537591
1961-62	All Circulaire A.C.	temp. reg. valve-w/6 cyl. comp.	1	542969
1962	All Cool Pack A.C., exc. 21	temp. reg. valve	1	542563
1962	21 All A.C.	temp. reg. valve	1	542564
1961	All Circulaire A.C. . . (8.866)	CAP, selector air valve partial travel-exc. heater	1	533856
1961-62	All Circulaire A.C. . . (8.846)	CLIP, vacuum hose retainer	2	540270
1961	All Circulaire A.C.	temperature control cable to blower-w/5 cyl. comp.	1	535386
1961	All Circulaire A.C.	BUSHING, temp. reg. valve lever pin-w/5 cyl. comp.	1	535390
1961-62	All Circulaire A.C.	DIAPHRAGM ASSY., air inlet duct-selector air valve	1	1998882
1961-62	All Circulaire A.C.	air inlet duct-inside air valve	1	1998881
1961-62	All Circulaire A.C.	air inlet duct-outside air valve	1	3150944
1961	All Circulaire A.C.	GROMMET, temp. control cable to valve-w/5 cyl. comp.	1	535387
1961-62	All Circulaire A.C.	HARNES ASSY., vacuum hose-w/heater	1	537550
1961	All Circulaire A.C.	vacuum hose-exc. heater	1	535994
1961-62	All Circulaire A.C.	HOSE, selector air valve partial travel vacuum	1	533860
1961-62	All Circulaire A.C.	air valve diaphragm green . . . (1/8"x65-1/2" long)	AR	531271
1961-62	All Circulaire A.C. . . (8.846)	air valve diaphragm partial travel vacuum (1/8"x59" long)	AR	531269
1961-62	All Circulaire A.C.	NUT, air valve diaphragm to duct	6	3138082
1961-62	All Circulaire A.C.	SPRING, inside air valve diaphragm return	1	3151481
1961-62	All Circulaire A.C.	blower inlet duct selector	1	3151054
1961-62	All Circulaire A.C.	outside air valve diaphragm return	1	3151054
1961-62	All Circulaire A.C. exc. 3/2 B.C. (8.846)	TEE, air cond. carb-nylon-exc. P.B.C. heater	1	535224
1961-62	All Circulaire A.C. . . (8.850)	vacuum hose harness	2	570267

9.282 REFRIGERANT, AIR CONDITIONER

1961-62	All A.C.	REFRIGERANT, air cond.-25 lb. cyl. freon No. 12 . . .	AR	563875
1961-62	All A.C.	LEAK DETECTOR, 4 oz. bottle	AR	1470927
1961	All A.C.	OIL, compressor-1 qt. bottle-1000 viscosity	AR	5879246
1962	All A.C.	compressor-1 qt. bottle-525 viscosity	AR	5416939

9.647 ANTENNA PARTS, RADIO

1961	All exc. 21 & H.D.C.	ANTENNA ASSY., electric	1	537032
1962	All exc. 21, 2335-45, 2735 & H.D.C.	electric	1	541522
1962	2335-45, 2735	electric	1	537032
1961	All exc. 21	ADAPTER, antenna to fender-w/manual antenna	1	538954
1961	All exc. 21, 2335-45, 2735 & H.D.C.	antenna to rear qtr. panel-w/electric antenna . Upper	1	538898
1961	All exc. 21, 2335-45, 2735 & H.D.C.	antenna to rear qtr. panel-w/electric antenna . Lower	1	538965
1961	21 All	antenna to fender Upper	1	539961
1961	21 All	antenna to fender Lower	1	539953
1961	2335-45, 2735	antenna to rear qtr. panel-w/electric antenna . Upper	1	537157
1961-62	2335-45, 2735	antenna to rear qtr. panel-w/electric antenna . Lower	1	537251
1962	21 All	antenna to frt. fender	1	541693
1962	All exc. 21	antenna to frt. fender-w/manual antenna	1	541842
1962	All exc. 21, 2335-45, 2735 . .	antenna to rear qtr. panel-w/electric antenna Upper	1	541315
1962	2335-45, 2735	antenna to rear qtr. panel-w/electric antenna Upper	1	541617
1961	All exc. 21	BODY ASSY., antenna supt.-w/lead-in-w/manual antenna	1	537036
1961	21 All	antenna supt.-w/lead-in	1	539990
1962	All	antenna supt.-w/lead in-w/manual antenna	1	541843
1961	All exc. 21	BEZEL, antenna switch	1	537034
1962	All exc. 21	antenna switch	1	541808
1961	All exc. 21, 2335-45, 2735 & H.D.C.	BRACKET, antenna to body	1	538977
1961-62	2335-45, 2735	antenna to body-w/electric antenna	1	537096
1961-62	All exc. 21	antenna anti-twist w/motor operated antenna	1	575719
1962	All exc. 21, 2335-45, 2735 . . .	antenna to body-w/electric antenna	1	541553
1962	21 All (8,798)	CLIP, antenna lead to defroster nozzle	1	1457094
1961	All exc. 21	DRIVE ASSY., electric antenna	1	535981
1962	All exc. 21, 2335-45, 2735 . .	electric antenna	1	541964
1962	2335-45, 2735	electric antenna	1	535981
1961	All (8,965)	FUSE, 14 amp-w/electric antenna	1	147685
1961-62	All exc. 21 & H.D.C.	GROMMET, antenna brkt. to body-w/electric antenna . .	2	533134
1961-62	All exc. 21	KNOB ASSY., antenna control	1	535916
1961-62	All exc. 21 & H.D.C.	LEAD-IN ASSY., antenna to receiver-w/electric antenna	1	537274
1961	All exc. 21	MAST ASSY., antenna-w/electric antenna	1	535980
1961-62	All exc. 21	antenna-w/manual antenna (57" long)	1	520124
1962	All exc. 21	antenna-w/electric antenna	1	541963
1962	2335-45, 2735	antenna-w/electric antenna	1	535980
1961-62	All exc. 21	NUT, antenna switch to inst. panel	1	538967
1961-62	All	antenna to fender mtg.-w/manual antenna	1	536343
1961	All exc. 21	antenna mtg. upper adapter-w/electric antenna . . .	1	541235
1962	All exc. 21, 2335-45, 2735 . .	antenna mtg., lower adapter	1	542238
1962	2335-45, 2735	antenna adapter "O" ring-w/electric antenna . (5/8")	1	274248
1962	All exc. 21, 2335-45, 2735 . . .	antenna mtg., upper adapter w/electric antenna . . .	1	541418
1961	All exc. 21	PAD, antenna to fender upper adapter-w/manual antenna	1	537012
1961	All exc 21, 2335-45, 2735 . . .	antenna to fender adapter-w/electric antenna	1	536344
1961-62	2335-45, 2735	antenna mtg. upper adapter-w/electric antenna	1	537058
1961	21 All	antenna to fender adapter-w/manual antenna	1	536344
1962	2335-45, 2735	1	541235
1962	21 All	antenna to fender adapter	1	541909
1962	All exc. 21	antenna to fender adapter-w/manual antenna	1	541841
1962	All exc. 21, 2335-45, 2735 . .	antenna mtg., upper adapter-w/electric antenna . . .	1	541319
1961	21 All	RETAINER, antenna seal	1	537543

1961	All exc. 21	SEAL ASSY., antenna to body-w/manual antenna	1	537780
1961	All exc. 21	antenna adapter "O" ring-w/electric antenna . (5/8")	1	274248
1961	21 All	antenna to body filler-w/manual antenna	1	533808
1961	All exc. 21, 2335-45, 2735 & H.D.C.	antenna mtg. lower adapter	1	538979
1961-62	2335-45, 2735	antenna mtg. lower adapter-w/electric antenna	1	537249
1962	All exc. 21, 2335-45, 2735 & H.D.C.	antenna mtg. lower adapter	1	542238
1962	All	SHIM, antenna to fender brkt.-w/manual antenna (.030)	AR	542504
1961	21 All	SPACER, lower adapter to body-w/manual antenna	1	520128
1961	All exc. 21	SWITCH ASSY., electric antenna	1	535776
1962	All exc. 21	electric antenna	1	541858
1961-62	2335-45, 2735 (10.201)	WASHER, antenna brkt. to body-w/electric antenna	2	516932
1961-62	All exc. 21 & H.D.C.	WIRE ASSY., motor to switch. (188" long)	1	2972638

9.649 KNOB, RADIO

1961-62	All	KNOB, tuning and volume control	2	535908
1961-62	All exc. 21	tone control	1	538621
1961-62	21 All	tone control	1	539611
1961-62	All	rear seat speaker switch	1	535917
1961-62	All exc. 21	radio dummy	1	538718
1961-62	21 All	radio dummy	1	539610
1961	All exc. 21 (9.647)	BEZEL, rear seat speaker switch	1	537034
1962	All exc. 21 (9.647)	rear seat speaker switch	1	541808
1961-62	All exc. 21	CLAMP, radio mtg.	1	537445
1961-62	21 All	ESCUTCHEON, radio control knob	2	579158
1961-62	All exc. 21	FERRULE, control knob	2	537328
1962	All exc. 21	control knob	2	542488
1961-62	21 All (10.151)	NUT, radio dummy knob (1/2"-28x5/8")	1	533012
1961-62	All (8.975)	SCREW, knob to shaft (No. 8-32x3/16")	AR	192208
1961-62	All	SPRING, control knob	2	537361
1961	All (1.269)	WASHER, antenna supt. body and lead in to body (1" flat)	1	1283465
1961-62	All	radio tone and sensitivity knob-anti-rattle	2	517453

9.650 STATIC COLLECTOR PARTS

1961	All exc. 21	COLLECTOR ASSY., front wheel static	2	494786
1961-62	21 All	2	7276494
1962	All exc. 21	2	7276494
1961	All exc. 21	CLIP, radio ground	1	540118
1961-62	21 All	STRAP ASSY., cyl. block to cross member radio ground	2	535924
1961-62	All exc. 21	radio ground-R.H. skirt to frame	1	540146
1961-62	P/8-T/4	dash to cyl. head and engine to frame	AR	534243
		NUT (see Group 4.054 for use)		569982

9.654 SWITCH-SPEAKER-WIRE, RADIO

1961	All exc. 21	SWITCH AND WIRE ASSY., rear seat speaker	1	7276462
1962	All exc. 21	rear seat speaker	1	7279742
1961-62	All exc. 21	SPEAKER ASSY., radio	1	7276482
1961-62	21 All	1	7276547
1961-62	2367, 2837-47-67, 2947	rear seat	1	7277982
1961	2311-37-39-69, 25, 26, 2839	rear seat	1	535611
1962	2311-39-47-69, 26, 2839	rear seat	1	7280082
1961-62	All exc. 21 (9.647)	NUT, rear seat speaker switch to inst. panel	1	538967
1961-62	All exc. 21 (8.921)	speaker to inst. panel. (No. 10-24)	4	441239
1961-62	2311-37-39-69, 25, 26, 2839 & 2947 (8.921)	rear seat speaker	4	271472
1962	All exc. 21 (8.921)	speaker grille to inst. panel	4	274800
1961	2311-37-39-69, 25-26, 2839	WIRE ASSY., rear seat speaker to switch	1	7277837
1961-62	2367, 2837-67, 2947	rear seat speaker to switch	1	7278642
1962	2311-39-47-69, 2839	rear seat speaker to switch	1	4862143

9.655 GRILLE, RADIO SPEAKER

1961	All exc. 21	inst. panel speaker	1	4807904
1961	2367	rear seat back speaker	1	4808194
1961	2837-67	rear seat back speaker	1	4808193
1961-62	All	rear seat speaker	1	7275388
1962	All exc. 21	inst. panel speaker-w/inst. panel cushion	1	541737
1962	2367, 2947	rear seat back speaker	1	4839303
1962	2847-67	rear seat back speaker	1	4850134
1961	All exc. 21	BOLT AND CLIP, inst. panel speaker grille	4	4822396
1962	23-26 All	inst. panel speaker grille	4	4822396
1961	All exc. 2119-35	BUMPER, inst. panel speaker	2	4817960
1961-62	21 All	speaker mtg. plate	2	539832
1962	All exc. 21	front speaker grille-w/inst. panel cushion	2	542571
1962	23-26 All	inst. panel speaker	2	4817960
1961-62	21 All	PLATE, speaker mtg.	1	539900
1961-62	2367, 2947	SUPPORT, rear seat back speaker grille	1	4797124
1961-62	2867	rear seat back speaker grille	1	4765491

9.663 CONDENSER, RADIO

1961-62	All	generator regulator-w/clamp	1	1932222
1961-62	All	generator-w/clamp	1	1914827

9.667 BRACKET, RADIO RECEIVER TO INSTRUMENT PANEL

1961-62	21 All	w/manual radio	1	539609
1961-62	21 All	w/push button radio	1	579077
1961-62	All exc. 21	NUT, receiver to trim plate	2	7235969
1961-62	21 All	receiver to inst. panel	2	7235969
1961-62	21 All (8.921)	receiver to inst. panel brkt.	1	446722

9.709 LIGHTER ASSY., CIGAR

1961-62	All exc. 21	BASE ASSY., w/Casco lighter	1	538665
1961-62	21 All		1	3771762
1961-62	All exc. 21	BEZEL, lighter to inst. panel	1	538611
1961	All	CASE AND CIRCUIT BREAKER ASSY., w/Rochester lighter	1	7015165
1962	All exc. 21	w/Rochester lighter	1	7008641
1962	21 All	CASE ASSY., w/Rochester lighter	1	7021120
1961-62	All	CAP ASSY., cigar lighter-w/Rochester lighter	1	7002265
1961-62	All exc. 21	KNOB, PLUG AND ELEMENT, w/Casco lighter	1	538666
1961	All exc. 21	w/Rochester lighter	1	7019187
1961-62	21 All	w/Casco lighter	1	1195992
1962	All exc. 21	w/Rochester lighter	1	7021059
1962	21 All	w/Rochester lighter	1	7021201
1961-62	21 All	KNOB, lighter	1	1195993
1961-62	21 All	ELEMENT ASSY., lighter	1	1171571
1961-62	All	lighter-w/Rochester	1	7011823
1961-62	All exc. 21	lighter-w/Casco	1	540425
1961	All exc. 21	RETAINER, lighter to inst. panel-w/Rochester	1	7019189
1961-62	21 All	lighter clamping-w/Casco	1	3771764
1962	21 All	lighter clamping-w/Rochester	1	7003065
1962	All exc. 21	lighter to inst. panel-w/Rochester	1	7021064
1961	21 All	WIRE ASSY., lighter	1	2978732

9.712 FUSE, CIGAR LIGHTER

1961	All		1	1314453
------	-----	--	---	---------

9.743 INSTRUMENT PANEL CLUSTER PARTS

1961-62	21 All	BEZEL, inst. cluster	1	539374
1961-62	All	inst. panel inst.	1	1588738
1961-62	21 All	BEAD, inst. cluster bezel opening	1	539759
1961-62	All exc. 21	BOOT, inst. panel, Hot-Cold, tell tale filter sealing	1	1588754
1961-62	21 All	front-hot, filter sealing	1	1589254
1961-62	21 All	oil-turn, filter sealing	1	1588753
1961-62	All exc. 21	oil-brake-safeguard, filter sealing	3	1588753
1961-62	All exc. 21	speedometer-miles exc. safeguard-brake-oil, filter sealing	1	1588753
1961-62	21 All	CAP AND SLEEVE ASSY., generator tell tale	1	1589336
1961-62	All exc. 21	turn signal tell tale	2	1589293
1961-62	All	hi-beam tell tale	1	1589252
1961-62	All exc. 21	CASE ASSY., inst. panel cluster-exc. safeguard speedometer or brake warning lamp	1	1589744
1961-62	All exc. 21	inst. panel cluster-w/safeguard speedometer	1	1589276
1961-62	21 All A.T.	CASE AND CLIP ASSY., inst. panel cluster-exc. parking brake warning lamp	1	1589747
1961-62	21 All-S.T.	inst. panel cluster-w/parking brake warning lamp	1	1589748
1961-62	All	BOLT & BUSHING ASSY., Inst. Cluster	3	1586095
1961-62	All	FACE, inst. panel inst. cluster	1	1588737
1961-62	21 All	FILLER, inst. cluster opening bead-anti rattle	4	539868
1961-62	21 All	FILTER, inst. cluster oil, tell tale	1	1589292
1961-62	21 All	turn, tell tale	1	1588755
1961-62	21 All	odometer light	2	5655169
1961-62	21 All-S.T.	brake, tell tale w/parking warning lamp	1	1588750
1961-62	21 All-A.T.	brake, tell tale	1	1588750
1961-62	All	hot, tell tale	1	1588748
1961-62	All exc. 21	cold, tell tale	1	1588749
1961-62	All exc. 21	oil, tell tale	1	1588751
1961-62	All exc. 21	safeguard, tell tale	1	1589291
1961-62	All exc. 21	brake, tell tale-w/safeguard speedometer	1	1588750
1961-62	All exc. 21	brake, tell tale-w/parking brake warning lamp	1	1588750
1961-62	21 All	GASKET, inst. panel oil-turn, cluster	2	1589859
1961-62	21 All	generator, tell tale	1	1587910
1961-62	21 All	hot, tell tale	1	1588757
1961-62	21 All	hi-beam, tell tale	2	1587911
1961-62	All	speedometer dust	1	1589316
1961-62	All exc. 21	inst. panel directional & hi-beam tell tale	3	5655577
1961-62	All exc. 21	hot-cold, tell tale	1	1589860
1961-62	All exc. 21	oil-brake, w/safeguard speedometer	3	1589859
1961-62	All exc. 21	speedometer, exc. safeguard or brake warning lamp	1	1589859
1961-62	21 All	INSULATOR, inst. panel gas gauge	1	5640011
1961-62	All exc. 21	ammeter	1	5640011
1961-62	All exc. 21	gas gauge-exc. safeguard speedometer	1	5643011
1962	All exc. 21	LAMP ASSY., inst. panel thermister and tell tale-w/safeguard speedometer	1	5643256
1961-62	All	PLATE, inst. panel cluster fuel gauge back-exc. safeguard speedometer	1	5643478
1961-62	All exc. 21	inst. panel ammeter back	1	1502175
1961	All exc. 21	RETAINER ASSY., inst. cluster to trim plate	1	538675
1961-62	21 All	inst. cluster to bezel	2	539814
1961-62	All	inst. cluster face	1	1588739
1962	All exc. 21	inst. panel cluster to trim plate	1	541183
1961-62	All	SPACER, inst. cluster dial	2	1589268
1961	21 All	SCREW, SPACER AND BUSHING ASSY., inst. cluster	3	1586095
1961	21 All	SCREW, inst. cluster bezel to		
		inst. panel (No. 10-12x5/8")	2	168590
1962	21 All	inst. cluster bezel to panel (No. 10-12 x 3/4")	2	168593
1961-62	21 All	SLEEVE, inst. cluster hot, tell tale	1	1588756
1961-62	21 All	oil-turn-brake, tell tale	3	1588752
1961-62	All exc. 21	hot-cold, tell tale	2	1588756
1961-62	All exc. 21	oil, tell tale-exc. safeguard speedometer	1	1588752
1961-62	All exc. 21	oil-brake-w/safeguard speedometer	3	1588752

1961-62	21 All (8.921)	NUT, inst. cluster bezel bead (1/8")	2	274992
1961-62	21 All	inst. cluster bezel to inst. panel	2	540102
1961-62	21 All (8.921)	inst. cluster to ret. (No. 10-24)	4	273292
1961-62	All exc. 21	WIRE HARNESS, safeguard speedometer	1	2978688

9.750 TACHOMETER PARTS

1962	26-27-28 All	BRACKET, tachometer to floor mtg.-field installation .	1	542890
1962	23, 29 All 3 SPD.-S.T.	tachometer to floor mtg.	1	542896
1962	23, 29 All 3 SPD.-S.T.	ESCUTCHEON, tachometer	1	542955
1962	All exc. 21 (8.965)	FUSE, tachometer wire (1 amp.)	1	149559
1962	All exc. 21	GASKET, tachometer to housing	1	542889
1962	All exc. 21	HEAD ASSY., tachometer	1	1549831
1962	All exc. 21	HOUSING, tachometer	1	542850
1962	All exc. 21	RETAINER, tachometer to housing	1	542888
1962	All exc. 21	SCREW, tachometer hsg. ret. to hsg.	1	543119
1962	All exc. 21	WIRE ASSY., tachometer	1	2980940

9.762 CONTROL ASSY., SAFEGUARD SPEEDOMETER

1961-62	All exc. 21	BUZZER ASSY., safeguard speedometer	1	5655193
1961-62	All exc. 21	KNOB, safeguard speedometer control	1	1116952
1961-62	All exc. 21	NUT, control to inst. panel	1	1569776
1961-62	All exc. 21		1	537694

9.772 CLOCK PARTS, INSTRUMENT PANEL

1961	All exc. 21	CLOCK	1	538008
1962	21 All (2.530)	CONNECTOR, clock wire to radio dial light lead	1	2962448
1962	21 All	BODY, clock wire conn. to clock lead	1	2962984
1962	21 All	KNOB, clock reset	1	543029
1961	All exc. 21	WIRE ASSY., clock	1	2978546
1962	All exc. 21		1	2979973

9.773 SAFETY LIGHT PARTS (Inside Controlled)

1961-62	All exc. 21	BRACKET, inside mounting 540119 RH		540120 LH
1961-62	21 All	lamp mtg.	1	1350433
1961-62	21 All	COLLAR, safety lamp shaft	1	1348703
1961-62	21 All	GASKET, safety lamp bracket	1	1350432
1961-62	21 All	SPACER, safety lamp shaft to pillar	1	541325
1961-62	All (8.907)	SCREW, lamp mtg. bracket to shaft		
		tension (1/4"-20 x 1/2" chrome)	1	132256
1961-62	21 All	safety lamp shaft collar set	1	1348700

9.775 GROMMET, RUBBER

1961-62	21 All S.T.	choke cable dash	1	539726
1961	All A.C. exc. 21	comp. discharge hose thru rad. baffle	1	540061
1961	All Cool Pack A.C.	freon hose thru rad. baffle	2	142350
1961-62	All Cool Pack A.C.	freon hose thru dash (1" L.D.)	1	537082
1961-62	All Circulaire A.C.	heater core water inlet tube-w/heater . . (7/8" L.D.)	1	537081
1961-62	All Circulaire A.C.	heater core water outlet tube-w/heater . . (1" L.D.)	1	537082
1961-62	All Circulaire A.C.	liquid indicator to evaporator tube to rad baffle . .	1	533569
1961	All Cool Pack A.C.	refrigerant tube thru rad.	1	533569
1961	21 All	heater case cable (5/32" L.D.)	1	539801
1961-62	All Cool Pack A.C.	refrigerant tube thru dash (5/16" L.D.)	1	535777
1961-62	All	speedometer cable thru dash	1	537309
1961	21 All A.T.	trans. control cable thru dash	1	537309
1961-62	21 All A.C.	freon hose thru rad. baffle (1" L.D.)	1	537082
1961	All Circulaire A.C.	control cable to dash	1	536945

1961	All	wire harness thru rad. baffle	2	536858
1961	21 All	water valve cable dash hole or cover-w/heater	1	3711345
1961	All exc. 21 & A.C.	air inlet cable dash-w/M.C. heater	1	3711345
1961-62	All Circulaire A.C.	evaporator inlet pipe	1	3142670
1961	All Circulaire A.C.	evaporator outlet pipe-w/5 cyl. comp.	1	3140663
1961-62	All Circulaire A.C.	evaporator outlet pipe-w/6 cyl. comp.	1	3152401
1962	21 All A.C.	refrigerant tube thru dash (15/32" I.D.)	1	541665
1962	21 All A.C.	heater temp. control cable to duct	1	542849
1962	21 All A.T.	trans. cont. cable thru floor pan	1	541811
1962	All A.C. exc. 2947 Custom	comp. discharge hose thru rad. baffle	1	540061
1962	21 All A.C.	evaporator equalizer tube thru dash	1	3711345
1962	21 All A.C.	temp. reg. valve cable thru dash	1	3711345
1962	All Circulaire A.C.	control cable to dash	1	3711345

9.779 OUTLET, WINDSHIELD DEFROSTER AIR

1961	21 All		4834644 RH	4836328 LH
1961-62	All exc. 21		4809442 RH	4809443 LH
1962	21 All		4867494 RH	4867495 LH
1961	21 All	CABLE ASSY., air and defroster (34-1/2" long)	1	537589
1962	21 All		(34-1/2" long)	1 542567
1961	21 All	HOSE, defroster air (2")	2	539716
1961	All exc. 21	defroster air	540365 RH	537318 LH
1962	All exc. 21	defroster air		540367 LH
1962	21 All	defroster air	2	542526
1961-62	All exc. 21 (8.852)	SPRING, defroster high speed switch-w/P.B.C. heater	1	7259072
1961-62	All exc. 21	SWITCH ASSY., defroster-w/P.B.C. heater	1	7277493

9.782 GRILLE

GRILLE (see Group 9.786 for use)	579778
GRILLE (see Group 9.786 for use)	579779

9.786 AIR INTAKE PARTS

1961-62	All Circulaire A.C.	CLIP, air valve diaphragm link	AR	3138305
1961-62	All exc. 21	GRILLE, shroud duct panel air intake	4739018 RH	4739019 LH
1961-62	21 All exc. A.C. (9.782)		579778 RH	
1961-62	21 All (9.782)			579779 LH
1961	All Circulaire A.C. (8.857)	GASKET, heater opening cover plate-exc. heater	1	538879
1961	All Circulaire A.C.	PLATE, heater opening cover-exc. heater	1	537684
1961	21 All	NUT, air inlet grille to valve body	6	563523
1961	21 All	SLEEVE, heater blower to front distributor duct	1	537692
1961	All exc. 21 & Circulaire A.C.	heater blower to air inlet duct	1	538704
1962	All exc. 21 & Circulaire A.C.	heater blower to air inlet duct	1	542392

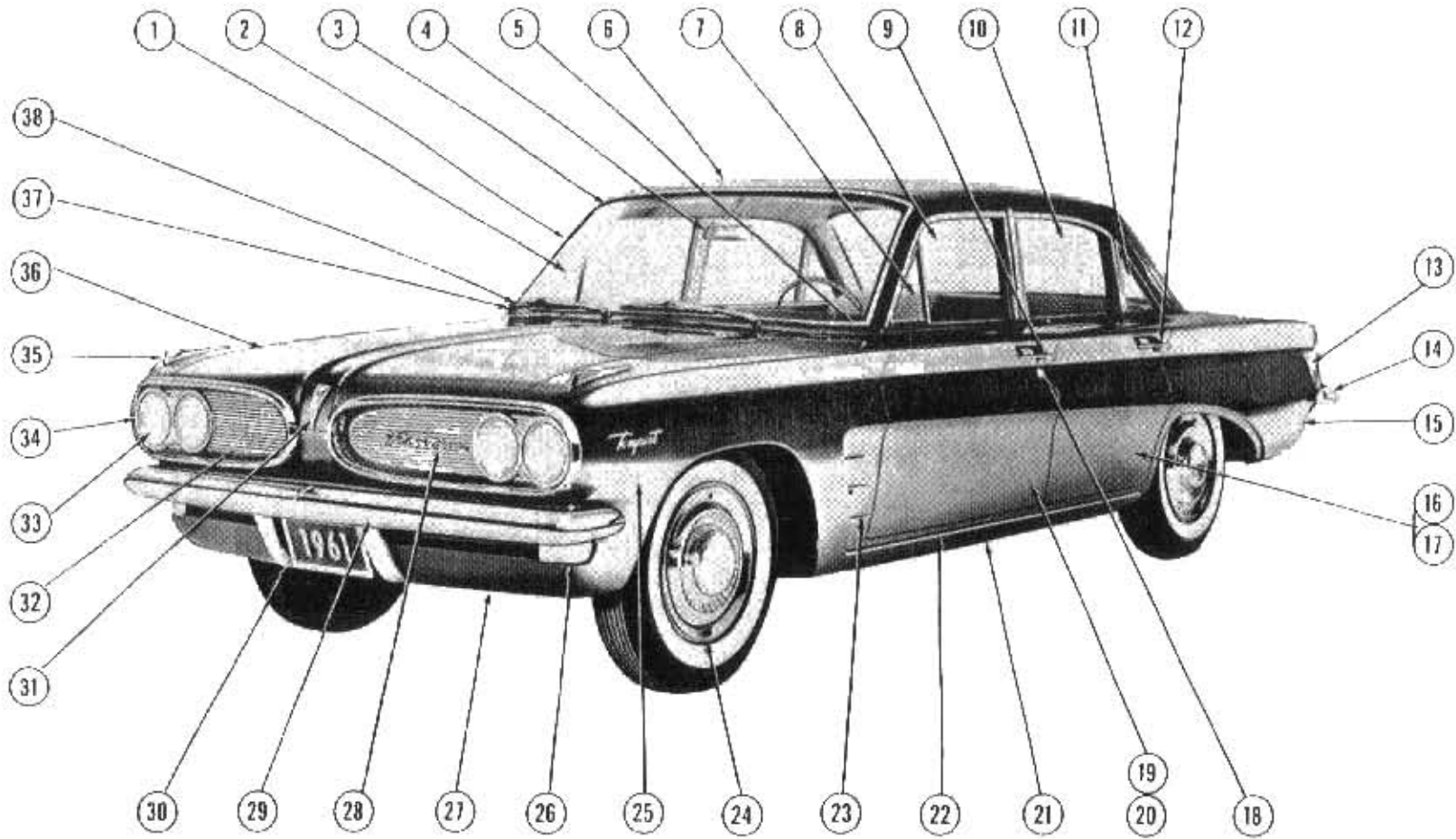
9.787 CONTROL ASSY., AIR INLET

1961-62	All exc. 21 & Circulaire A.C.		538697 RH	
1961-62	All exc. 21			538697 LH
1961-62	21 All			2 539404
1961-62	21 All	CLIP, air vent control cable	2	579269
1961-62	21 All (9.787)	NUT, air and defroster cable assy., to rear duct brkt.	1	3126659
1961-62	21 All	PIN, air inlet valve	2	583466

9.789 BODY AND SHAFT ASSY., SHROUD SIDE AIR INLET VALVE

1961	21 All exc. A.C.		539377 RH	
1961	21 All			539378 LH

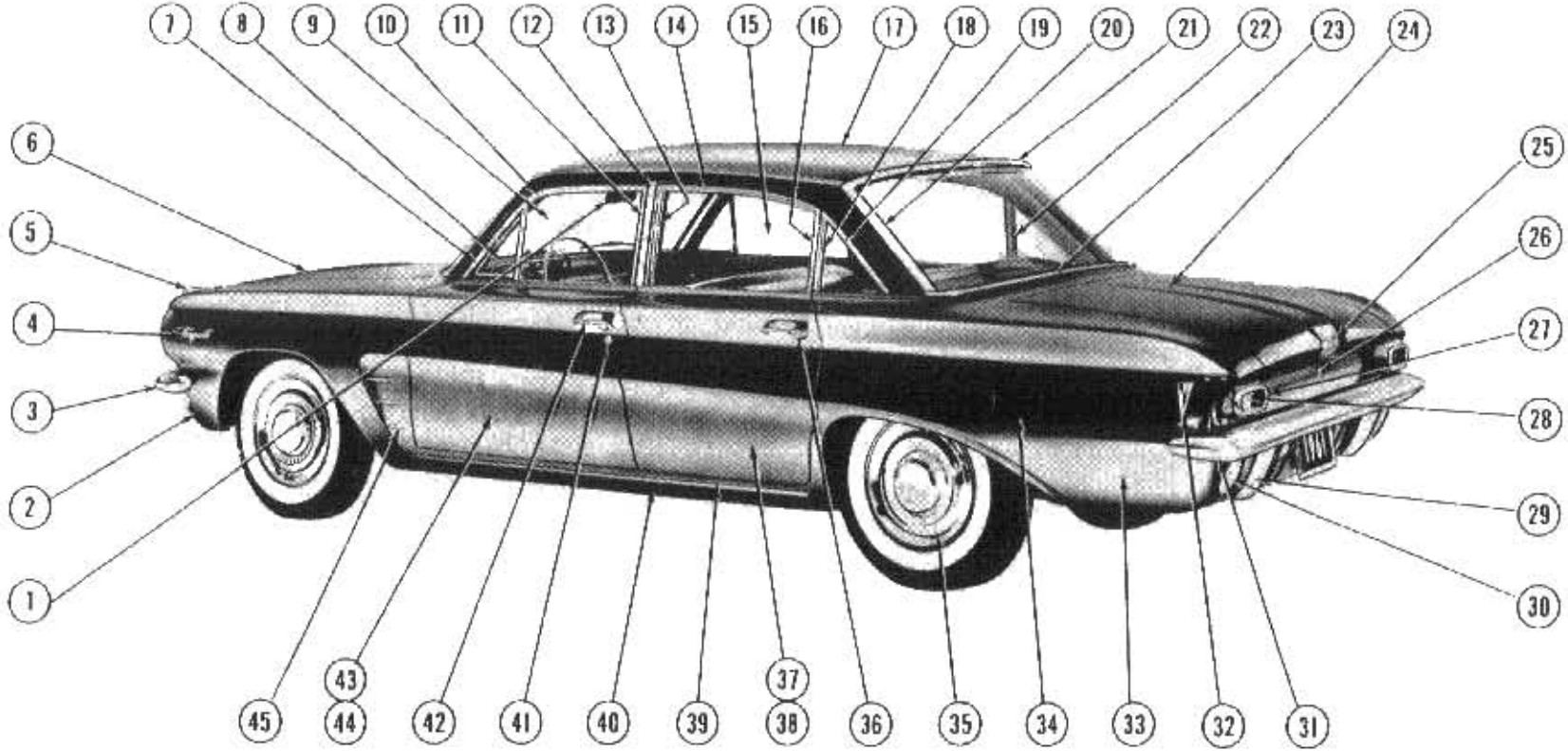
1961 FOUR DOOR TEMPEST SEDAN



1961 FOUR DOOR TEMPEST SEDAN

KEY	PART NAME	GROUP NO.
1	GLASS, Windshield	10.027
2	MOLDING, Windshield Side Reveal	10.093
3	MOLDING, Windshield Upper Reveal	10.093
4	MIRROR ASS'Y, Rear View	10.185
5	MOLDING, Windshield Lower Reveal	10.093
6	PANEL, Roof	12.810
7	GLASS, Front Door Ventilator	10.658
8	GLASS, Front Door Window	10.681
9	HANDLE, Door Outside Locking—Front	10.527
10	GLASS, Rear Door Window	10.741
11	GLASS, Rear Quarter Window	11.011
12	HANDLE, Door Outside—Rear	10.534
13	EMBLEM, Rear Fender Crest	12.116
14	BUMPER, Rear	7.831
15	PANEL, Rear Quarter Side Outer	12.940
16	DOOR ASS'Y, Rear	10.373
17	PANEL, Rear Door Outer	12.913
18	CYLINDER KIT, Door Lock	10.550
19	DOOR ASS'Y, Front	10.351
20	PANEL, Front Door Outer	12.895
21	PANEL, Door Opening Rocker	12.934
22	MOLDING, Body Rocker Panel	8.231
23	ORNAMENT, Front Fender Wind Split	8.147
24	DISC ASS'Y, Wheel	5.858
25	FENDER, Front	8.130
26	LAMP ASS'Y, Parking	2.585
27	PANEL ASS'Y, Radiator Grille Lower	1.266
28	PLATE, Radiator Grille Name	1.303
29	BUMPER, Front	7.831
30	GUARD ASS'Y, Front Bumper	7.828
31	EMBLEM, Front Hood Crest	8.030
32	GRILLE, Radiator	1.266
33	HEADLAMP ASS'Y	2.725
34	BEZEL, Headlamp	2.728
35	ORNAMENT, Front Fender	8.147
36	PANEL ASS'Y, Hood	8.000
37	BLADE, Windshield Wiper	10.146
38	ARM, Windshield Wiper	10.147

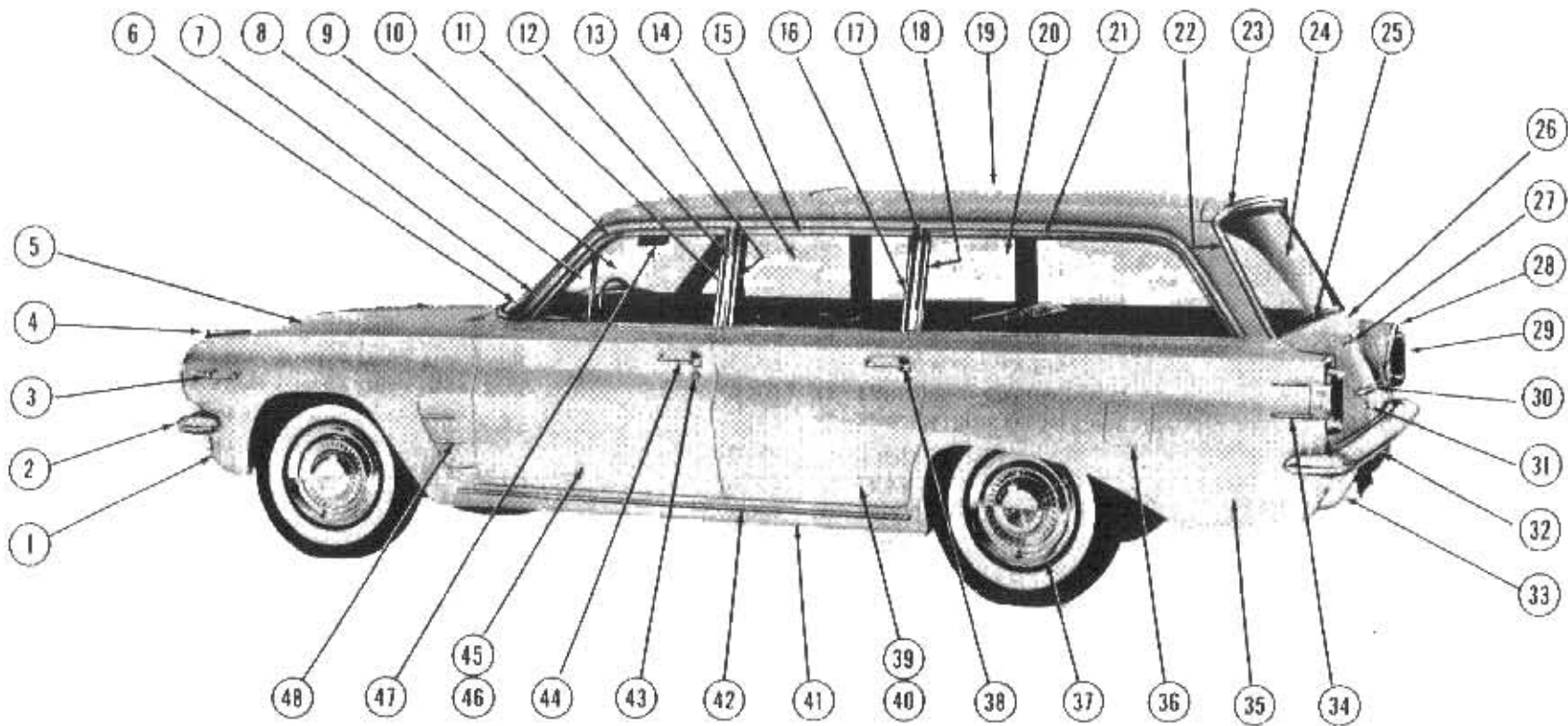
1961 FOUR DOOR TEMPEST SEDAN



1961 FOUR DOOR TEMPEST SEDAN

KEY	PART NAME	GROUP NO.	KEY	PART NAME	GROUP NO.
1	MIRROR ASS'Y, Rear View	10.185	24	LID, Rear Compartment	12.181
2	FENDER, Front	8.130	25	PLATE, Rear Name	12.182
3	BUMPER, Front	7.831	26	LOCK, Rear Compartment Lid	12.242
4	PLATE, Front Fender Name	8.147	27	HOUSING, Tail Lamp	2.681
5	ORNAMENT, Front Fender	8.147	28	LENS, Tail Lamp	2.682
6	PANEL ASS'Y, Hood	8.000	29	GUARD ASS'Y, Rear Bumper	7.828
7	MOLDING, Windshield Pillar Drip	12.075	30	LAMP ASS'Y, Back-Up	2.697
8	GLASS, Front Door Ventilator	10.658	31	BUMPER, Rear	7.831
9	GLASS, Front Door Window	10.681	32	EMBLEM, Rear Fender Crest	12.116
10	MOLDING, Front Door Window Frame Upper Scalp	10.707	33	PANEL, Rear Quarter Side Outer	12.940
11	MOLDING, Front Door Window Frame Vert. Scalp	10.707	34	DOOR, Fuel Tank Filler	12.944
12	MOLDING, Center Pillar Vert. Scalp	12.113	35	DISC ASS'Y, Wheel	5.858
13	MOLDING, Rear Door Window Frame Front Vert. Scalp	10.772	36	HANDLE, Door Outside—Rear	10.534
14	MOLDING, Rear Door Window Frame Upper Scalp	10.772	37	DOOR ASS'Y, Rear	10.373
15	GLASS, Rear Door Window	10.741	38	PANEL, Rear Door Outer	12.913
16	MOLDING, Rear Door Window Frame Rear Vert. Scalp	10.772	39	MOLDING, Body Rocker Panel	8.231
17	PANEL, Roof	12.810	40	PANEL, Door Opening Rocker	12.934
18	MOLDING, Rear Quarter Window Front Reveal	11.031	41	CYLINDER KIT, Door Lock	10.550
19	MOLDING, Rear Quarter Window Upper Reveal	11.031	42	HANDLE, Door Outside Locking—Front	10.527
20	MOLDING, Back Window Side Reveal	11.208	43	DOOR ASS'Y, Front	10.351
21	MOLDING, Back Window Upper Reveal	11.208	44	PANEL, Front Door Outer	12.895
22	GLASS, Back Window	11.204	45	ORNAMENT, Front Fender Wind Split	8.147
23	MOLDING, Back Window Lower Reveal	11.208			

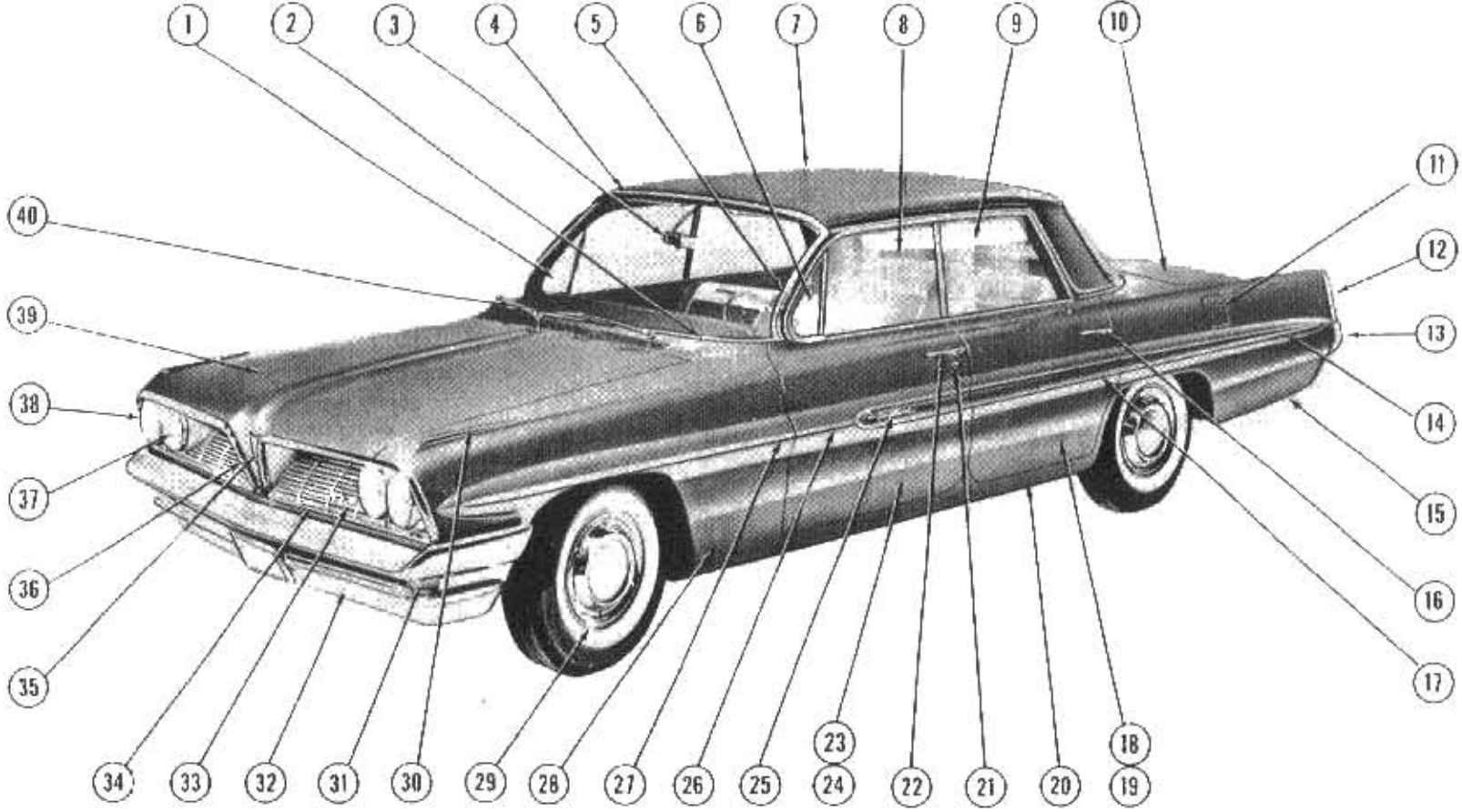
1961 FORD FOUR DOOR TEMPEST SAFARI



1961 FOUR DOOR TEMPEST SAFARI

KEY	PART NAME	GROUP NO.	KEY	PART NAME	GROUP NO.
1	FENDER, Front	8.130	25	CHANNEL, Back Door Window	10.092
2	BUMPER, Front	7.831	26	DOOR ASS'Y, Back	12.179
3	PLATE, Front Fender Name	8.147	27	PLATE, Rear Name	12.182
4	ORNAMENT, Front Fender	8.147	28	MOLDING, Rear of Rear Fender	12.116
5	PANEL ASS'Y, Hood	8.000	29	LENS, Tail Lamp	2.682
6	GLASS, Windshield	10.027	30	HANDLE, Back Door	12.195
7	MOLDING, Windshield Pillar Drip	12.075	31	LOCK, Back Door	12.242
8	GLASS, Front Door Ventilator	10.658	32	BUMPER, Rear	7.831
9	GLASS, Front Door Window	10.681	33	GUARD ASS'Y, Rear Bumper	7.828
10	MOLDING, Front Door Window Frame—Upper Scalp	10.707	34	ORNAMENT, Rear Fender	12.116
11	MOLDING, Front Door Window Frame—Vert. Scalp	10.707	35	PANEL, Rear Quarter Side Outer	12.940
12	MOLDING, Center Pillar Vertical Scalp	12.113	36	DOOR, Fuel Tank Filler	12.944
13	MOLDING, Rear Door Window Frame—Vert. Scalp	10.772	37	DISC ASS'Y, Wheel	5.858
14	GLASS, Rear Door Window	10.741	38	HANDLE, Door Outside—Rear	10.534
15	MOLDING, Rear Door Window Frame—Upper Scalp	10.772	39	DOOR ASS'Y, Rear	10.373
16	MOLDING, Rear Door Window Frame—Rear Vert. Scalp	10.772	40	PANEL, Rear Door Outer	12.913
17	MOLDING, Rear Body Lock Pillar Scalp	11.031	41	MOLDING, Body Rocker Panel	8.231
18	MOLDING, Rear Quarter Window Front Reveal	11.031	42	PANEL, Door Opening Rocker	12.934
19	PANEL, Roof	12.810	43	CYLINDER KIT, Door Lock	10.550
20	GLASS, Rear Quarter Window	11.011	44	HANDLE, Door Outside Locking—Front	10.527
21	MOLDING, Rear Quarter Window Upper Reveal	11.031	45	DOOR ASS'Y, Front	10.351
22	MOLDING, Back Body Opening Side Upper	12.195	46	PANEL, Front Door Outer	12.895
23	MOLDING, Back Door Outer Panel	12.195	47	MIRROR ASS'Y, Rear View	10.185
24	GLASS, Back Door Window	12.180	48	ORNAMENT, Front Fender Wind Split	8.147

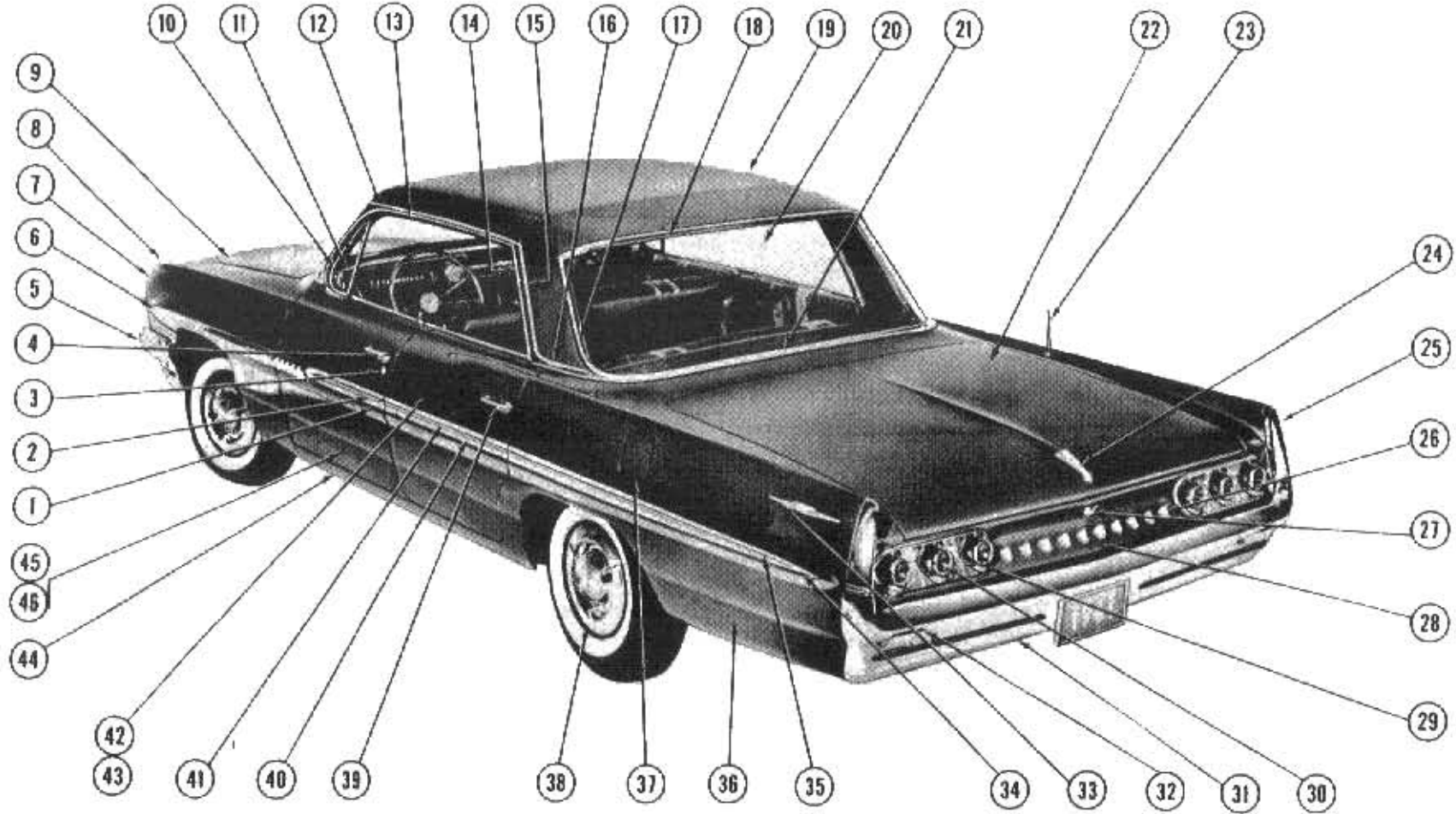
1961 FOUR DOOR VENTURA HARDTOP SEDAN



1961 FOUR DOOR VENTURA HARDTOP SEDAN

KEY	PART NAME	GROUP NO.
1	GLASS, Windshield	10.027
2	MOLDING, Windshield Lower Reveal	10.093
3	MIRROR ASS'Y, Rear View	10.185
4	MOLDING, Windshield Upper Reveal	10.093
5	MOLDING, Windshield Side Reveal	10.093
6	GLASS, Front Door Ventilator	10.658
7	PANEL, Roof	12.810
8	GLASS, Front Door Window	10.681
9	GLASS, Rear Door Window	10.741
10	LID, Rear Compartment	12.181
11	DOOR, Fuel Tank Filler	12.944
12	MOLDING ASS'Y, Rear of Rear Fender—Vertical	12.116
13	BUMPER, Rear	7.831
14	MOLDING PKG. Rear Fender	12.116
15	PANEL, Rear Quarter Side Outer	12.940
16	HANDLE, Door Outside—Rear	10.534
17	MOLDING, PKG., Rear Door	12.114
18	DOOR ASS'Y, Rear	10.373
19	PANEL, Rear Door Outer	12.913
20	PANEL, Door Opening Rocker	12.934
21	CYLINDER KIT, Door Lock	10.550
22	HANDLE, Door Outside Locking—Front	10.527
23	DOOR ASS'Y, Front	10.351
24	PANEL, Front Door Outer	12.895
25	PLATE, Front Door Name	12.112
26	MOLDING PKG., Front Door	12.114
27	MOLDING PKG., Front Fender	8.147
28	FENDER, Front	8.130
29	DISC ASS'Y, Wheel	5.858
30	ORNAMENT, Front Fender	8.147
31	LAMP ASS'Y, Parking	2.585
32	BUMPER, Front	7.831
33	PLATE, Radiator Grille Name	1.303
34	GRILLE, Radiator	1.266
35	EMBLEM, Front Hood Crest	8.030
36	MOLDING, Radiator Grille—Upper	1.266
37	HEADLAMP ASS'Y	2.725
38	DOOR, Headlamp	2.728
39	PANEL ASS'Y, Hood	8.000
40	ARM, Windshield Wiper	10.147

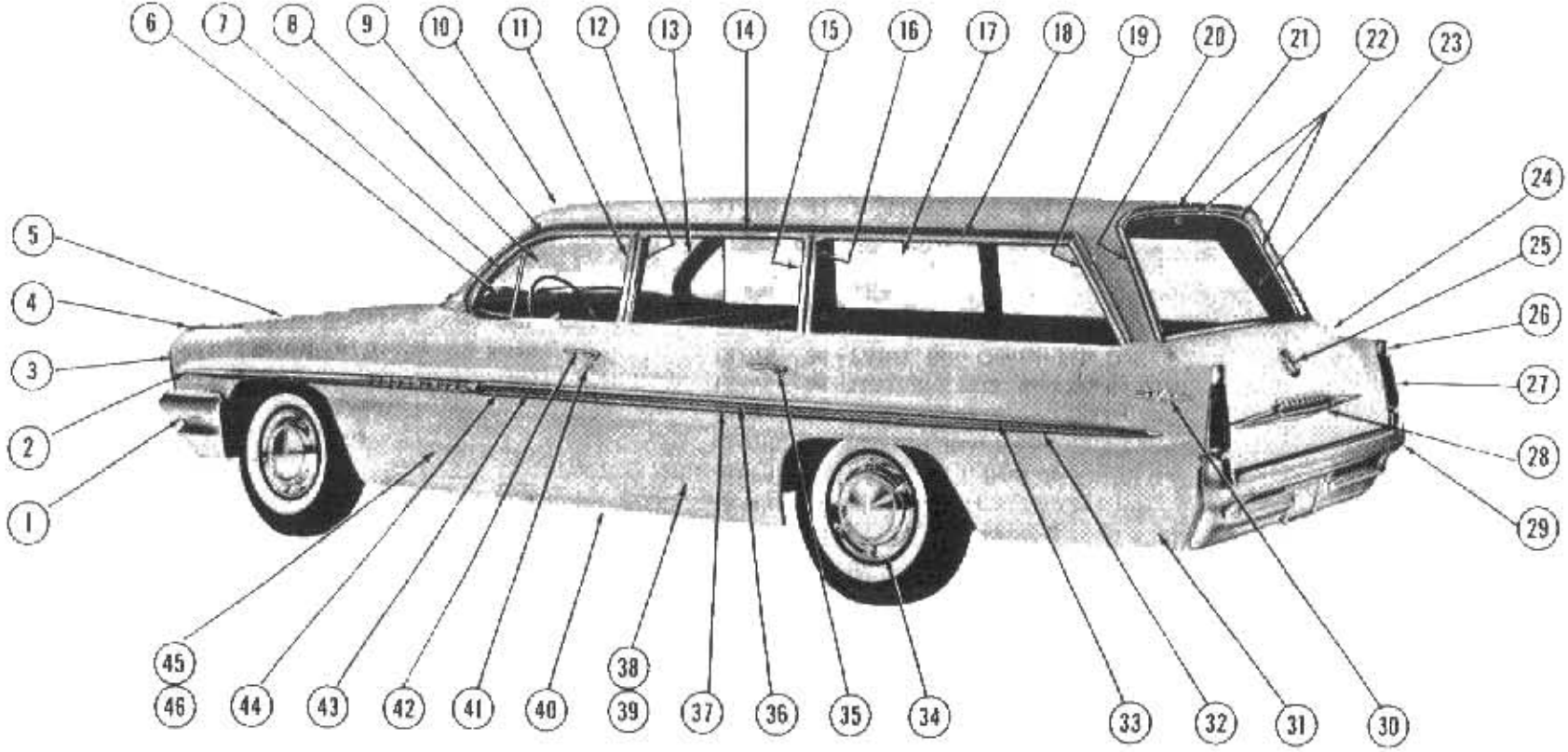
1961 FOUR DOOR BONNEVILLE HARDTOP SEDAN



1961 FOUR DOOR BONNEVILLE HARDTOP SEDAN

KEY	PART NAME	GROUP NO.	KEY	PART NAME	GROUP NO.
1	MOLDING PKG., Front Door Insert	12.112	24	EMBLEM, Rear Comp. Lid Crest	12.182
2	MOLDING PKG., Front Door Lower	12.112	25	MOLDING PKG., Rear of Rear Fender—Vertical	12.116
3	CYLINDER KIT, Door Lock	10.550	26	LETTERS, Rear End Panel Name	12.182
4	HANDLE, Door Outside Locking—Front	10.527	27	LOCK, Rear Comp. Lid	12.242
5	BUMPER, Front	7.831	28	PANEL, Rear End	12.966
6	MOLDING PKG., Front Fender	8.147	29	HOUSING, Tail Lamp	2.681
7	FENDER, Front	8.130	30	LENS, Tail Lamp	2.682
8	ORNAMENT, Front Fender	8.147	31	BUMPER, Rear	7.831
9	PANEL ASS'Y, Hood	8.000	32	LAMP ASS'Y, Back-Up	2.697
10	MOLDING, Windshield Pillar Drip	12.075	33	EMBLEM, Rear Fender	12.116
11	MOLDING, Windshield Pillar Reveal	12.075	34	MOLDING PKG., Rear Fender	12.116
12	MOLDING, Roof Drip Scalp—Front	12.075	35	MOLDING PKG., Rear Fender Insert	12.116
13	MOLDING, Roof Rail Reveal—w/Weatherstrip Retainer	12.075	36	PANEL, Rear Quarter Side Outer	12.940
14	MOLDING, Body Lock Pillar Reveal—w/Weatherstrip Retainer	10.721	37	DOOR, Fuel Tank Filler	12.944
15	MOLDING, Roof Drip Scalp—Rear	12.075	38	DISC ASS'Y, Wheel	5.858
16	MOLDING, Rear Quarter Belt	12.116	39	HANDLE, Door Outside—Rear	10.534
17	MOLDING, Back Window Side Reveal	11.208	40	MOLDING PKG., Rear Door	12.114
18	MOLDING, Back Window Upper Reveal	11.208	41	MOLDING PKG., Rear Door Insert	12.114
19	PANEL ASS'Y, Roof	12.810	42	DOOR ASS'Y, Rear	10.373
20	GLASS, Back Window	11.204	43	PANEL, Rear Door Outer	12.913
21	MOLDING, Back Window Lower Reveal	11.208	44	PANEL, Door Opening Rocker	12.934
22	LID, Rear Compartment	12.181	45	DOOR ASS'Y, Front	10.351
23	MAST ASS'Y, Antenna	9.647	46	PANEL, Front Door Outer	12.895


1961 FOUR DOOR BONNEVILLE SAFARI



1961 FOUR DOOR BONNEVILLE SAFARI

KEY	PART NAME	GROUP NO.	KEY	PART NAME	GROUP NO.
1	BUMPER, Front.	7.831	24	GATE ASS'Y, Lower End Gate	12.179
2	MOLDING PKG., Front Fender	8.147	25	ESCUTCHEON, Lower End Gate Window Lock Cyl.	12.195
3	FENDER, Front	8.130	26	HOUSING, Tail Lamp	2.681
4	ORNAMENT, Front Fender	8.147	27	LENS, Tail Lamp	2.682
5	PANEL ASS'Y, Hood	8.000	28	ORNAMENT, Lower End Gate	12.182
6	GLASS, Front Door Ventilator	10.658	29	BUMPER, Rear	7.831
7	MOLDING, Windshield Pillar Drip	12.075	30	PLATE, Rear Fender Name	12.116
8	GLASS, Front Window	10.681	31	PANEL, Rear Quarter Side Outer	12.940
9	MOLDING, Front Door Window Upper Scalp	10.707	32	MOLDING PKG., Rear Fender	12.116
10	PANEL, Roof	12.810	33	MOLDING PKG., Rear Fender Insert	12.116
11	MOLDING, Front Door Window Vert. Scalp	10.707	34	DISC ASS'Y, Wheel	5.858
12	MOLDING, Rear Door Window Vert. Front Scalp	10.772	35	HANDLE, Door Outside—Rear	10.534
13	GLASS, Rear Window	10.741	36	MOLDING PKG., Rear Door Insert	12.114
14	MOLDING, Rear Door Window Upper Scalp	10.772	37	MOLDING PKG., Rear Door	12.114
15	MOLDING, Rear Door Window Vert. Rear Scalp	10.772	38	DOOR ASS'Y, Rear	10.373
16	MOLDING, Rear Quarter Window Front Reveal	11.031	39	PANEL, Rear Door Outer	12.913
17	GLASS, Rear Quarter Window	11.011	40	PANEL, Door Opening Rocker	12.934
18	MOLDING, Rear Quarter Window Upper Reveal	11.031	41	CYLINDER KIT, Door Lock	10.550
19	MOLDING, Rear Quarter Window Rear Reveal	11.031	42	HANDLE, Door Outside Locking—Front	10.527
20	MOLDING, Back Body Opening Pinchweld Side	12.195	43	MOLDING PKG., Front Door Insert	12.112
21	MOLDING, Back Body Opening Pinchweld Upper	12.195	44	MOLDING PKG., Front Door	12.112
22	MOLDING, End Gate Reveal—Upper & Sides	12.195	45	DOOR ASS'Y, Front	10.351
23	GLASS, Upper End Gate Window	12.180	46	PANEL, Front Door Outer	12.895

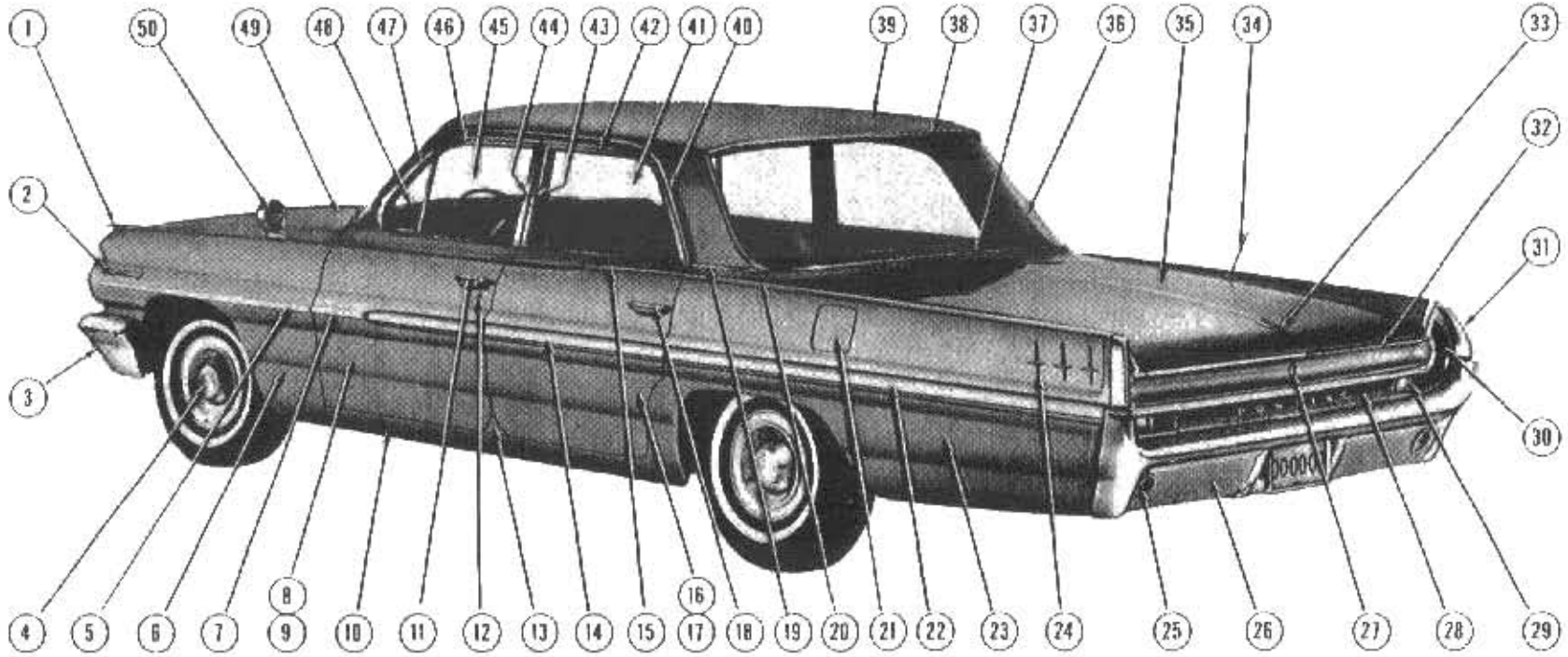
1962 STAR CHIEF FOUR DOOR SEDAN



KEY	PART NAME	GROUP NO.
1	- PANEL, Rear Quarter Side—Outer	12.940
2	- ORNAMENT, Rear Fender Star	12.116
3	- BEZEL, Tail Lamp	2.681
4	- BUMPER, Rear	7.831
5	- MOLDING PKG., Rear Fender—Lower	12.116
6	- MOLDING PKG., Rear Fender—Upper	12.116
7	- DISC, Wheel	5.858
8	- HANDLE, Rear Door—Outside	10.534
9	- MOLDING PKG., Rear Door—Upper	12.114
10	- PANEL, Rear Door—Outer	12.913
11	- MOLDING PKG., Rear Door—Lower	12.114
12	- PANEL, Door Opening Rocker	12.934
13	- HANDLE, Front Door—Outside Locking	10.527
14	- MOLDING PKG., Front Door	12.112
15	- PANEL, Front Door—Outer	12.895
16	- MOLDING PKG., Front Fender	8.147
17	- FENDER, Front	8.130
18	- NAME PLATE, Front Fender	8-147
19	- LAMP ASS'Y, Parking	2.585
20	- BUMPER, Front	7.831
21	- MOLDING, Radiator Grille—Upper	1.268
22	- PANEL, Radiator Grille—Lower	1.266
23	- GRILLE, Radiator	1.266
24	- PANEL, Radiator Grille—Center	1.266
25	- EMBLEM, Radiator Grille	1.303
26	- NAME PLATE, Radiator Grille	1.303
27	- SEALED BEAM UNIT, Headlamp	2.727
28	- BEZEL, Headlamp	2.728
29	- ORNAMENT, Front Fender	8.147
30	- MIRROR, Outside Rear View	10.186
31	- PANEL, Hood	8.000
32	- ARM, Windshield Wiper	10.147
33	- GLASS, Windshield	10.027
34	- MOLDING, Windshield Upper Reveal	10.093
35	- PANEL, Roof	12.810
36	- MOLDING, Windshield Side Reveal	10.093
37	- MOLDING, Front Door Window Front Vertical Scalp	10.707
38	- GLASS, Front Door Ventilator	10.658
39	- MOLDING, Roof Drip	12.075
40	- GLASS, Front Door Window	10.631
41	- MOLDING, Front Door Window Upper Scalp	10.707
42	- MOLDING, Front Door Window Vertical Scalp	10.707
43	- MOLDING, Rear Door Window Front Vertical Scalp	10.772
44	- MOLDING, Rear Door Window Upper Scalp	10.772
45	- GLASS, Rear Door Window	10.741
46	- LID, Rear Compartment	12.181
47	- MAST ASS'Y, Antenna	9.647


1962 STAR CHIEF FOUR DOOR SEDAN

1962 FOUR DOOR STAR CHIEF SEDAN




KEY	PART NAME	GROUP NO.
1	- ORNAMENT, Front Fender	8.147
2	- NAME PLATE, Front Fender	8.147
3	- BUMPER, Front	7.831
4	- DISC, Wheel	5.858
5	- MOLDING PKG., Front Fender	8.147
6	- FENDER, Front	8.130
7	- MOLDING PKG., Front Door	12.112
8	- DOOR ASS'Y, Front	10.351
9	- PANEL, Front Door Outer	12.895
10	- PANEL, Door Opening Rocker	12.934
11	- HANDLE, Front Door Outside Locking	10.527
12	- CYLINDER KIT, Door Lock	10.550
13	- FILLER, Center Pillar Outer Panel—Lower	12.491
14	- MOLDING PKG., Rear Door—Lower	12.114
15	- MOLDING PKG., Rear Door—Upper	12.114
16	- DOOR ASS'Y, Rear	10.373
17	- PANEL, Rear Door Outer	12.913
18	- HANDLE, Rear Door Outside	10.534
19	- MOLDING, Rear Quarter Belt	12.116
20	- MOLDING PKG., Rear Fender—Upper	12.116
21	- DOOR, Fuel Tank Filler	12.944
22	- MOLDING PKG., Rear Fender—Lower	12.116
23	- PANEL, Rear Quarter Side Outer	12.940
24	- ORNAMENT, Rear Fender—Star	12.116
25	- LAMP ASS'Y, Back Up	2.697
26	- BUMPER, Rear	7.831
27	- LOCK, Rear Compartment Lid	12.242
28	- MOLDING, Rear End Panel	12.182
29	- LENS, Tail Lamp—Inboard	2.682
30	- LENS, Tail Lamp—Outboard	2.682
31	- BEZEL, Tail Lamp	2.681
32	- MOLDING, Rear Compartment Lid	12.262
33	- EMBLEM, Rear Compartment Lid	12.182
34	- MAST ASS'Y, Antenna	9.647
35	- LID, Rear Compartment	12.181
36	- GLASS, Back Window	11.204
37	- MOLDING, Back Window Lower Reveal	11.208
38	- MOLDING, Back Window Upper Reveal	11.208
39	- PANEL, Roof	12.810
40	- MOLDING, Roof Drip	12.075
41	- GLASS, Rear Door Window	10.741
42	- MOLDING, Rear Door Window Upper Scalp	10.772
43	- MOLDING, Rear Door Window Front Vert. Scalp	10.772
44	- MOLDING, Front Door Window Vert. Scalp	10.707
45	- GLASS, Front Door Window	10.681
46	- MOLDING, Front Door Window Upper Scalp	10.707
47	- MOLDING, Front Door Wind. Front Vert. Scalp	10.707
48	- GLASS, Front Door Ventilator	10.658
49	- PANEL, Hood	8.000
50	- MIRROR, Outside Rear View	10.186

1962 FOUR DOOR STAR CHIEF SEDAN



1962 PONTIAC (FRONT END VIEW)


KEY	PART NAME	GROUP NO
1	- PANEL, Roof	12 810
2	- MOLDING, Windshield Upper Reveal	10 093
3	- GLASS, Windshield	10 027
4	- MOLDING, Windshield Side Reveal	10 093
5	- ARM, Windshield Wiper	10 147
6	- PANEL, Hood	8 000
7	- ORNAMENT, Front Fender	8 147
8	- BEZEL, Headlamp	2 728
9	- SEALED BEAM UNIT, Headlamp	2 727
10	- MOLDING, Radiator Grille—Upper	1 268
11	- GRILLE, Radiator	1 266
12	- PANEL, Radiator Grille—Center	1 266
13	- EMBLEM, Radiator Grille	1 303
14	- PANEL, Radiator Grille—Lower	1 266
15	- NAME PLATE, Radiator Grille	1 303
16	- LAMP ASS'Y, Parking	2 585
17	- BUMPER, Front	7 831
18	- FENDER, Front	8 130
19	- WHEEL, Steering	6 513
20	- BLADE, Windshield Wiper	10 146
21	- MIRROR, Inside Rear View	10 185



1962 PONTIAC (REAR END VIEW)

KEY	PART NAME	GROUP NO.
1	LID, Rear, Compartment	12.181
2	MOLDING PKG., Rear Fender - Upper	12.116
3	BEZEL, Tail Lamp	2.681
4	LENS, Tail Lamp	2.682
5	BUMPER, Rear	7.831
6	MOLDING, Rear End Panel	12.182
7	PANEL, Rear End	12.966
8	LETTERS, Rear End Panel	12.182
9	LOCK, Rear Compartment Lid	12.242
10	EMBLEM, Rear Compartment Lid	12.182
11	LAMP ASS'Y, Back Up	2.697
12	MOLDING, Rear Compartment Lid	12.262
13	MAST ASS'Y, Antenna	9.647
14	GLASS, Back Window	11.204
15	PANEL, Roof	12.810
16	MOLDING, Back Window Upper Reveal	11.206


1962 TEMPEST TWO DOOR COUPE



KEY	PART NAME	GROUP NO.
1	- BEZEL, Headlamp	2.728
2	- GUARD ASS'Y, Front Bumper	7.828
3	- GRILLE ASS'Y, Radiator	1.266
4	- PANEL ASS'Y, Radiator Grille—Lower	1.266
5	- BUMPER, Front	7.831
6	- LAMP ASS'Y, Parking	2.585
7	- FENDER, Front	8.130
8	- ORNAMENT, Front Fender Wind Split	8.147
9	- MAST ASS'Y, Antenna	9.647
10	- DOOR ASS'Y, Front	10.351
11	- PANEL, Front Door—Outer	12.895
12	- CYLINDER KIT, Door Lock	10.550
13	- HANDLE, Door Outside Locking	10.527
14	- RING, Wheel Trim	5.858
15	- CAP, Wheel Hub	5.858
16	- PANEL, Rear Quarter Side—Outer	12.940
17	- BUMPER, Rear	7.831
18	- NAME PLATE, Rear Fender	12.116
19	- MOLDING, Rear Fender Lower—Rear	12.116
20	- MOLDING, Rear Fender Lower—Front	12.116
21	- MOLDING, Rear Quarter Belt	12.116
22	- MOLDING, Rear Quarter Wind. Upper Scalp	11.031
23	- GLASS, Rear Quarter Wind.	11.011
24	- MOLDING, Rear Quarter Wind. Front Scalp	11.031
25	- MOLDING, Door Wind. Rear Vertical Scalp	10.707
26	- PANEL, Roof	12.810
27	- MOLDING, Door Wind. Upper Scalp	10.707
28	- MOLDING, Roof Drip Scalp	12.075
29	- GLASS, Front Door Window	10.681
30	- MOLDING, Windshield Pillar Drip	12.075
31	- GLASS, Front Door Ventilator	10.658
32	- MOLDING, Windshield Side Reveal	10.093
33	- MOLDING, Windshield Upper Reveal	10.093
34	- MIRROR ASS'Y, Rear View	10.185
35	- GLASS, Windshield	10.027
36	- BLADE, Windshield Wiper	10.146
37	- ORNAMENT, Front Fender	8.147
38	- PANEL ASS'Y, Hood	8.000
39	- LETTERS, Hood Front Name	8.039
40	- EMBLEM, Radiator Grille	1.303
41	- HEADLAMP ASS'Y	2.725

1962 TEMPEST TWO DOOR COUPE


1962 TEMPEST TWO DOOR COUPE



1962 TEMPEST TWO DOOR COUPE


KEY	PART NAME	GROUP NO.
1	- PANEL ASS'Y, Hood	8.000
2	- ORNAMENT, Front Fender	8.147
3	- FENDER, Front	8.130
4	- BUMPER, Front	7.831
5	- CAP, Wheel Hub	5.858
6	- ORNAMENT, Front Fender Wind Split	8.147
7	- DOOR ASS'Y, Front	10.351
8	- PANEL, Front Door Outer	12.895
9	- HANDLE, Door Outside Locking	10.527
10	- CYLINDER KIT, Door Lock	10.550
11	- MOLDING, Rear Fender Lower—Front	12.116
12	- MOLDING, Rear Quarter Belt	12.116
13	- PANEL, Rear Quarter Side—Outer	12.940
14	- DOOR, Fuel Tank Filler	12.944
15	- NAME PLATE, Rear Fender	12.116
16	- MOLDING, Rear Fender Lower—Rear	12.116
17	- APPLIQUE, Tail Lamp	2.680
18	- LENS, Tail Lamp	2.682
19	- PANEL, Rear End—Upper	12.966
20	- PANEL, Rear End—Lower	12.966
21	- GUARD, Rear Bumper	7.828
22	- LAMP ASS'Y, Back-Up	2.697
23	- BUMPER BAR, Rear	7.831
24	- MOLDING, Rear End Panel	12.182
25	- LOCK, Rear Compt. Lid	12.242
26	- EMBLEM, Rear Compt. Lid	12.182
27	- LID, Rear Compartment	12.181
28	- MOLDING, Back Wind. Lower Reveal	11.208
29	- GLASS, Back Window	11.204
30	- MOLDING, Back Wind. Upper Reveal	11.208
31	- PANEL, Roof	12.810
32	- GLASS, Rear Quarter Wind	11.011
33	- MOLDING, Rear Quarter Wind. Upper Scalp	11.031
34	- MOLDING, Rear Quarter Wind. Front Scalp	11.031
35	- MOLDING, Door Wind. Rear Vertical Scalp	10.707
36	- GLASS, Front Door Window	10.681
37	- MOLDING, Door Wind. Upper Scalp	10.707
38	- MOLDING, Roof Drip Scalp	12.075
39	- GLASS, Front Door Ventilator	10.658
40	- MOLDING, Windshield Pillar Drip	12.075

1962 TEMPEST SAFARI



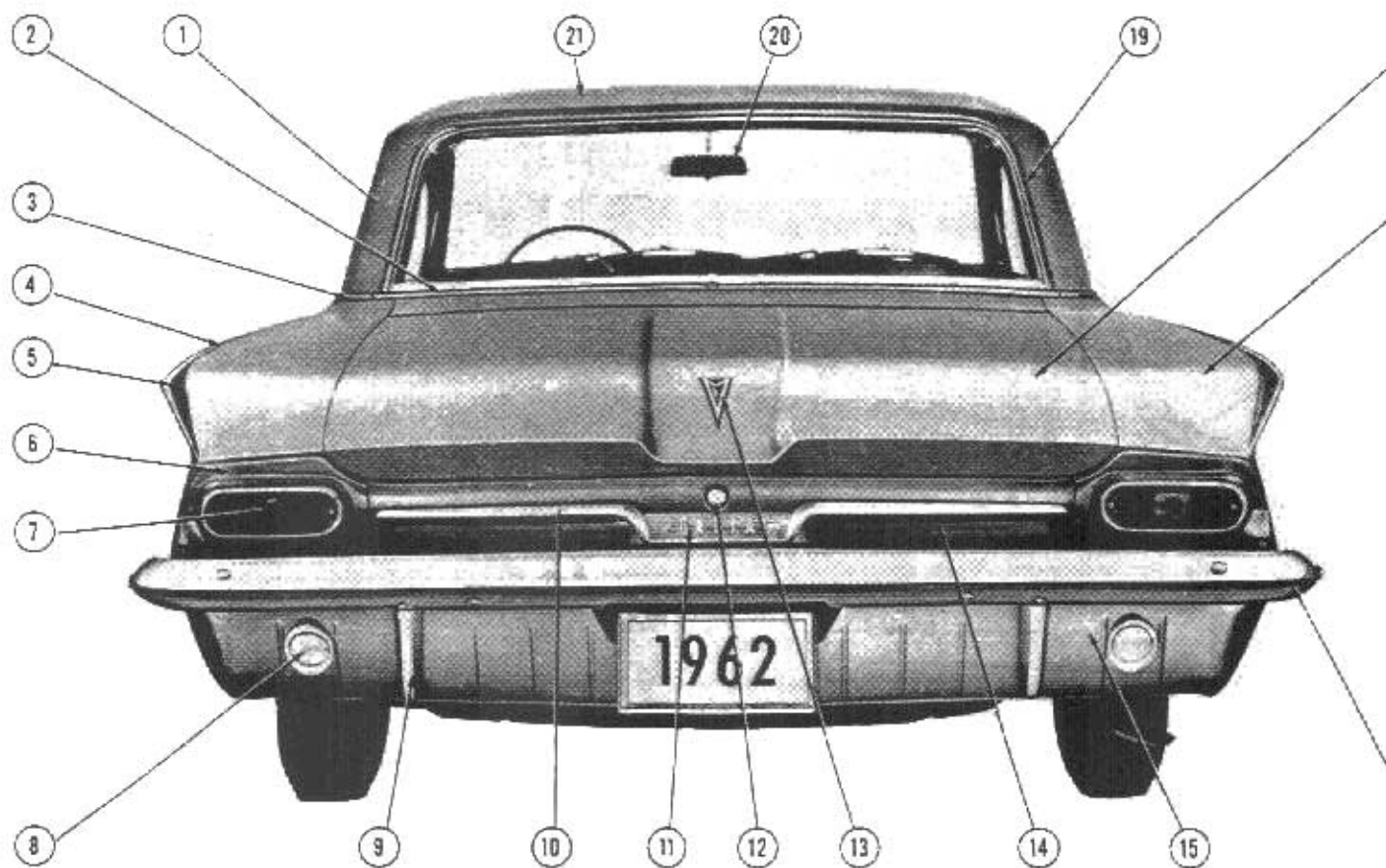
KEY	PART NAME	GROUP NO.
1	- PANEL, Hood	8.000
2	- ORNAMENT, Front Fender	8.147
3	- FENDER, Front	8.130
4	- BUMPER, Front	7.831
5	- CAP, Wheel Hub	5.858
6	- WHEEL, Chassis	5.803
7	- ORNAMENT, Front Fender Wind Split	8.147
8	- DOOR ASS'Y, Front	10.351
9	- HANDLE, Front Door Outside Locking	10.527
10	- CYLINDER KIT, Door Lock	10.550
11	- MOLDING, Center Pillar Vertical Scalp	12.113
12	- MOLDING, Rear Door Outer Panel	12.114
13	- PANEL, Door Opening Rocker	12.934
14	- DOOR ASS'Y, Rear	10.373
15	- HANDLE, Rear Door Outside	10.534
16	- MOLDING, Rear Body Lock Pillar Scalp	11.031
17	- MOLDING, Rear Fender	12.116
18	- PANEL, Rear Quarter Side Outer	12.940
19	- DOOR, Fuel Tank Filler	12.944
20	- NAME PLATE, Rear Fender	12.116
21	- ORNAMENT, Rear Fender	12.116
22	- PANEL, Rear End	12.966
23	- BUMPER, Rear	7.831
24	- LOCK, Back Door	12.242
25	- HANDLE, Back Door Outer	12.195
26	- MOLDING, Back Door	12.195
27	- DOOR ASS'Y, Back	12.179
28	- LAMP ASS'Y, Tail	2.679
29	- MOLDING, Rear Fender—Rear	12.116
30	- MOLDING, Back Door Opening Side—Upper	12.180
31	- MOLDING, Back Door Wind. Lower Reveal	12.180
32	- GLASS, Back Door Window	12.180
33	- MOLDING, Back Door Outer Panel Pinchweld	12.180
34	- MOLDING, Back Door Wind. Upper Reveal	12.180
35	- CARRIER PARTS, Roof Top	12.815
36	- MOLDING, Back Door Wind. Side Reveal	12.180
37	- MOLDING, Roof Drip	12.075
38	- MOLDING, Rear Quarter Wind. Upper Reveal	11.031
39	- GLASS, Rear Quarter Wind	11.011
40	- MOLDING, Rear Quarter Wind. Front Reveal	11.031
41	- MOLDING, Rear Door Wind. Rear Vertical Scalp	10.772
42	- MOLDING, Rear Door Wind. Upper Scalp	10.772
43	- GLASS, Rear Door Wind	10.741
44	- MOLDING, Rear Door Wind. Front Vertical Scalp	10.772
45	- MOLDING, Front Door Wind. Vertical Scalp	10.707
46	- GLASS, Front Door Wind	10.681
47	- MOLDING, Front Door Wind. Upper Scalp	10.707
48	- GLASS, Front Door Ventilator	10.658

1962 TEMPEST SAFARI




1962 TEMPEST (FRONT END VIEW)

KEY	PART NAME	GROUP NO
1	ORNAMENT, Front Fender	8.147
2	BEZEL, Headlamp	2.728
3	SEALED BEAM UNIT, Headlamp	2.727
4	BUMPER, Front	7.831
5	EXTENSION, Rad. Grille—Lower Panel (Air Cond. Only)	1.266
6	LETTERS, Hood Name	8.039
7	EMBLEM, Hood	8.030
8	GUARD, Front Bumper	7.828
9	GRILLE, Radiator	1.266
10	LAMP ASS'Y, Parking	2.585
11	FENDER, Front	8.130
12	PANEL, Hood	8.000
13	ARM, Windshield Wiper	10.147
14	PANEL, Roof	12.810
15	BLADE, Windshield Wiper	10.146
16	MIRROR, Inside Rear View	10.188
17	MOLDING, Windshield Upper Reveal	10.093
18	MOLDING, Windshield Side Reveal	10.093
19	MAST ASS'Y, Antenna	9.647



1962 TEMPEST SEDAN (REAR END VIEW)

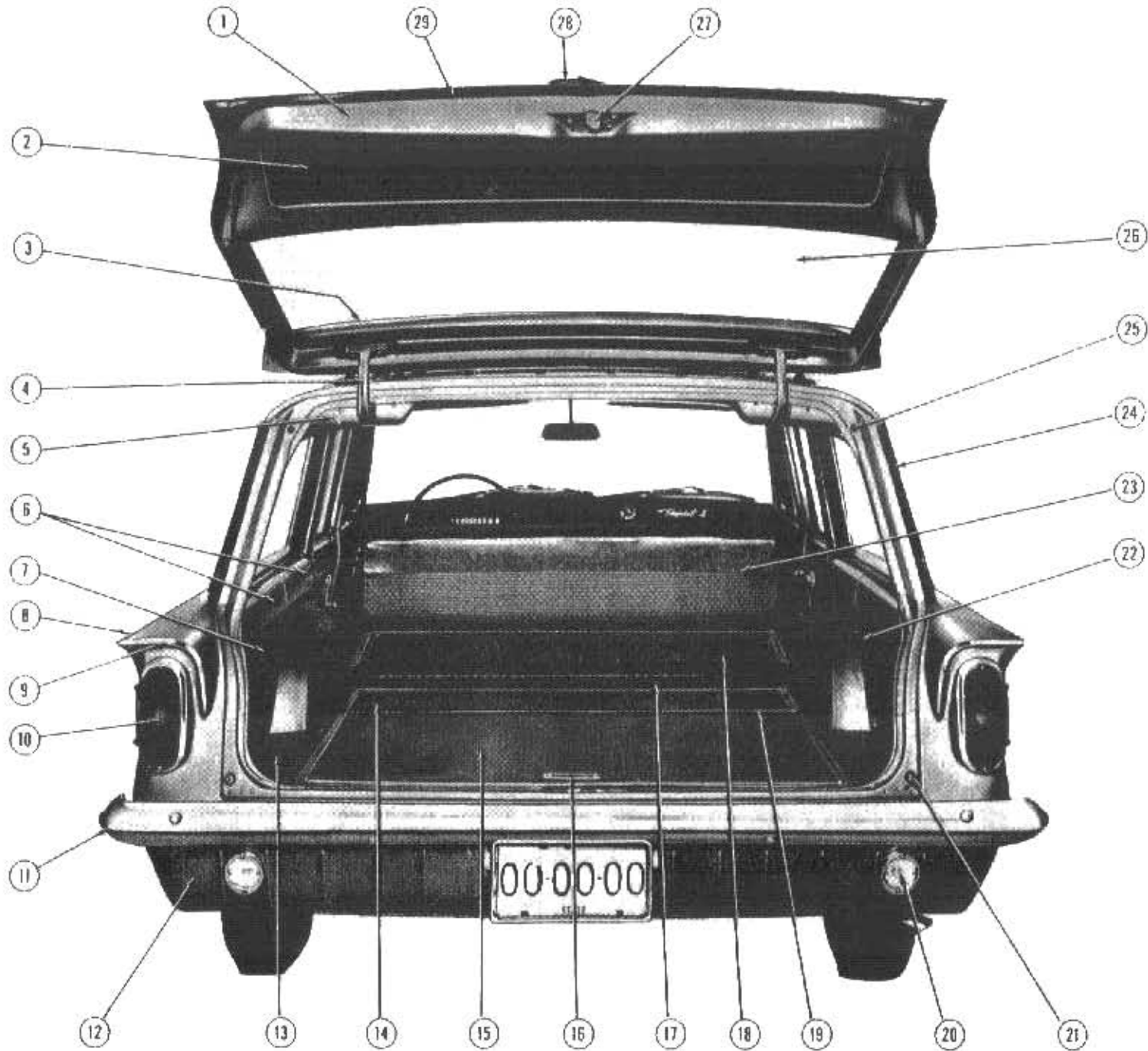
KEY	PART NAME	GROUP NO.
1	- EXTENSION, Roof Panel	12.810
2	- MOLDING, Back Wind. Lower Reveal	11.208
3	- MOLDING, Rear Quarter Belt	12.116
4	- MOLDING, Rear Fender Lower—Front	12.116
5	- MOLDING, Rear Fender Lower—Rear	12.116
6	- APPLIQUE, Tail Lamp	2.680
7	- LAMP ASS'Y Tail	2.679
8	- LAMP ASS'Y, Back-Up	2.697
9	- GUARD ASS'Y, Rear Bumper	7.828
10	- MOLDING, Rear End Panel—w/Decor Group	12.182
11	- NAME PLATE, Rear End Panel—exc. Decor Group	12.182
12	- LOCK, Rear Compartment Lid	12.242
13	- EMBLEM, Rear Compartment Lid	12.182
14	- PANEL, Rear End—Upper	12.966
15	- PANEL, Rear End—Lower	12.966
16	- BUMPER, Rear	7.831
17	- PANEL, Rear Quarter Side Outer	12.940
18	- LID, Rear Compartment	12.181
19	- MOLDING, Back Wind, Upper Reveal	11.208
20	- MIRROR, Inside Rear View	10.185
21	- PANEL, Roof	12.810



1962 TEMPEST SAFARI (REAR END VIEW)

KEY	PART NAME	GROUP NO
1	- MOLDING Back Opening Outer Panel Pinchweid	12.180
2	- MOLDING Back Door: Opening Side Upper Pinchweid	12.180
3	- MOLDING Back Door Wind Side Reveal	12.180
4	- MOLDING Rear Fender—Lower	12.116
5	- MOLDING Rear Fender—Rear	12.116
6	- BUMPER Rear	7.831
7	- LAMP ASS'Y, Back-Up	2.697
8	- MOLDING—w/Decor Group	12.195
9	- NAME PLATE, Back Door—exc. Decor Group	12.182
10	- LOCK, Back Door.	12.242
11	- HANDLE Back Door	12.195
12	- PANEL, Rear End	12.966
13	- DOOR ASS'Y, Back	12.179
14	- LAMP ASS'Y, Tail.	2.679
15	- MOLDING Back Door Wind Lower Reveal	12.180
16	- MOLDING, Back Door Wind Upper Reveal	12.180
17	- MIRROR, Inside Rear View	10.165
18	- RAIL, Roof Top Carrier—Rear	12.815
19	- STRAP, Roof Top Carrier	12.815
20	- SUPPORT, Roof Top Carrier	12.815

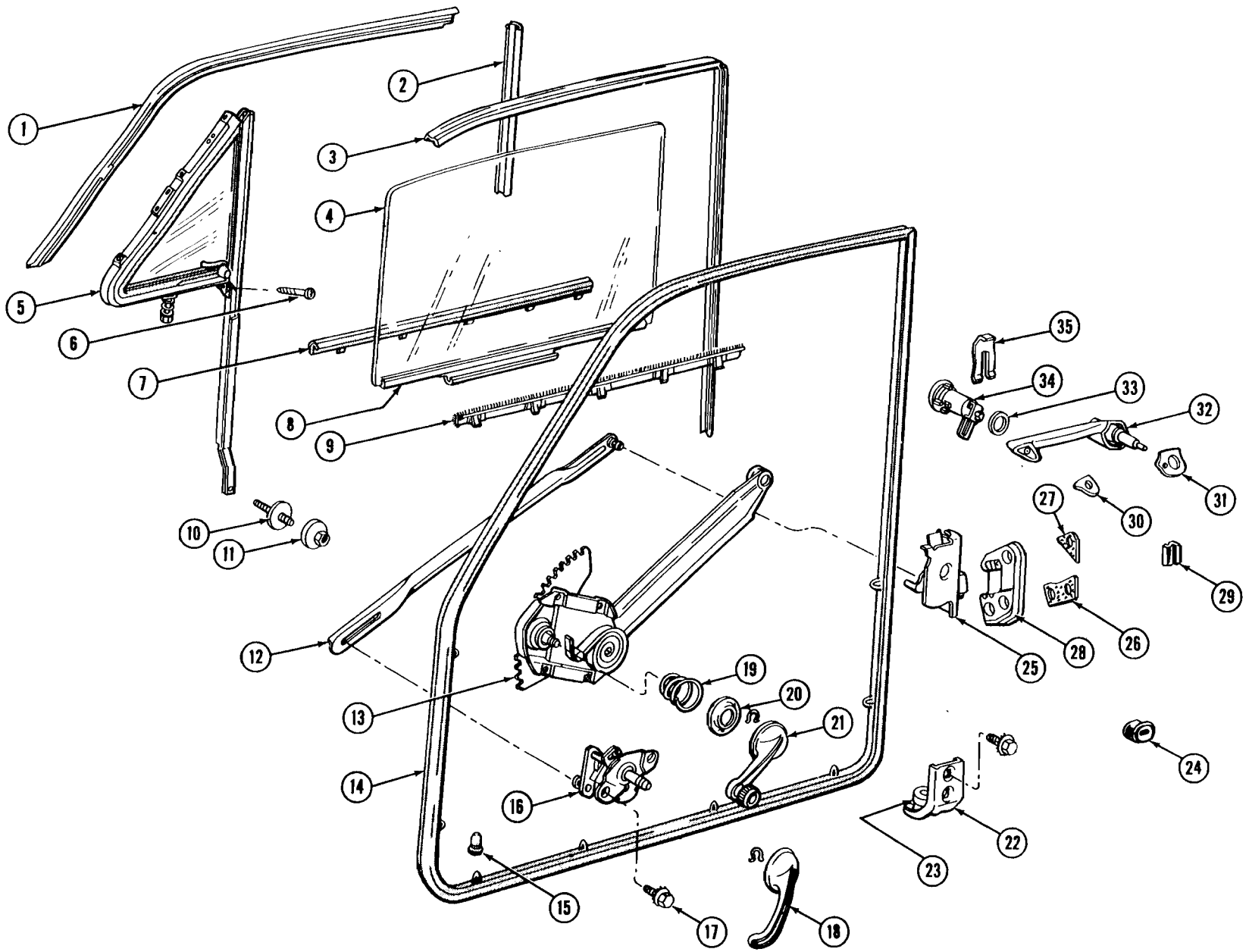
1961-62 TEMPEST SAFARI (REAR INTERIOR VIEW)



1961-62 TEMPEST SAFARI (REAR INTERIOR VIEW)

KEY	PART NAME	GROUP NO.
1	- DOOR ASS'Y, Back	12.179
2	- PANEL, Back Door Inner Cover	12.195
3	- MOLDING, Back Door Outer Panel Pinchweld—Upper	12.195
4	- HINGE ASS'Y, Back Door	12.184
5	- PANEL, Back Body Opening Finish	12.968
6	- MOLDING, Rear Quarter Wind. Garnish (Front & Rear)	11.119
7	- TRIM ASS'Y, Rear Quarter	15.100
8	- MOLDING PKG., Rear Fender	12.116
9	- MOLDING, Rear Fender—Rear	12.116
10	- LAMP ASS'Y, Tail	2.679
11	- BUMPER, Rear	7.831
12	- PANEL, Rear End	12.966
13	- PANEL, Rear Compartment Floor—Side	12.975
	- MAT, Rear Compt. Floor Side Panel	15.306
14	- PANEL, Rear Compt. Floor—At Kick-Up	12.975
	- MAT, Rear Compt. Floor—At Kick-Up Panel	15.306
15	- PANEL, Spare Tire Cover	12.579
	- MAT, Spare Tire Cover Panel	15.306
16	- HANDLE, Spare Tire Cover Panel	12.579
17	- PANEL, Rear Compt. Floor Filler	12.975
	- MAT, Rear Compt. Floor Filler Panel	15.306
18	- MAT, Rear Seat Back Panel	15.306
19	- HINGE, Spare Tire Cover Panel	12.977
20	- LAMP ASS'Y, Back Up	2.697
21	- BUMPER, Back Door Lower (Body Side)	10.587
22	- TRIM ASS'Y, Rear Quarter Wheelhouse	15.100
23	- TRIM ASS'Y, Front Seat Back and Back of Back	14.800
24	- MOLDING, Back Body Opening Side Upper Pinchweld	12.180
25	- BUMPER, Back Door Upper (Body Side)	10.587
26	- GLASS, Back Door Window	12.180
27	- LOCK, Back Door	12.242
28	- HANDLE, Back Door Outside	12.195
29	- WEATHERSTRIP, Back Door	12.269

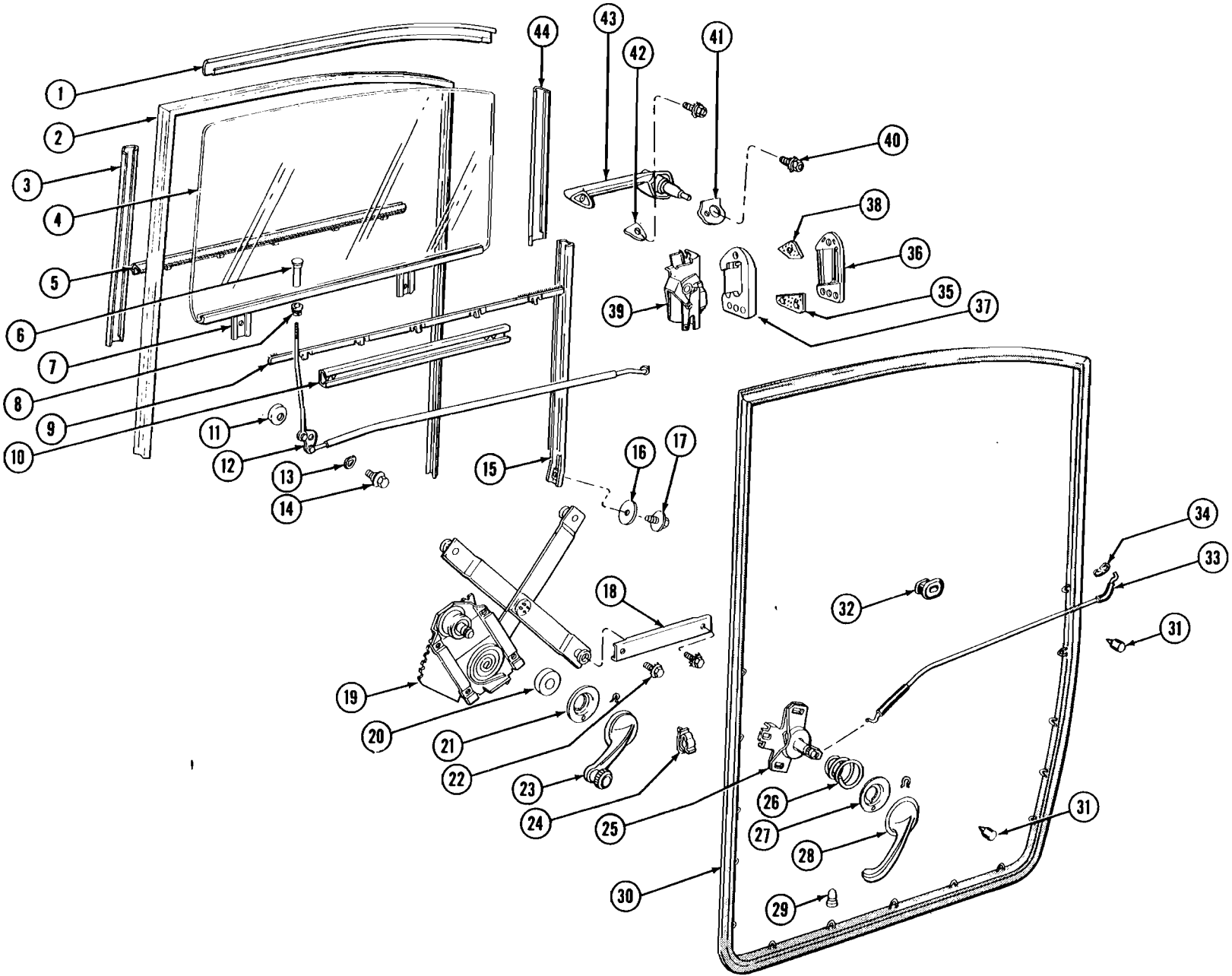
1961-62 FRONT DOOR HARDWARE (TEMPEST SERIES)



1961-62 FRONT DOOR HARDWARE (TEMPEST SERIES)

KEY	PART NAME	GROUP NO.
1	- MOLDING, Front Door Window Frame Upper Scalp.	10.707
2	- MOLDING, Front Door Window Vertical Rear Scalp—R.H.	10.707
3	- CHANNEL, Front Door Window Glass Run	10.701
4	- GLASS, Front Door	10.681
5	- CHANNEL, Front Door Window Division—w/Vent. W/Strip Retainer.	10.686
6	- SCREW, Ventilator to Inner Panel.	10.704
7	- WEATHERSTRIP, Door Window Outer	10.710
8	- SASH CHANNEL, Front Door Lower	10.687
9	- WEATHERSTRIP, Front Door Window Inner	10.710
10	- STUD, Front Door Vent. Adjusting	10.704
11	- NUT, Vent. Adjusting Stud	10.704
12	- LINK, Front Door Lock Remote Control to Lock	10.506
13	- REGULATOR, Front Door Window (Manual)	10.783
14	- WEATHERSTRIP, Front Door	10.694
15	- PLUG, W/Strip Attaching Hole	10.694
16	- REMOTE CONTROL, Front Door Lock	10.500
17	- SCREW, Remote Control to Inner Panel	10.500
18	- HANDLE, Door Lock Inside	10.512
19	- SPRING, Front Window Regulator	10.797
20	- PLATE, Front Door Window Regulator Handle	10.805
21	- HANDLE, Door Window Regulator	10.797
22	- SUPPORT ASSY., Front Door Window Bumper	10.716
23	- BUMPER, Door Window Stop	10.716
24	- RETAINER, Binding Strip to Inner Panel	14.691
25	- LOCK ASSY., Front Door	10.470
26	- ADJUSTING PLATE, Door Lock Striker	10.571
27	- ADJUSTING PLATE, Door Lock Striker	10.571
28	- STRIKER, Door Lock	10.569
29	- BUMPER, Door Lock Pillar on Door Side	10.587
30	- GASKET, Door Outside Handle	10.538
31	- GASKET, Door Outside Handle	10.538
32	- HANDLE, Door Outside Locking	10.527
33	- GASKET, Door Lock Cylinder	12.247
34	- CYLINDER KIT, Door Lock	10.550
35	- RETAINER, Door Lock Cylinder	10.551

1961-62 REAR DOOR HARDWARE (TEMPEST SERIES)

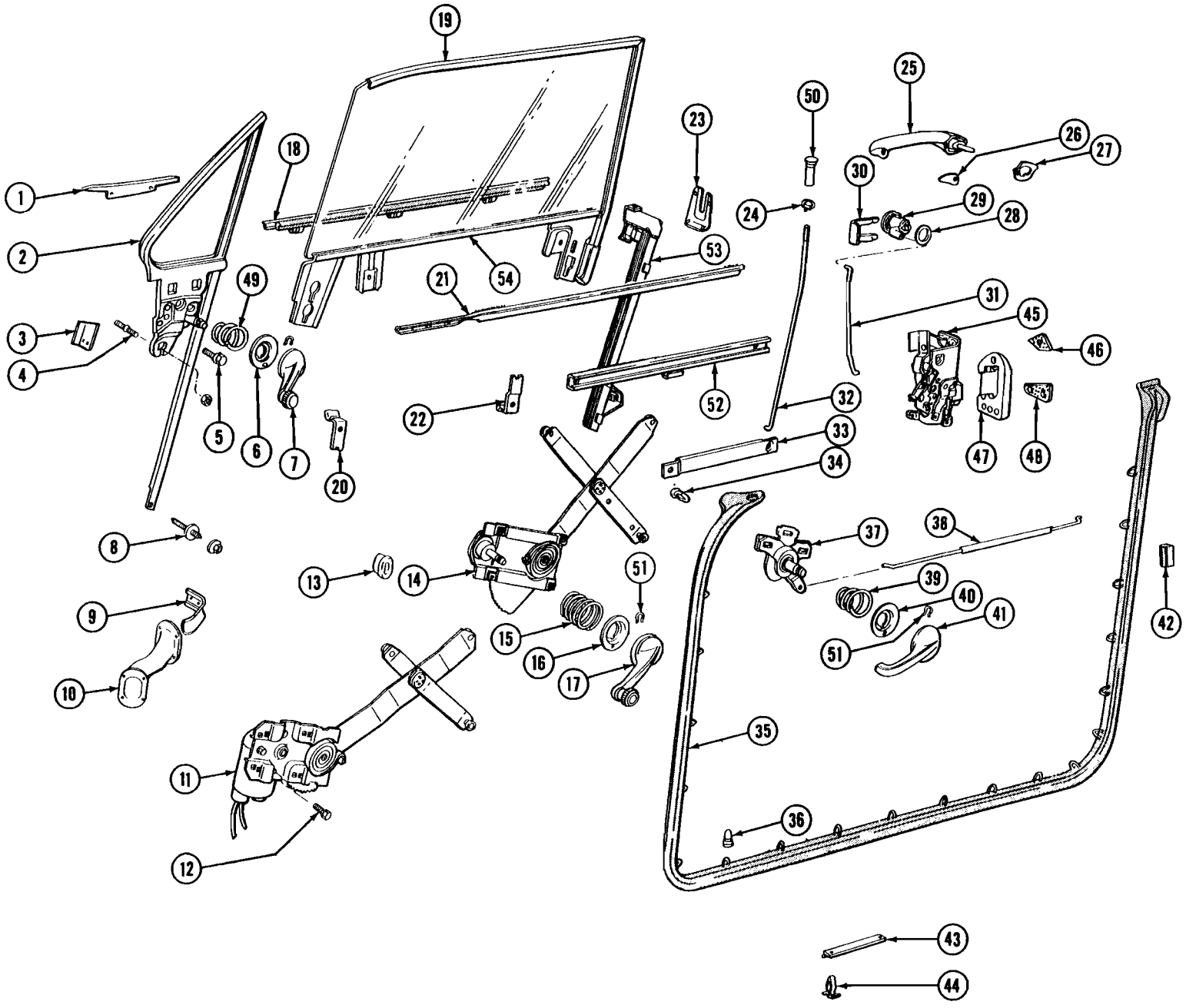


1961-62 REAR DOOR HARDWARE (TEMPEST SERIES)

KEY	PART NAME	GROUP NO.
1	MOLDING, Rear Door Window Scalp (Upper)	10.772
2	CHANNEL, Rear Door Window Glass Run	10.759
3	MOLDING, Rear Door Window Scalp (Front Vertical)	10.772
4	GLASS, Front Door	10.681
5	WEATHERSTRIP, Rear Door Glass Run Outer	10.774
6	KNOB, Door Inside Locking (Rear)	10.559
7	SASH CHANNEL, Rear Door Lower	10.747
8	FERRULE, Door Locking Rod Knob	10.560
9	WEATHERSTRIP, Rear Door Glass Run Inner	10.774
10	CAM, Rear Door Wind. Lower Sash	10.748
11	WASHER, Rear Door Inside Locking Rod	10.556
12	ROD, Door Inside Lock to Knob (Rear)	10.563
13	WASHER, Wave	N.S.
14	SCREW, Inside Locking Rod to Panel	10.506
15	RETAINER, Rear Door Window Glass Run	10.759
16	WASHER, Special Flat	N.S.
17	SCREW, Cam to Inner Panel	10.792
18	CAM, Rear Door Inner Panel	10.792
19	REGULATOR, Rear Door Window (Manual)	10.791
20	WASHER, Window Regulator Handle	10.806
21	PLATE, Rear Door Window Regulator Handle	10.805
22	SCREW, Cam to Inner Panel	10.792

KEY	PART NAME	GROUP NO.
23	HANDLE, Rear Door Window Regulator	10.797
24	CLIP, Door Inside Locking Rod	10.565
25	REMOTE CONTROL, Door Lock	10.500
26	SPRING, Inside Handle Escutcheon	10.516
27	PLATE, Inside Handle Bearing	10.515
28	HANDLE, Door Lock Inside	10.512
29	PLUG, W/Strip Attaching Hole	10.694
30	WEATHERSTRIP, Rear Door	10.694
31	BUMPER, Door	10.587
32	RETAINER, Binding Strip to Inner Panel	14.691
33	ROD, Rear Door Lock Remote Control Connecting	10.506
34	CLIP, Rear Door Inner Locking to Lock Rod	10.565
35	ADJUSTING PLATE, Door Lock Striker—Lower	10.571
36	ANCHOR PLATE	10.571
37	STRIKER, Door Lock	10.569
38	ADJUSTING PLATE, Door Lock Striker—Upper	10.571
39	LOCK ASS'Y, Rear Door	10.473
40	SCREW, Outside Handle Retaining	10.540
41	GASKET, Outside Handle Retaining	10.538
42	GASKET, Outside Handle Retaining	10.538
43	HANDLE, Outside	10.527
44	MOLDING, Rear Door Window Scalp (Rear Vertical)	10.772

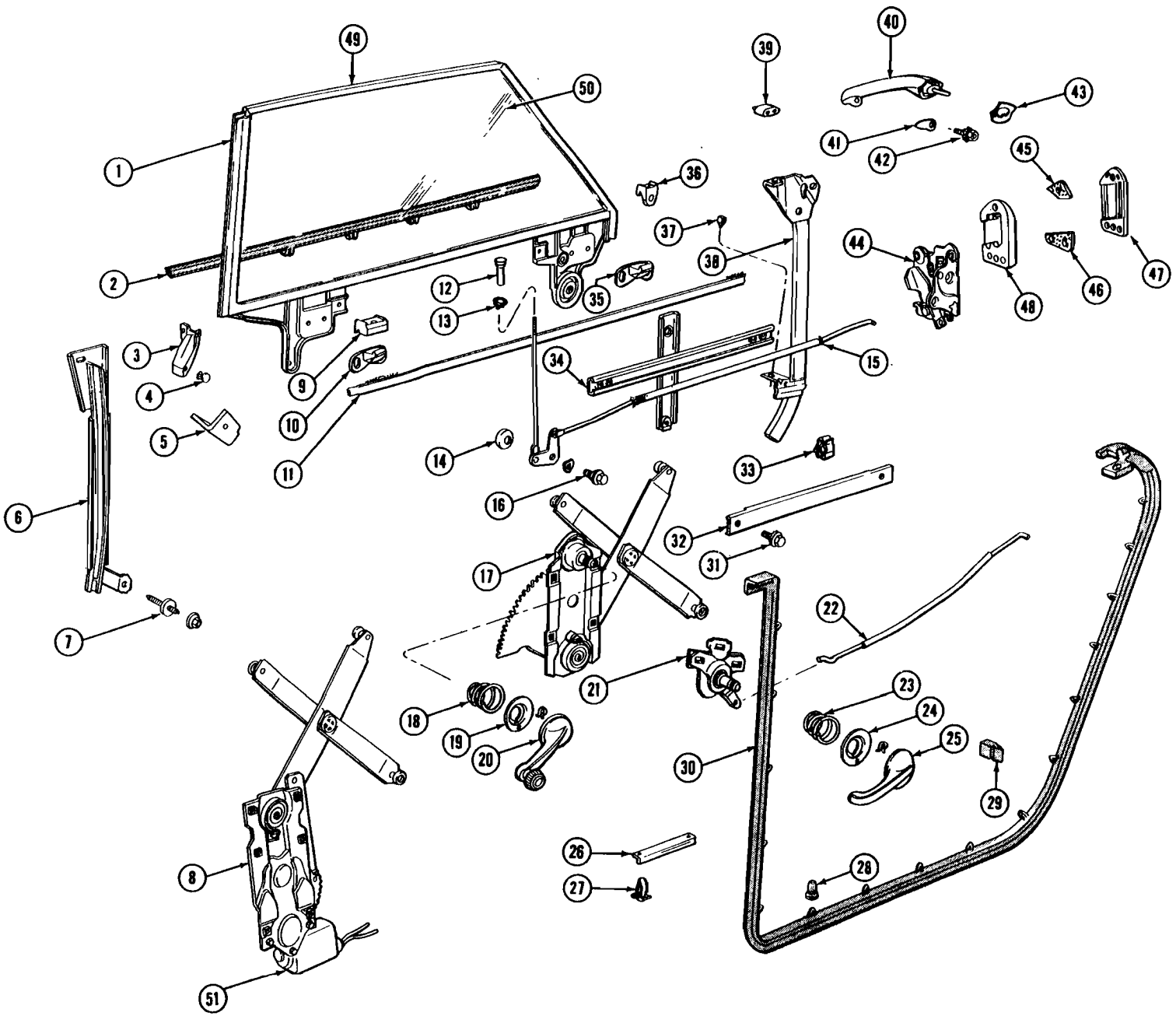
1961-62 FRONT DOOR HARDWARE—TYPICAL (EXC. TEMPEST SERIES)



1961-62 FRONT DOOR HARDWARE—TYPICAL (EXC. TEMPEST SERIES)

KEY	PART NAME	GROUP NO.
1	MOLDING, Front Door Window Reveal at Vent.	10.707
2	CHANNEL, Frt Door Window Division—W/Vent W/Strip Retainer.	10.686
3	WEATHERSTRIP, Front Door Hinge Pillar.	10.694
4	STUD, Front Door Ventilator to Inner Panel—On Lower Vent.	10.670
5	SCREW, Front Door Ventilator Glass Channel.	10.655
6	PLATE, Vent Window Regulator Handle.	10.805
7	HANDLE, Frt. Door Ventilator Regulator.	10.664
8	STUD, Front Door Ventilator to Inner Panel—On Div. Channel.	10.670
9	RETAINER, Frt. Door Hinge Pillar Conduit.	10.783
10	CONDUIT, Frt. Door Hinge Pillar.	10.783
11	REGULATOR, Front Door Window (Electric).	10.783
12	BOLT, Electric Regulator to Motor.	N.S.
13	RETAINER, Binding Strip.	10.695
14	REGULATOR, Front Door Window (Manual).	10.783
15	SPRING, Door Window Regulator.	10.797
16	PLATE, Door Window Regulator Handle.	10.805
17	HANDLE, Door Window Regulator.	10.797
18	WEATHERSTRIP, Door Window Outer.	10.710
19	SASH CHANNEL, Front Door Window.	10.689
20	STOP, Front Door Window, Front.	10.716
21	WEATHERSTRIP, Glass Run Inner.	10.710
22	STOP, Front Door Window Rear.	10.716
23	STRIP, Front Door Lock Pillar Sealing.	10.694
24	FERRULE, Door Lock Rod Knob.	10.560
25	HANDLE, Door Outside Locking.	10.527
26	GASKET, Door Outside Handle.	10.538
27	GASKET, Door Outside Handle.	10.538

KEY	PART NAME	GROUP NO.
28	GASKET, Door Lock Cylinder.	10.551
29	CYLINDER KIT, Door Lock.	10.550
30	RETAINER, Door Lock Cylinder.	10.551
31	ROD, Lock Cylinder to Lock.	10.506
32	ROD, Door Inside Lock to Knob.	10.563
33	CAM, Door Window Regulator Upper.	10.792
34	SCREW, Cam to Inner Panel.	10.792
35	WEATHERSTRIP, Front Door.	10.694
36	PLUG, W/Strip Attaching Hole.	10.694
37	REMOTE CONTROL, Door Lock.	10.500
38	ROD, Front Door Lock Remote Control Connecting.	10.506
39	SPRING, Inside Handle Escutcheon.	10.516
40	PLATE, Inside Handle Bearing.	10.515
41	HANDLE, Door Lock Inside.	10.512
42	BUMPER, Door Lock Pillar—Upper—Lower.	10.587
43	STRIP, Door Bottom Drain Hole Sealing.	10.694
44	FASTENER, Door Bottom Drain Hole Strip.	10.695
45	LOCK ASS'Y, Front Door.	10.470
46	ADJUSTING PLATE, Door Lock Striker.	10.571
47	STRIKER, Door Lock.	10.569
48	ADJUSTING PLATE, Door Lock Striker.	10.571
49	SPRING, Vent Window Handle.	10.666
50	KNOB, Door Inside Locking.	10.559
51	RETAINER, Inside Handle Snap On.	10.513
52	CAM, Frt. Door Window Lower Sash Channel.	10.687
53	CHANNEL, Frt. Door Window Glass Run.	10.701
54	SASH CHANNEL, Frt. Door Window Lower.	10.685



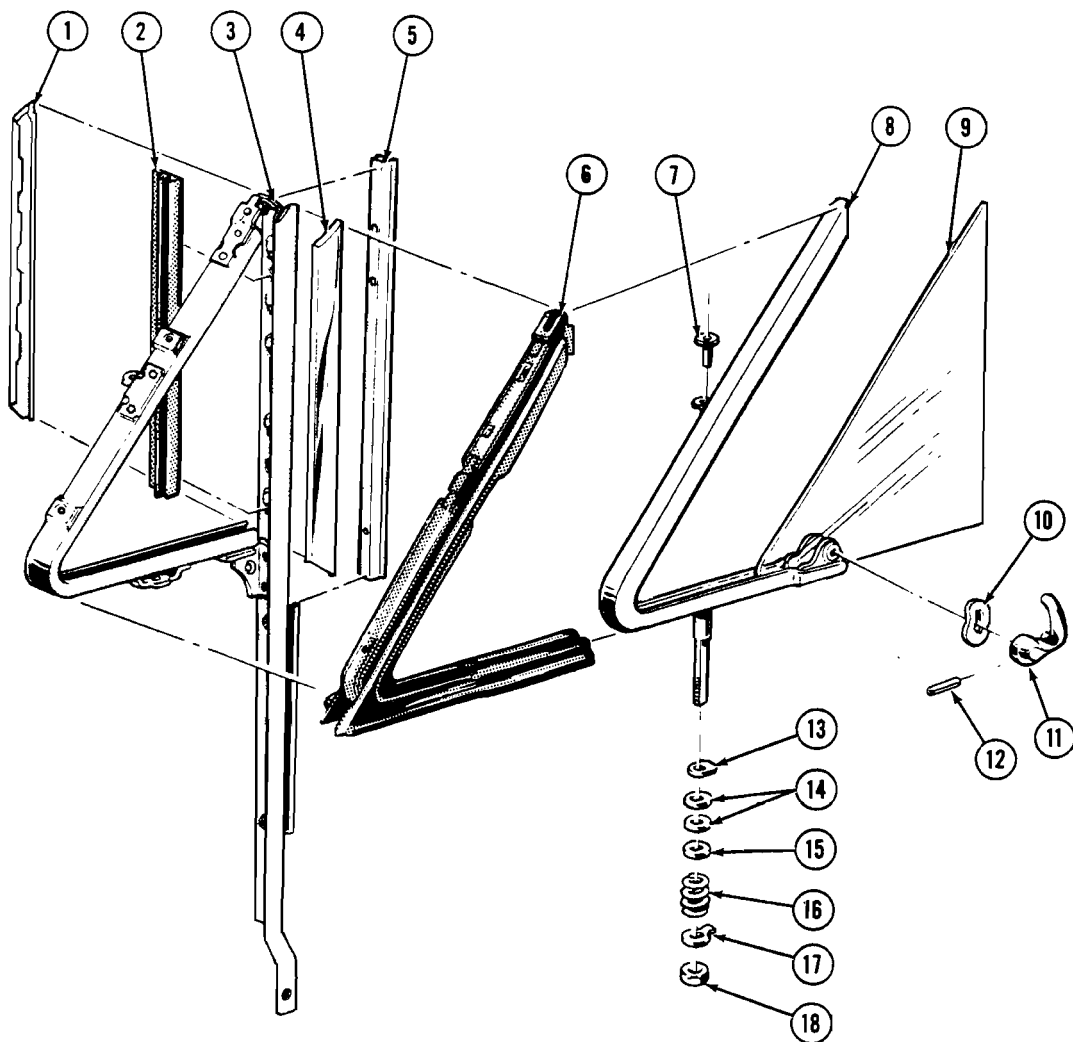
1961-62 REAR DOOR HARDWARE (EXC. TEMPEST SERIES)

1961-62 REAR DOOR HARDWARE (EXC. TEMPEST SERIES)

© 1961 PONTIAC MOTOR DIVISION, GENERAL MOTORS CORPORATION

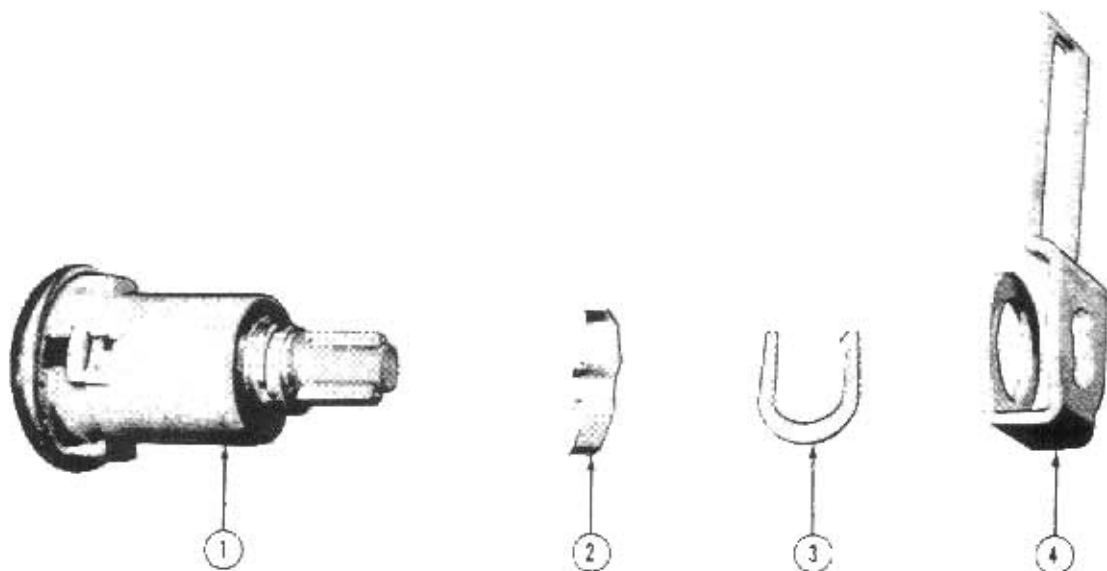
KEY	PART NAME	GROUP NO.
1	SASH CHANNEL, Rear Door Window Lower.	10.747
2	WEATHERSTRIP, Rear Door Window Glass Run Outer.	10.774
3	STRIP, Rear Door Hinge Pillar.	10.694
4	FASTENER, Rear Door Lock Pillar Glass.	10.759
5	SUPPORT, Rr. Door Window Guide Frt. Cam.	10.765
6	CAM, Rear Door Window Regulator Guide, Front.	10.792
7	STUD, Rear Door Window Regulator Guide Front.	10.792
8	REGULATOR, Rear Door Window (Electric).	10.791
9	PLATE, Rear Door Window Wedge (Female Front).	10.769
10	PLATE, Rear Door Window Wedge (Male).	10.769
11	WEATHERSTRIP, Rear Door Window Glass Run Inner.	10.774
12	KNOB, Door Inside Locking.	10.559
13	FERRULE, Door Lock Rod Knob.	10.560
14	WASHER, Rear Door Locking Rod Lever.	10.560
15	ROD, Rear Door Inside Locking to Lock.	10.563
16	SCREW, Rear Door Inside Locking Lever.	10.556
17	REGULATOR, Rear Door Window Manual.	10.791
18	SPRING, Door Window Regulator.	10.516
19	PLATE, Inside Handle Bearing.	10.515
20	HANDLE, Door Window Regulator.	10.797
21	REMOTE CONTROL, Door Lock (Rear).	10.500
22	ROD, Rear Door Remote Control to Lock.	10.506
23	SPRING, Inside Handle Escutcheon.	10.516
24	PLATE, Inside Handle Bearing.	10.515
25	HANDLE, Door Lock Inside Rear.	10.512
26	STRIP, Rear Door Bottom Drain Hole Sealing.	10.694

KEY	PART NAME	GROUP NO.
27	FASTENER, Drop Bottom Drain Hole Strip.	10.695
28	PLUG, W/Strip Attaching Hole.	10.694
29	BUMPER, Rear Door Lock Pillar Lower On Door.	10.587
30	WEATHERSTRIP, Rear Door.	10.694
31	BOLT, Cam to Inner Panel.	10.792
32	CAM, Door Window Regulator.	10.792
33	CLIP, Door Inside Lock Rod.	10.565
34	CAM, Door Window Regulator.	10.748
35	PLATE, Rear Door Window Wedge (Male).	10.769
36	PLATE, Rear Door Window Wedge (Female).	10.769
37	BUMPER, Rear Door Window Stop.	10.716
38	CAM, Rear Door Window Cam.	10.792
39	BUMPER, Door Side (Upper).	10.587
40	HANDLE, Door Outside Locking.	10.527
41	GASKET, Door Outside Handle.	10.538
42	SCREW, Door Outside Handle Retaining.	10.540
43	GASKET, Door Outside Handle.	10.538
44	LOCK ASS'Y, Rear Door.	10.473
45	ADJUSTING PLATE, Door Lock Striker (Upper).	10.571
46	ADJUSTING PLATE, Door Lock Striker (Lower).	10.571
47	ANCHOR PLATE, Door Lock Striker (Rear).	10.571
48	STRIKER, Door Lock.	10.569
49	FRAME, Rear Door Window (Upper).	10.763
50	GLASS, Rear Door Window.	10.741
51	MOTOR, Door Window Regulator.	10.783



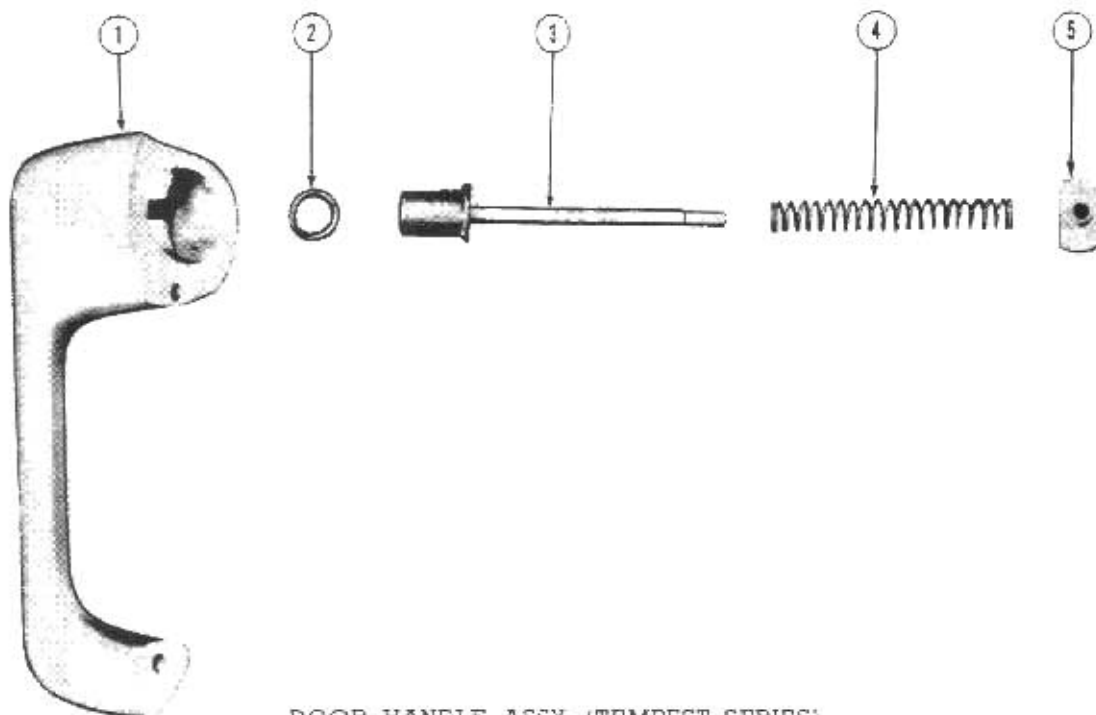
1961-62 FRONT DOOR VENTILATOR PARTS (TEMPEST SERIES)

KEY	PART NAME	GROUP NO.
1	SCALP, Division Channel—Outer.	10.686
2	WEATHERSTRIP, Division Channel	10.686
3	VENTILATOR ASS'Y, Front Door	10.650
4	SCALP, Division Channel—Inner	10.686
5	CHANNEL, Window Division & Retainer.	10.686
6	WEATHERSTRIP, Vent	10.652
7	RIVET, Vent Pivot Hinge	10.669
8	CHANNEL, Front Door Vent Glass . .	10.655
9	GLASS, Front Door Vent	10.658
10	WASHER, Front Door Vent Handle.	10.665
11	HANDLE, Front Door Vent Regulator	10.664
12	PIN, Vent Handle	10.664
13	STOP, Friction Unit	10.660
14	WASHER, Friction Unit	10.660
15	WASHER, Spring Retainer	10.660
16	SPRING, Friction Unit	10.660
17	WASHER, Friction Unit Tab . .	10.660
18	NUT, Friction Unit . .	N.S.



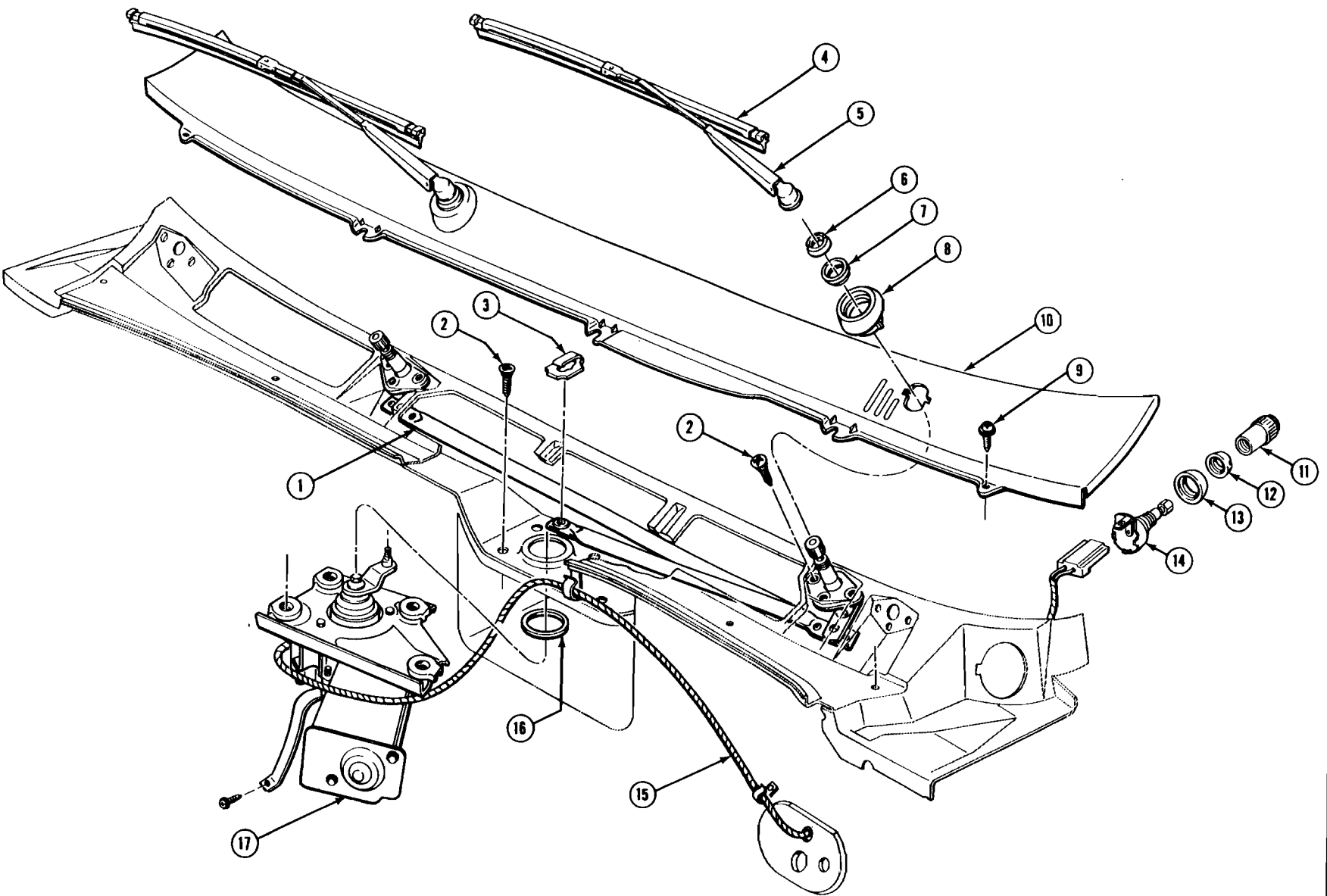
DOOR LOCK CYLINDER ASSY. (TEMPEST SERIES)

KEY	PART NAME	GROUP NO.
1 -	CYLINDER, Door Lock	10.550
2 -	CLIP, Door Cylinder Lock Spring	10.551
3 -	RETAINER, Front Door Lock Cylinder	10.551
4 -	PAWL, Door Lock Cylinder	10.551



DOOR HANDLE ASSY. (TEMPEST SERIES)

KEY	PART NAME	GROUP NO.
1 -	HANDLE, Door	10.527
2 -	SEALING RING, Door Handle	10.529
3 -	PUSH BUTTON & SHAFT, Door Handle	10.529
4 -	SPRING, Door Handle Push Button & Shaft	10.529
5 -	RETAINER, Door Handle Push Button Stop	10.529



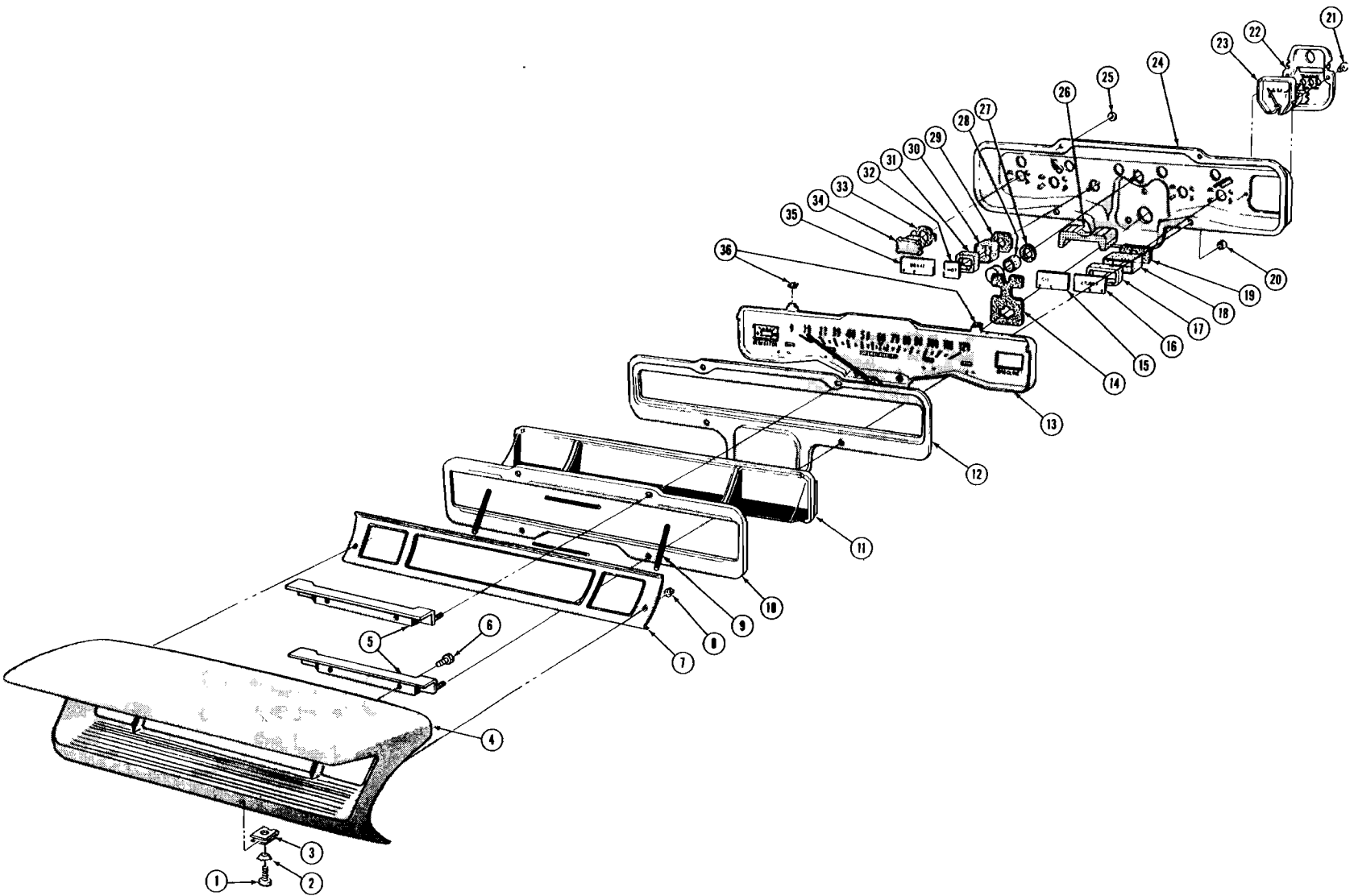
1961-62 WINDSHIELD WIPER PARTS (SINGLE SPEED-TANDEM)

© 1961 PONTIAC MOTOR DIVISION, GENERAL MOTORS CORPORATION

1961-62 WINDSHIELD WIPER PARTS (SINGLE SPEED-TANDEM)

© 1961 PONTIAC MOTOR DIVISION, GENERAL MOTORS CORPORATION

KEY	PART NAME	GROUP NO.
1	TRANSMISSION ASS'Y, W/S Wiper	10.159
2	SCREW & WASHER ASS'Y, #10-24 x 5/8" Header Point	8.977
3	RETAINER, Drive Link to Motor	10.158
4	BLADE ASS'Y, W/S Wiper	10.146
5	ARM ASS'Y, W/S Wiper	10.147
6	NUT, Escutcheon to W/S Wiper Trans.	10.160
7	WASHER, W/S Wiper Trans. to Escutcheon	10.160
8	ESCUTCHEON, W/S Wiper Trans.	10.160
9	PANEL, Cowl Top Vent Louvre	10.307
10	SCREW & WASHER ASS'Y, Shroud Top Vent Grille to Panel	10.307
11	KNOB ASS'Y, W/S Wiper Control	10.164
12	NUT, W/S Wiper Control Switch (1/2"-28 x 5/8")	10.151
13	BEZEL, W/S Wiper Switch	10.166
14	SWITCH ASS'Y, W/S Wiper Control	10.163
15	WIRE ASS'Y, W/S Wiper Motor	10.163
16	GASKET, W/S Wiper to Shroud	10.152
17	MOTOR & DRIVE ASS'Y	N.S.S.

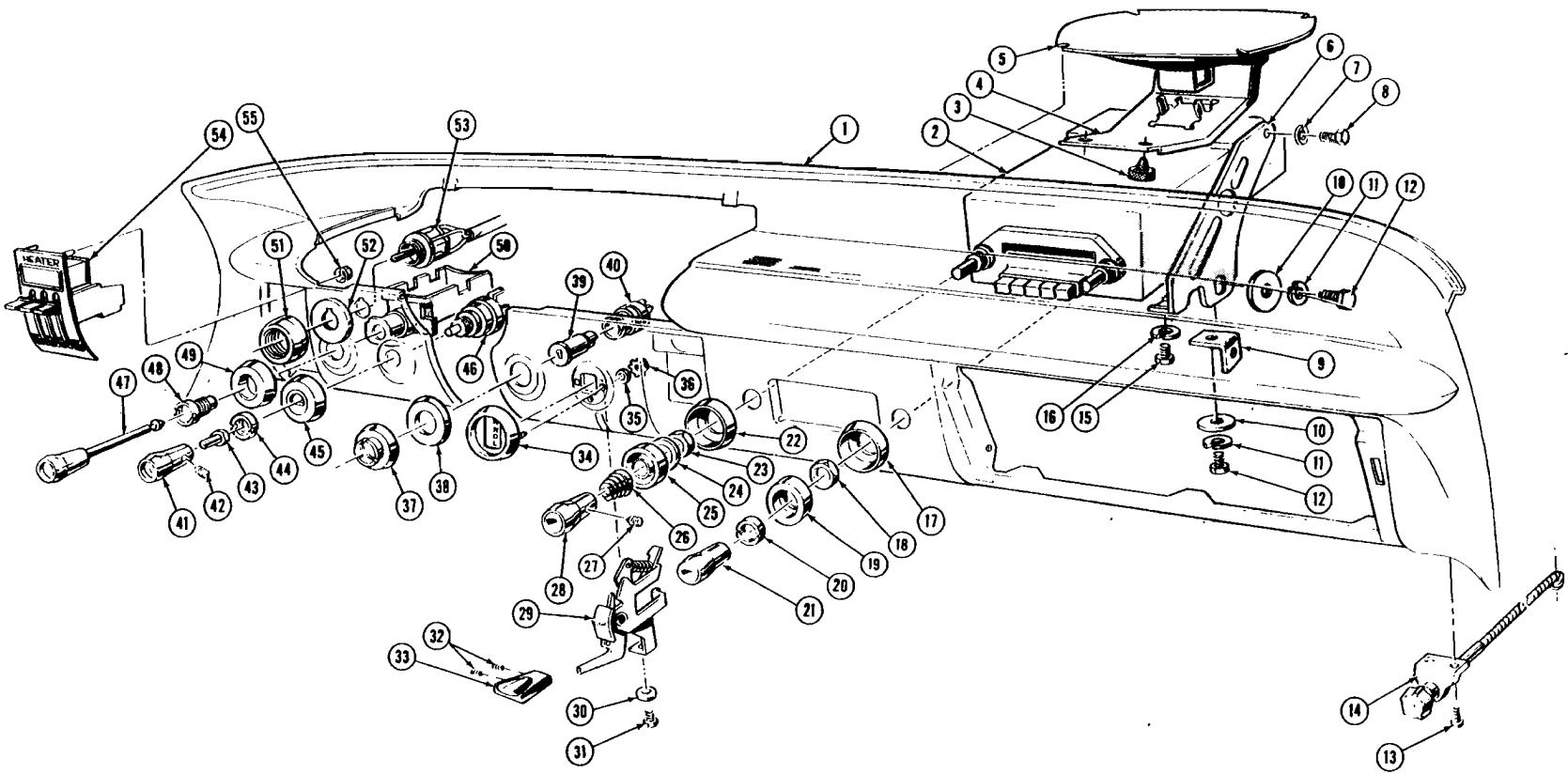


1961-62 TEMPEST INSTRUMENT CLUSTER

© 1961 PONTIAC MOTOR DIVISION, GENERAL MOTORS CORPORATION

1961-62 TEMPEST INSTRUMENT CLUSTER

KEY	PART NAME	GROUP NO.	KEY	PART NAME	GROUP NO.
1	- SCREW, Cluster Bezel to Panel (10-12 x 5/8")	9.743	19	- GASKET, Turn Tell-Tale	9.743
2	- LOCKWASHER (Tooth) (No. 10)	8.932	20	- NUT, (10-24 Type G)	8.921
3	- NUT, Cluster Bezel to Panel (Clip Type)	9.743	21	- SCREW, Gauge Mounting (8-18 x 1/4")	N.S.
4	- BEZEL, Instrument Cluster	9.743	22	- PLATE, Fuel Gauge Back	9.743
5	- RETAINER ASS'Y, Cluster to Bezel	9.743	23	- GAUGE, Instrument Panel Fuel	3.108
6	- SCREW, Retainer to Bezel (1/4"-20 x 1/2")	N.S.	24	- CASE ASS'Y, Instrument Cluster	9.743
7	- BEAD, Cluster Bezel Opening	9.743	25	- NUT, (10-24 Type G)	8.921
8	- NUT, Cluster Bezel Bead (1/8")	9.743	26	- FILTER, Odometer Light	9.743
9	- FILLER, Cluster Opening Bead	9.743	27	- GASKET, Hi-Beam Tell-Tale	9.743
10	- BEZEL, Instrument Cluster Instrument	9.743	28	- CAP & SLEEVE ASS'Y, Hi-Beam Tell-Tale	9.743
11	- FACE, Instrument Cluster	9.743	29	- GASKET, Hot Tell-Tale	9.743
12	- RETAINER ASS'Y, Instrument Cluster Face	9.743	30	- SLEEVE, Hot Tell-Tale	9.743
13	- HEAD ASS'Y, Speedometer	4.339	31	- BOOT, Front-Hot, Filter Sealing	9.743
14	- GASKET, Speedometer Dust	9.743	32	- FILTER, Hot Tell-Tale	9.743
15	- FILTER, Oil Tell-Tale	9.743	33	- GASKET, Generator Tell-Tale	9.743
16	- FILTER, Turn Tell-Tale	9.743	34	- CAP & SLEEVE ASS'Y, Generator Tell-Tale	9.743
17	- BOOT, Turn Filter Sealing, Tell-Tale	9.743	35	- FILTER, Brake Tell-Tale	9.743
18	- SLEEVE, Turn Tell-Tale	9.743	36	- SPACER, Cluster Dial	9.743



1961-62 TEMPEST INSTRUMENT PANEL KNOBS, SWITCHES & CONTROLS

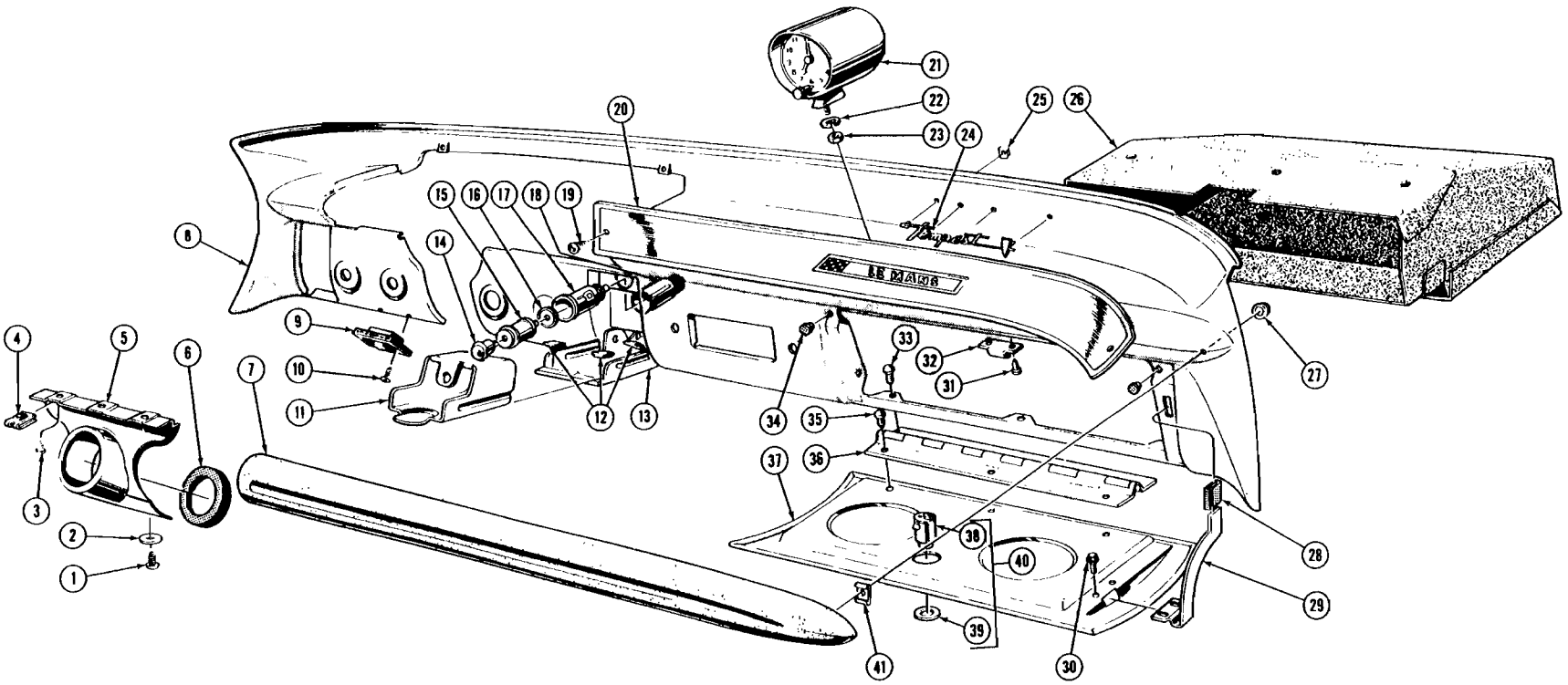
© 1961 PONTIAC MOTOR DIVISION, GENERAL MOTORS CORPORATION

1961-62 TEMPEST INSTRUMENT PANEL KNOBS, SWITCHES & CONTROLS

© 1961 PONTIAC MOTOR DIVISION, GENERAL MOTORS CORPORATION

KEY	PART NAME	GROUP NO.
1	PANEL, Instrument (Reference)	10.230
2	RECEIVER, Radio (Svcd. in Accessory Package Only)	
3	BUMPER, Speaker Mtg. Plate	9.655
4	PLATE, Speaker Mounting	9.655
5	SPEAKER ASS'Y, Radio	9.654
6	SUPPORT ASS'Y, Inst. Panel	9.131
7	LOCKWASHER, Support to Radio (1/4"-Std.)	8.931
8	SCREW, Support to Radio (1/4"-20 x 5/8")	8.900
9	BRACKET, Radio Receiver to Inst. Panel	9.667
10	WASHER, Radio Support to Panel Support	N.S.
11	LOCKWASHER, Radio Support to Panel Support (1/4"-Std.)	8.931
12	BOLT, Radio Support to Panel Support (1/4"-20 x 1/2")	8.900
13	SCREW, Air Inlet Control Ass'y (10-16 x 1/2")	8.977
14	CONTROL ASS'Y, Air Inlet	9.787
15	SCREW, Inst. Panel to Support (1/4"-20 x 5/8")	8.900
16	LOCKWASHER, Inst. Panel to Support (1/4"-Std.)	8.931
17	ESCUTCHEON, Radio Control Knob	9.649
18	NUT, Receiver to Inst. Panel	9.667
19	KNOB, Radio Dummy	9.649
20	NUT, Radio Dummy Knob (1/2"-28 x 5/8")	9.649
21	KNOB, Tuning Control	9.649
22	ESCUTCHEON, Radio Control Knob	9.649
23	NUT, Receiver to Inst. Panel	9.667
24	WASHER, Anti-Rattle	9.649
25	KNOB, Tone Control	9.649
26	SPRING, Control Knob	9.649
27	SCREW, Knob to Shaft (8-32 x 3/16")	9.649

KEY	PART NAME	GROUP NO.
28	KNOB, Volume Control	9.649
29	LEVER & MTG. BRACKET ASS'Y, Trans. Control	4.006
30	WASHER, to Inst. Panel (9/32 x 5/8")	8.929
31	SCREW, to Inst. Panel (1/4"-20 x 1/2")	8.900
32	SCREW, Knob to Trans. Control Lever (8-32 x 3/16")	8.975
33	KNOB, Trans. Control Lever	4.009
34	ESCUTCHEON & LENS ASS'Y, Gearshift Indicator	4.038
35	WASHER, Trans. Control Lever Mtg. Brkt. to Inst. Panel	4.019
36	NUT, Escutcheon Mtg. (10-24)	8.915
37	FERRULE, Ignition Switch	2.192
38	SPACER, Ignition Switch Ferrule	2.192
39	CYLINDER, Starter & Ignition	2.188
40	SWITCH, Starter & Ignition	2.188
41	KNOB, Windshield Wiper Motor	10.164
42	SCREW, w/s Wiper Control Knob (8-32 x 3/16")	10.164
43	BUTTON, w/s Washer Control Knob	10.153
44	NUT, w/s Wiper Control Switch	10.151
45	BEZEL, w/s Wiper Control	10.166
46	SWITCH ASS'Y, w/s Wiper Control	10.163
47	KNOB, Headlamp Switch Control	2.486
48	BUSHING, Light Switch Knob to Inst. Panel	2.487
49	BEZEL, Headlamp Switch	2.487
50	SWITCH, Headlamp	2.485
51	BEZEL, Remote Controlled Mirror	10.186
52	GASKET, Remote Controlled Mirror	10.186
53	CONTROL ASS'Y, Remote Controlled Mirror Cable	10.186
54	CONTROL ASS'Y, Heater	8.866
55	NUT, Heater Control Mounting	N.S.

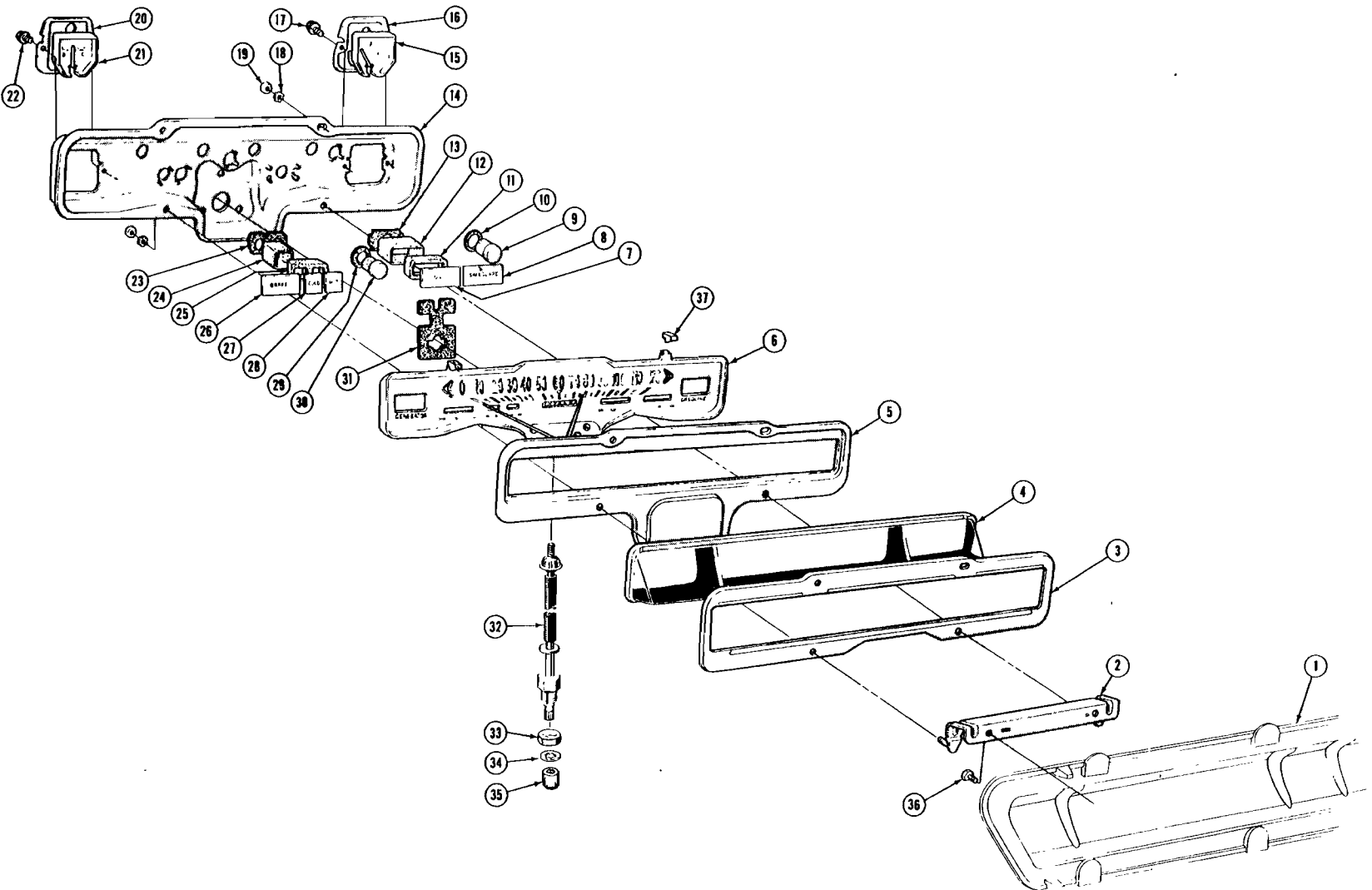


1961-62 TEMPEST INSTRUMENT PANEL TRIM & HARDWARE

1961-62 TEMPEST INSTRUMENT PANEL TRIM & HARDWARE

KEY	PART NAME	GROUP NO.
1	- SCREW, Strg. Col. Bezel to Inst. Panel.....	6.750
2	- WASHER, Strg. Col. Bezel to Inst. Panel.....	6.750
3	- SCREW, Strg. Col. Bezel to Inst. Cluster.....	6.750
4	- NUT, Strg. Col. Bezel to Inst. Panel.....	6.750
5	- BEZEL, Inst. Panel Strg. Column.....	6.750
6	- GROMMET, Strg. Column Bezel.....	6.758
7	- CUSHION, Inst. Panel Safety.....	14.665
8	- PANEL, Instrument.....	10.230
9	- SWITCH ASS'Y, Back Door Window-on Inst. Panel.....	12.195
10	- SCREW, Switch Ass'y.....	N.S.
11	- ASH TRAY, Inst. Panel.....	12.009
12	- BUMPER, Inst. Panel Ash Tray.....	12.009
13	- ASH TRAY, Inst. Panel (No's 11 & 13 Serviced as One Unit).....	12.009
14	- KNOB, Lighter.....	9.709
15	- PLUG, Lighter (Consists of Knob, Plug & Element).....	10.256
16	- ELEMENT ASS'Y, Lighter.....	9.709
17	- BASE ASS'Y, Lighter.....	9.709
18	- RETAINER, Lighter Clamping.....	9.709
19	- SCREW, "Le Mans" Molding.....	10.256
20	- MOLDING, Inst. Panel "Le Mans".....	10.256
21	- CLOCK ASS'Y, Tempest..... (Accessory Package Only)	

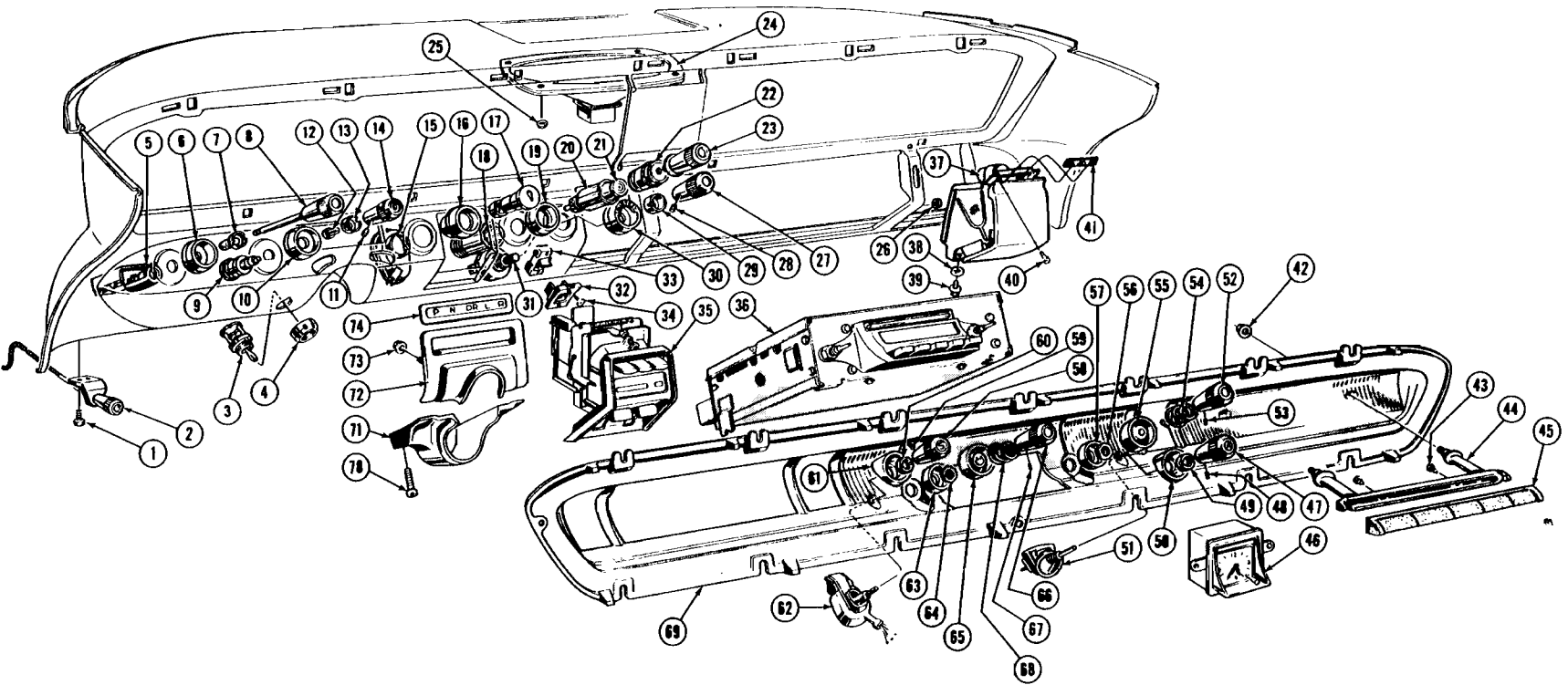
KEY	PART NAME	GROUP NO.
22	- LOCKWASHER, Clock Retaining (No. 10—Med.).....	8.931
23	- NUT, Clock Retaining (No. 10-32).....	8.915
24	- PLATE, Inst. Panel Name.....	10.256
25	- CLIP, Inst. Panel Name Plate.....	10.256
26	- COMPARTMENT, Inst. Panel.....	10.260
27	- NUT, Cushion to Inst. Panel (3/16" Type M).....	8.921
28	- BUMPER, Inst. Panel Compt. Door Stop.....	10.268
29	- STOP, Inst. Panel Compt. Door.....	10.268
30	- SCREW, Stop to Compt. Door.....	N.S.
31	- SCREW, Striker to Inst. Panel.....	N.S.
32	- STRIKER, Inst. Panel Compt. Door Lock.....	10.268
33	- SCREW, Hinge to Inst. Panel.....	10.262
34	- BUMPER, Inst. Panel Compt. Door.....	10.263
35	- SCREW, Hinge to Door.....	10.262
36	- HINGE, Inst. Panel Compt. Door.....	10.262
37	- DOOR, Inst. Panel Compt.....	10.261
38	- RETAINER, Inst. Panel Compt. Door Lock.....	10.267
39	- PLATE, Lock Trim Retainer.....	N.S.
40	- CYLINDER, Inst. Panel Compt. Door Lock.....	10.266
41	- SPACER, Inst. Panel Cover Ret.....	14.655



1961 PONTIAC INSTRUMENT CLUSTER PARTS (TYPICAL 1962)

1961 PONTIAC INSTRUMENT CLUSTER PARTS (TYPICAL 1962)

KEY	PART NAME	GROUP NO.
1	PLATE, Instrument Panel Finish.	10.256
2	RETAINER ASS'Y, to Trim Plate	9.743
3	BEZEL, Instrument Cluster	9.743
4	FACE, Instrument Cluster	9.743
5	RETAINER ASS'Y, Instrument Cluster Face	9.743
6	HEAD ASS'Y, Speedometer	4.339
7	FILTER, Oil Tell-Tale	9.743
8	FILTER, Safeguard Tell-Tale	9.743
9	CAP & SLEEVE ASS'Y, Turn Signal Tell-Tale	9.743
10	GASKET, Directional Tell-Tale	9.743
11	BOOT, Oil Filter Sealing	9.743
12	SLEEVE, Oil Filter Tell-Tale	9.743
13	GASKET, Oil Filter Tell-Tale	9.743
14	CASE ASS'Y, Instrument Cluster	9.743
15	GAUGE, Instrument Panel Fuel	3.108
16	PLATE, Fuel Gauge Back	9.743
17	SCREW, Gauge Mounting (8-18 x 1/4")	N.S.
18	WASHER, Tooth Lock (No. 10)	8.932
19	NUT, (No. 10-24)	8.915
20	PLATE, Ammeter Back	9.743
21	AMMETER, Instrument Panel	2.515
22	SCREW, Gauge Mounting (8-18 x 1/4")	N.S.
23	GASKET, Hot-Cold, Tell-Tale	9.743
24	SLEEVE, Hot-Cold, Tell-Tale	9.743
25	BOOT, Hot-Cold, Tell-Tale Filter Sealing	9.743
26	FILTER, Brake Tell-Tale	9.743
27	FILTER, Hot Tell-Tale	9.743
28	FILTER, Cold Tell-Tale	9.743
29	GASKET, Hi-Beam Tell-Tale	9.743
30	CAP & SLEEVE ASS'Y, Hi-Beam Tell-Tale	9.743
31	GASKET, Speedometer Dust	9.743
32	CONTROL ASS'Y, Safeguard Speedometer	9.762
33	NUT, Control to Instrument Panel	9.762
34	LOCKWASHER (3/8")	8.932
35	KNOB, Safeguard Speedometer Control	9.762
36	SCREW, Retainer to Trim Plate (1/4"-20 x 1/2")	N.S.
37	SPACER, Cluster Dial	9.743

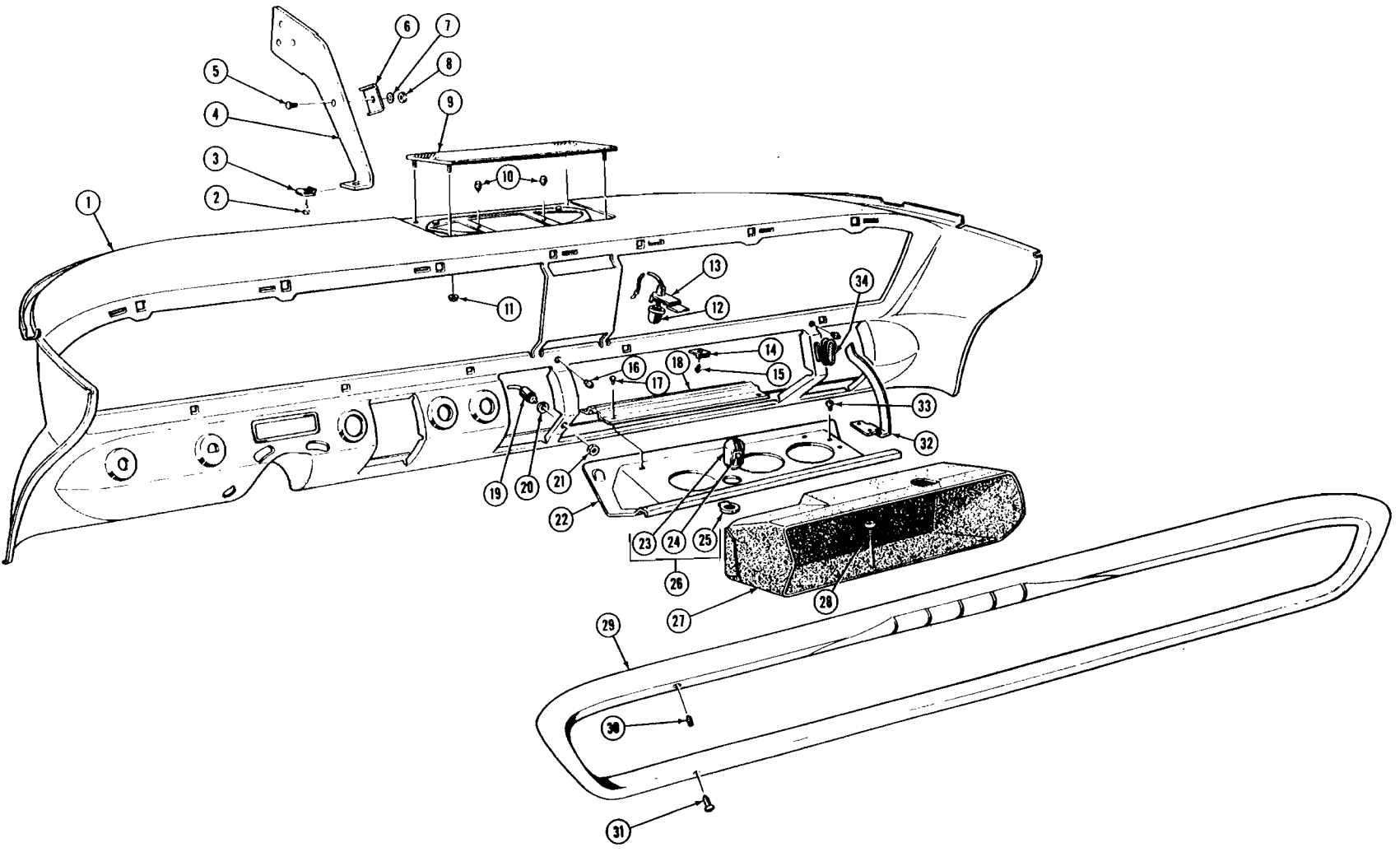


1961 PONTIAC INSTRUMENT PANEL KNOBS, SWITCHES & CONTROLS (TYPICAL 1962)

1961 PONTIAC INSTRUMENT PANEL KNOBS, SWITCHES & CONTROLS (TYPICAL 1962)

© 1961 PONTIAC MOTOR DIVISION, GENERAL MOTORS CORPORATION

KEY	PART NAME	GROUP NO.	KEY	PART NAME	GROUP NO.
1	- SCREW, Air Inlet Control Bracket (10-24 x 1/2")	8.907	38	- LOCKWASHER (No. 10)	8.929
2	- CONTROL ASS'Y, Air Inlet	9.787	39	- SCREW, Ash Tray to Inst. Panel (10-12 x 5/8")	8.977
3	- CONTROL ASS'Y, Remote Controlled Mirror Cable	10.186	40	- SCREW, Ash Tray (8-15 x 5/8")	N.S.
4	- BEZEL, Remote Controlled Mirror	10.186	41	- BUMPER, Ash Tray	12.009
5	- SWITCH, Headlamp	2.485	42	- NUT, Assist Grip Handle to Trim Plate (1/4"-20)	10.256
6	- BEZEL, Headlamp Switch	2.487	43	- SCREW, Assist Grip Pad Retainer (10-12 x 3/4")	14.655
7	- BUSHING, Light Switch Knob	2.487	44	- HANDLE, Inst. Panel Assist Grip	10.256
8	- KNOB, Headlamp Switch Control	2.486	45	- PAD ASS'Y, Assist Grip Handle	14.655
9	- SWITCH ASS'Y, W/Wiper Control	10.163	46	- CLOCK ASS'Y (Svcd. in Accessory Package Only)	
10	- BEZEL, W/Wiper Control	10.166	47	- KNOB, Antenna Control	9.647
11	- SCREW, Wiper Control Knob (8-32 x 3/16")	10.164	48	- SCREW, Antenna Knob Set (8-32 x 3/16")	8.975
12	- BUTTON, W/Washer Control Knob	10.153	49	- NUT, Antenna Switch to Inst. Panel	9.647
13	- NUT, W/Wiper Control Switch (1/2"-28 x 5/8")	10.151	50	- BEZEL, Antenna Switch	9.647
14	- KNOB, W/Wiper Motor	10.164	51	- SWITCH ASS'Y, Electric Antenna	9.647
15	- HOUSING, Ignition Lock & Lamp	2.189	52	- KNOB, Tuning Control	9.649
16	- FERRULE, Ignition Switch	2.192	53	- SCREW, Tuning Control Knob Set (8-32 x 3/16")	8.975
17	- CYLINDER, Starter & Ignition	2.188	54	- SPRING, Control Knob	9.649
18	- RETAINER, Cigar Lighter	N.S.	55	- KNOB, Radio Dummy	9.649
19	- BEZEL, Lighter to Inst. Panel	9.709	56	- NUT, Receiver to Trim Plate	9.667
20	- BASE ASS'Y, Lighter	9.709	57	- FERRULE, Control Knob	9.649
21	- ELEMENT ASS'Y, Lighter	9.709	58	- KNOB, Rear Seat Speaker Switch	9.649
22	- PLUG, Lighter	N.S.	59	- SCREW, Rear Seat Speaker Knob Set (8-32 x 3/16")	8.975
23	- KNOB, Lighter (Consists of Knob, Plug & Element)	9.709	60	- NUT, Rear Seat Speaker Switch to Inst. Panel	9.654
24	- SPEAKER ASS'Y, Radio	9.654	61	- BEZEL, Rear Seat Speaker Switch	9.649
25	- NUT, Speaker to Inst. Panel (No. 10-24)	9.654	62	- SWITCH & WIRE ASS'Y, Rear Seat Speaker	9.654
26	- STOP, Inst. Panel Ash Tray	12.009	63	- FERRULE, Control Knob	9.649
27	- KNOB, Courtesy Lamp Switch	10.275	64	- NUT, Receiver to Trim Plate	9.667
28	- SCREW, Courtesy Lamp Knob Set (8-32 x 3/16")	8.975	65	- KNOB, Tone Control	9.649
29	- NUT, Courtesy Switch (7/16"-20)	10.275	66	- KNOB, Volume Control	9.649
30	- BEZEL, Courtesy Lamp Switch	10.275	67	- SCREW, Volume Control Knob Set (8-32 x 3/16")	8.975
31	- SWITCH ASS'Y, Courtesy Lamp Switch	10.275	68	- SPRING, Control Knob	9.649
32	- ESCUTCHEON, Fldg. Top Cont. Switch	14.483	69	- PLATE, Instrument Panel Finish	10.256
33	- SWITCH, Folding Top	14.483	70	- SCREW, Strg. Col. Lower Brkt. to Mtg. Brkt.	6.751
34	- SCREW, Fldg. Top Escutcheon	N.S.	71	- BRACKET, Steering Column—Lower	6.750
35	- CONTROL ASS'Y, Heater	8.866	72	- BRACKET, Steering Column—Upper	6.750
36	- RECEIVER, Radio (Svcd. in Accessory Package Only)		73	- NUT, Strg. Col. Upper Brkt. to Inst. Panel (No. 10-24)	6.750
37	- ASH TRAY, Inst. Panel	12.009	74	- LENS, Indicator	4.038



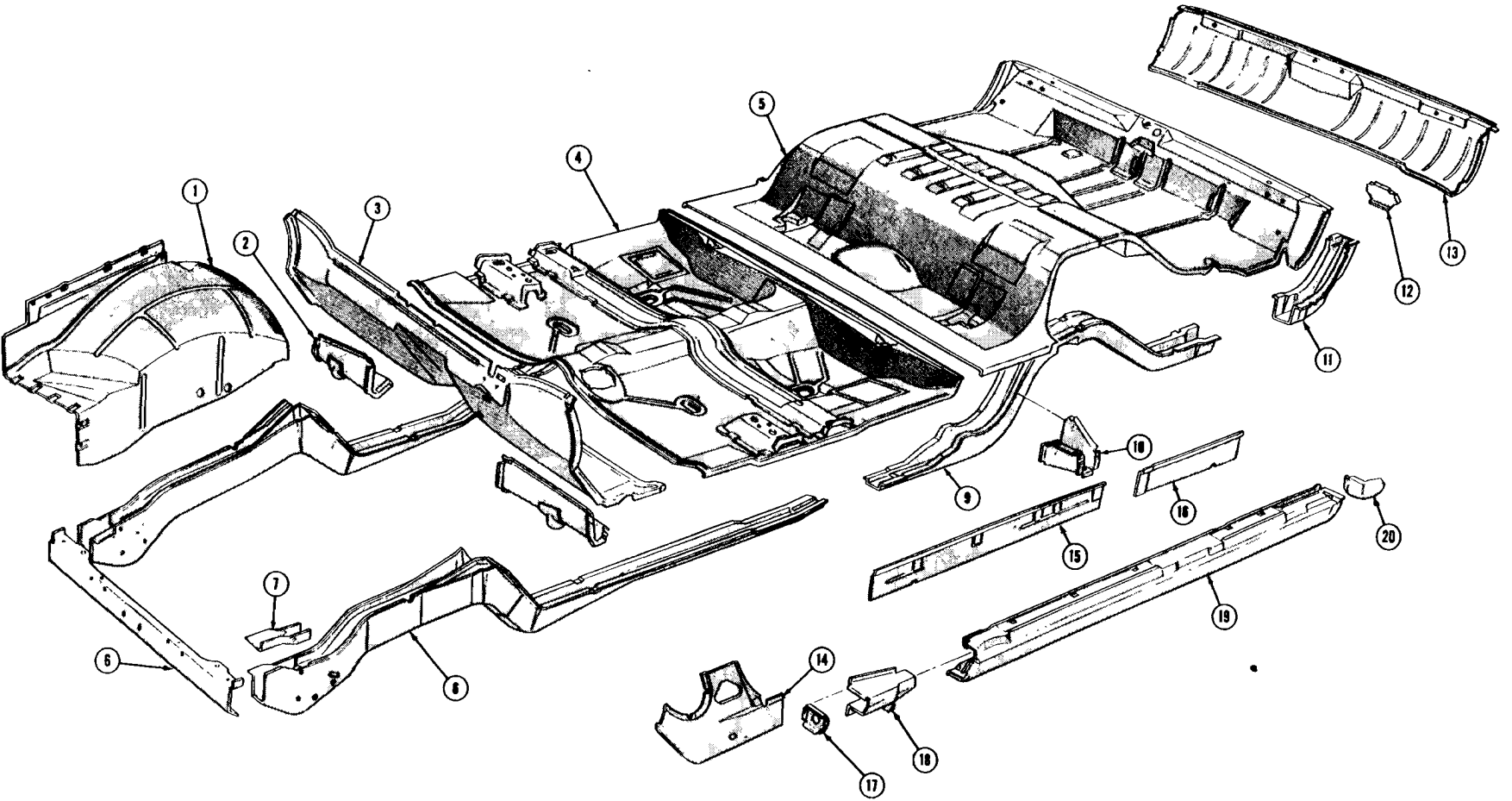
1961 PONTIAC INSTRUMENT PANEL TRIM & HARDWARE (TYPICAL 1962)

1961 PONTIAC INSTRUMENT PANEL TRIM & HARDWARE (TYPICAL 1962)

KEY	PART NAME	GROUP NO.
1	PANEL, Instrument	10.230
2	SCREW (1/4"-20 x 5/8")	N.S.
3	NUT, Panel Brace to Dash & Inst. Panel (Spring Type)	9.131
4	BRACE ASS'Y, Inst. Panel to Dash	9.131
5	BOLT, Clamp Mounting (1/4"-20 x 3/4")	N.S.
6	CLAMP, Radio Mounting	9.649
7	LOCK WASHER (1/4")	8.931
8	NUT, Clamp Mounting Bolt (1/4"-20)	8.915
9	GRILLE, Radio Speaker	9.655
10	BUMPER, Inst. Panel Speaker	9.655
11	NUT & LOCKWASHER ASS'Y (8-32)	N.S.
12	LENS, Compartment Lamp	10.275
13	SOCKET & RETAINER, Compartment Lamp	10.275
14	STRIKER, Compartment Door Lock	10.268
15	SCREW, Striker Plate	N.S.
16	BUMPER, Compartment Door	10.263
17	SCREW, Hinge to Door	N.S.
18	HINGE, Compartment Door	10.262
19	SWITCH & WIRE ASS'Y, Compartment Lamp	10.275
20	LOCKWASHER (7/16")	8.931
21	NUT, Switch (7/16"-20)	10.275
22	DOOR, Inst. Panel Compartment	10.261
23	RETAINER, Compartment Door Lock	10.267
24	CASE, Compartment Door Lock	10.266
25	PLATE, Lock Trim Retainer	N.S.
26	CYLINDER, Compartment Door Lock	10.266
27	COMPARTMENT, Instrument Panel	10.260
28	SCREW, Instrument Panel Compartment	10.260
29	BEZEL ASS'Y, Inst. Panel Trim Plate	10.256
30	SCREW, Trim Plate Bezel to Plate Set (10-24 x 13/16")	10.256
31	SCREW, Trim Plate Bezel to Plate Set (10-24 x 3/32")	10.256

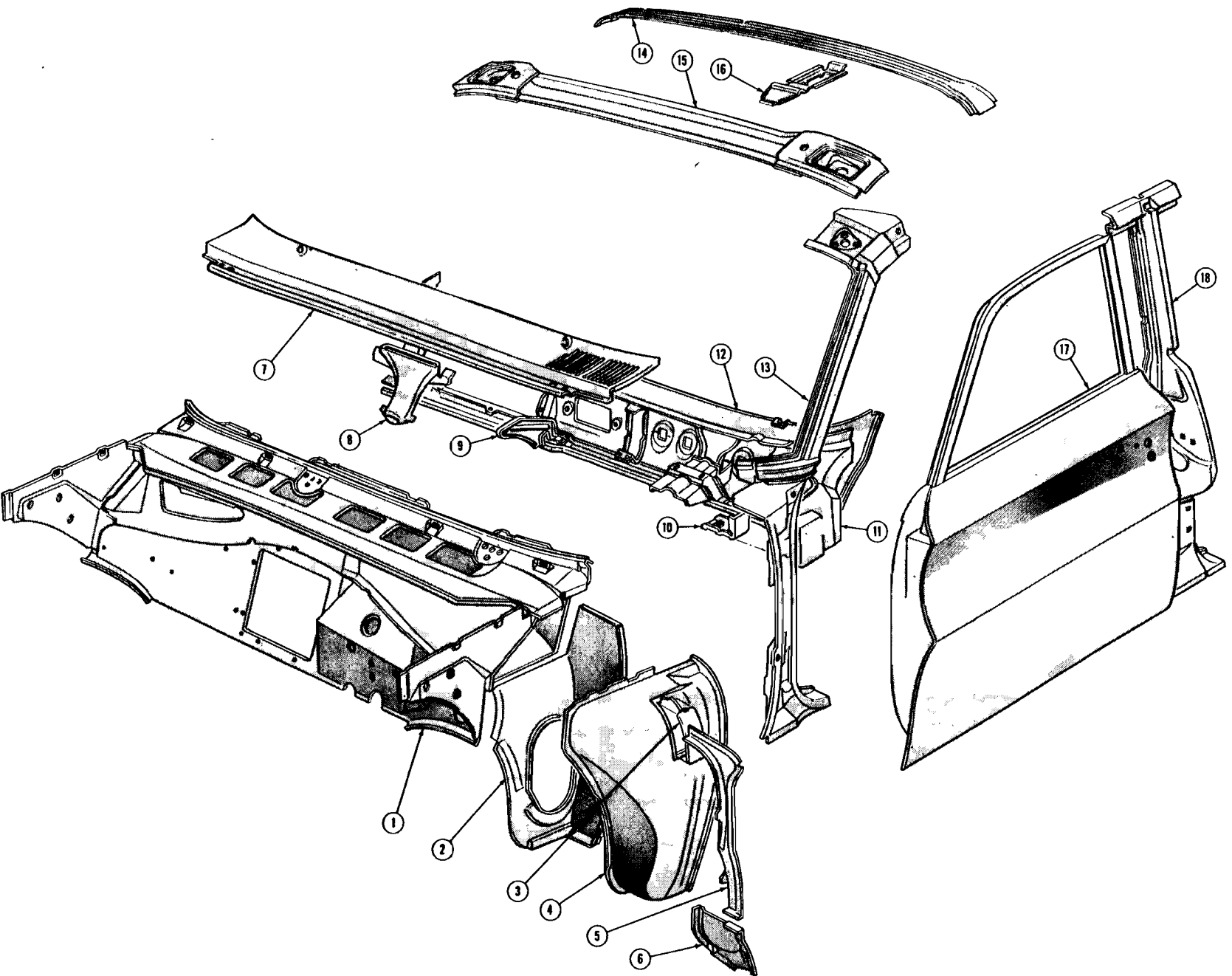
1961-62 UNDERBODY SHEET METAL (TEMPEST SERIES)

© 1961 PONTIAC MOTOR DIVISION, GENERAL MOTORS CORPORATION



1961-62 UNDERBODY SHEET METAL

KEY	PART NAME	GROUP NO.
1	- PANEL, Front Wheel House	8.153
2	- BAR, Floor Pan No. 1	12.980
3	- PAN, Toe	12.803
4	- PAN, Floor (Consists of 2-3-4-6-8-15)	12.980
5	- PAN, Rear Compartment (Consists of 5-9-10-11-16)	12.981
6	- RAIL, Front End Cross	7.010
7	- RAIL, Engine Compartment Side—Upper Front	7.006
8	- RAIL, Floor Pan—Side	7.006
9	- RAIL, Rear Compartment Side	7.006
10	- BRACE, Rear Compartment Rail to Rocker—Inner	12.934
11	- RAIL, Rear Compartment Pan Side Rear	7.006
12	- FILLER, Pan to Rear End Panel	12.981
13	- PANEL, Rear End—Lower	12.966
14	- REINFORCEMENT, Front Body Hinge Pillar to Rocker	12.659
15	- PANEL, Rocker Inner Front	12.934
16	- PANEL, Rocker Inner Rear	12.934
17	- FILLER, Rocker Outer Panel—Front	12.934
18	- EXTENSION, Rocker Outer Panel—Front	12.934
19	- PANEL, Rocker Outer (Consists of 17-18-19)	12.934
20	- FILLER, Rocker Panel Rear	12.934



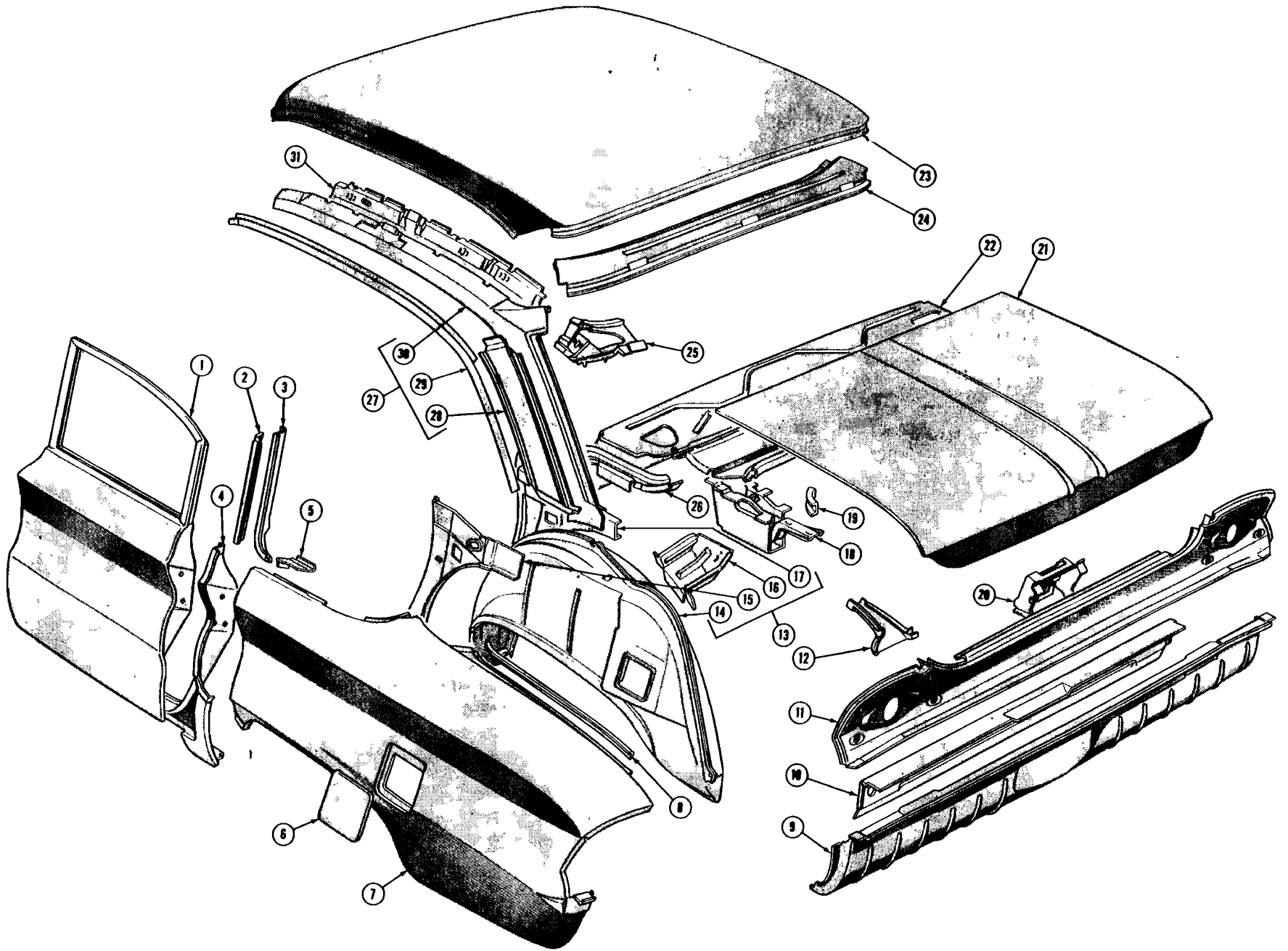
1961-62 COWL AND DASH SHEET METAL (TEMPEST SERIES)

© 1961 PONTIAC MOTOR DIVISION GENERAL MOTORS CORPORATION

1961-62 COWL AND DASH SHEET METAL

© 1961 PONTIAC MOTOR DIVISION, GENERAL MOTORS CORPORATION

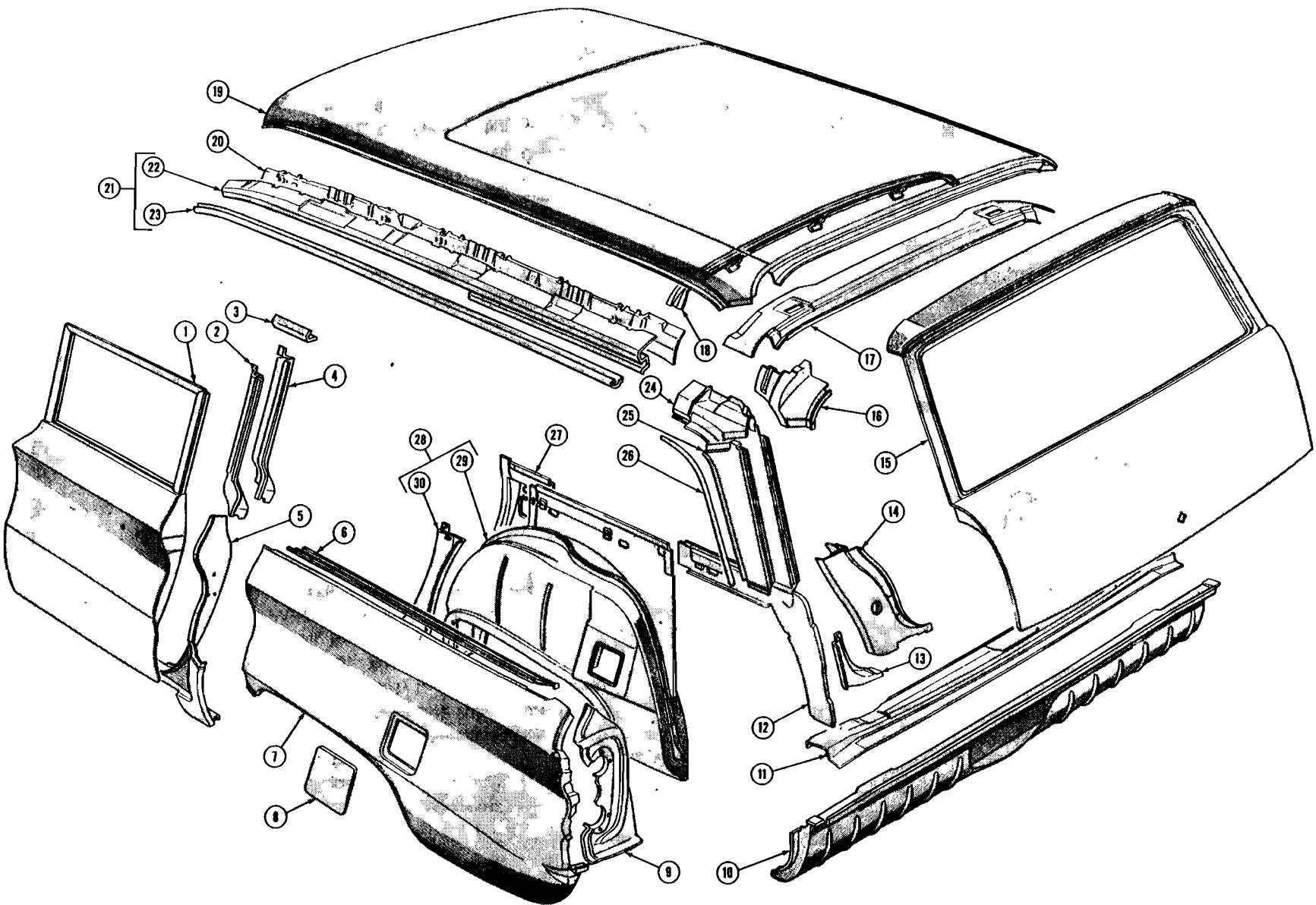
KEY	PART NAME	GROUP NO.
1	PANEL, Cowl and Dash	12.803
2	PANEL, Shroud Vent Duct—Side	12.804
3	COVER, Shroud Lower Panel Access Hole	12.804
4	PANEL, Shroud—Lower	12.804
5	PLATE, Shroud to Front Fender Baffle—Upper	12.804
6	PLATE, Shroud to Front Fender Baffle—Lower	12.804
7	PANEL, Cowl Top Vent—Lower	10.307
8	OUTLET, Windshield Defroster Air	9.779
9	SUPPORT ASS'Y, Inst. Panel	9.131
10	SUPPORT, Inst. Panel—End	10.230
11	REINFORCEMENT, Front Body Hinge Pillar to Duct Panel	12.659
12	PANEL, Inst.	10.230
13	PANEL, Front Body Hinge Pillar	12.840
14	BOW, Metal Roof No. 1-2-3	12.952
15	FRAME, Windshield—Upper Inner	12.807
16	SUPPORT, Dome Lamp	11.927
17	DOOR ASS'Y, Front	10.351
	FRONT DOOR, Outer	12.895
18	PILLAR ASS'Y, Body—Center	12.491



1961-62 REAR END SHEET METAL (2119)

1961-62 REAR END SHEET METAL (2119)

KEY	PART NAME	GROUP NO.
1	- DOOR, Rear	10.373
	PANEL, Rear Door Outer	12.913
2	- PANEL, Rear Body Lock Pillar—Outer Upper	12.944
3	- PANEL, Rear Body Lock Pillar—Inner Upper	12.944
4	- PANEL, Rear Body Lock Pillar—Outer Lower	12.944
5	- FILLER, Qtr. Wind. Lower Corner	12.944
6	- DOOR, Fuel Tank Filler	12.944
7	- PANEL, Rear Qtr. Side—Outer	12.940
8	- GUTTER, Rear Compartment—Side	12.996
9	- PANEL, Rear End Lower	12.966
10	- RAIL, Rear End Cross	12.986
11	- PANEL, Rear End—Upper	12.966
12	- GUTTER, Rear Compartment Lower Corner	12.966
13	- PANEL ASS'Y, Wheelhouse (Contains 14-15-16-17)	12.944
14	- PANEL, Wheelhouse (Part of Panel Ass'y)	N.S.
15	- REINFORCEMENT, Rear Body Lock Pillar	12.941
16	- BRACE, Rear Compartment Lid Hinge (Part of Panel Ass'y)	N.S.
17	- PANEL, Rear Qtr. Side—Inner	12.941
18	- BOX ASS'Y, Rear Compartment Lid Hinge	12.184
19	- EXTENSION, Rear Compartment Side Gutter Front	12.996
20	- PLATE, Rear Compartment Lid Lock Anchor	12.237
21	- LID, Rear Compartment	12.181
22	- PANEL, Rear Deck Front—W/Shelf	12.971
23	- PANEL, Roof	12.810
24	- PANEL, Back Window—Inner Center	12.964
25	- PANEL, Back Window—Inner Side	12.964
26	- GUTTER, Back Window—Lower Corner	12.964
27	- RAIL ASS'Y, Side Roof—Outer	12.956
28	- EXTENSION, Roof Panel	12.810
29	- MOLDING, Roof Drip	12.075
30	- RAIL, Side Roof—Outer (Part of Rail Ass'y)	N.S.
31	- RAIL, Side Roof—Inner	12.957

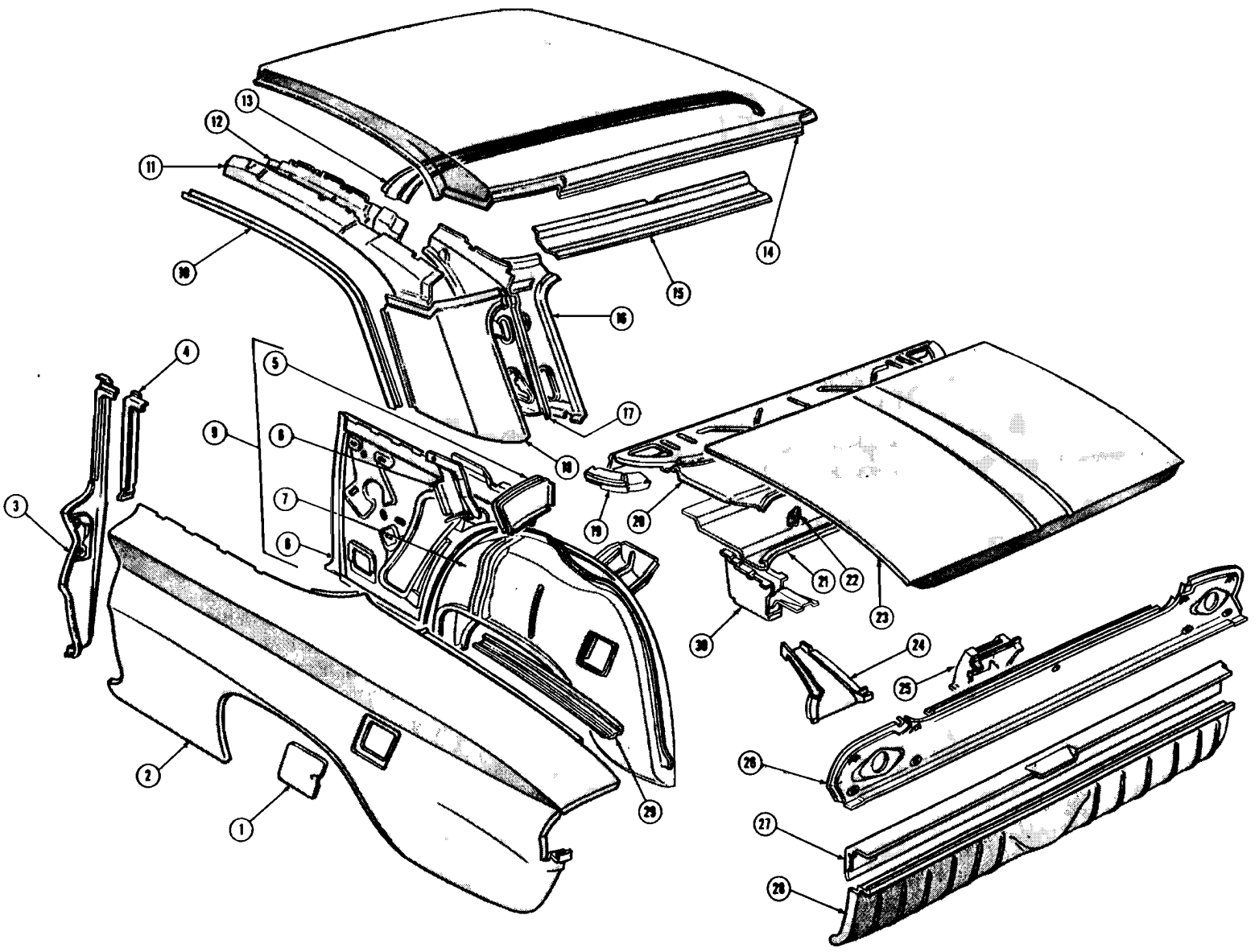


1961-62 REAR END SHEET METAL (2135)

© 1961 PONTIAC MOTOR DIVISION, GENERAL MOTORS CORPORATION

1961-62 REAR END SHEET METAL (2135)

KEY	PART NAME	GROUP NO.
1	- DOOR, Rear	10.373
	PANEL, Rear Door—Outer	12.913
2	- PANEL, Rear Body Lock Pillar—Outer Upper	12.944
3	- REINFORCEMENT, Rear Body Lock Pillar—Upper	12.941
4	- PANEL, Rear Body Lock Pillar—Inner Upper	12.944
5	- PANEL, Rear Body Lock Pillar—Outer Lower	12.944
6	- RAIL, Rear Qtr. Wind. Belt	12.428
7	- PANEL, Rear Qtr. Side—Outer	12.940
8	- DOOR, Fuel Tank Filler	12.944
9	- PANEL, Rear Qtr. Side Extension	12.940
10	- PANEL, Rear End	12.966
11	- RAIL, Rear End Cross	12.986
12	- EXTENSION, Rear Qtr. Inner Panel Rear	12.941
13	- FACING, Back Body Opening—Lower Side	12.968
14	- PANEL, Back Body Opening—Lower Side	12.968
15	- DOOR ASS'Y, Back	12.179
16	- FACING, Back Body Opening—Upper Side	12.968
17	- PANEL, Back Body Opening—Upper	12.968
18	- BOW, Metal Roof No. 4	12.952
19	- PANEL, Roof	12.810
20	- RAIL, Side Roof—Inner	12.957
21	- RAIL ASS'Y, Side Roof—Outer	12.956
22	- RAIL (Part of Rail Ass'y)	N.S.
23	- MOLDING, Roof Drip Front	12.075
24	- FACING, Back Body Opening Side (Consists of 16-24-25-26)	12.968
25	- EXTENSION, Roof Panel	12.810
26	- MOLDING, Roof Drip Rear	12.075
27	- PANEL, Rear Qtr. Side—Inner Front	12.941
28	- PANEL ASS'Y, Wheelhouse	12.944
29	- PANEL, Wheelhouse (Part of Panel Ass'y)	N.S.
30	- REINFORCEMENT, Rear Body Lock Pillar—Lower	12.941



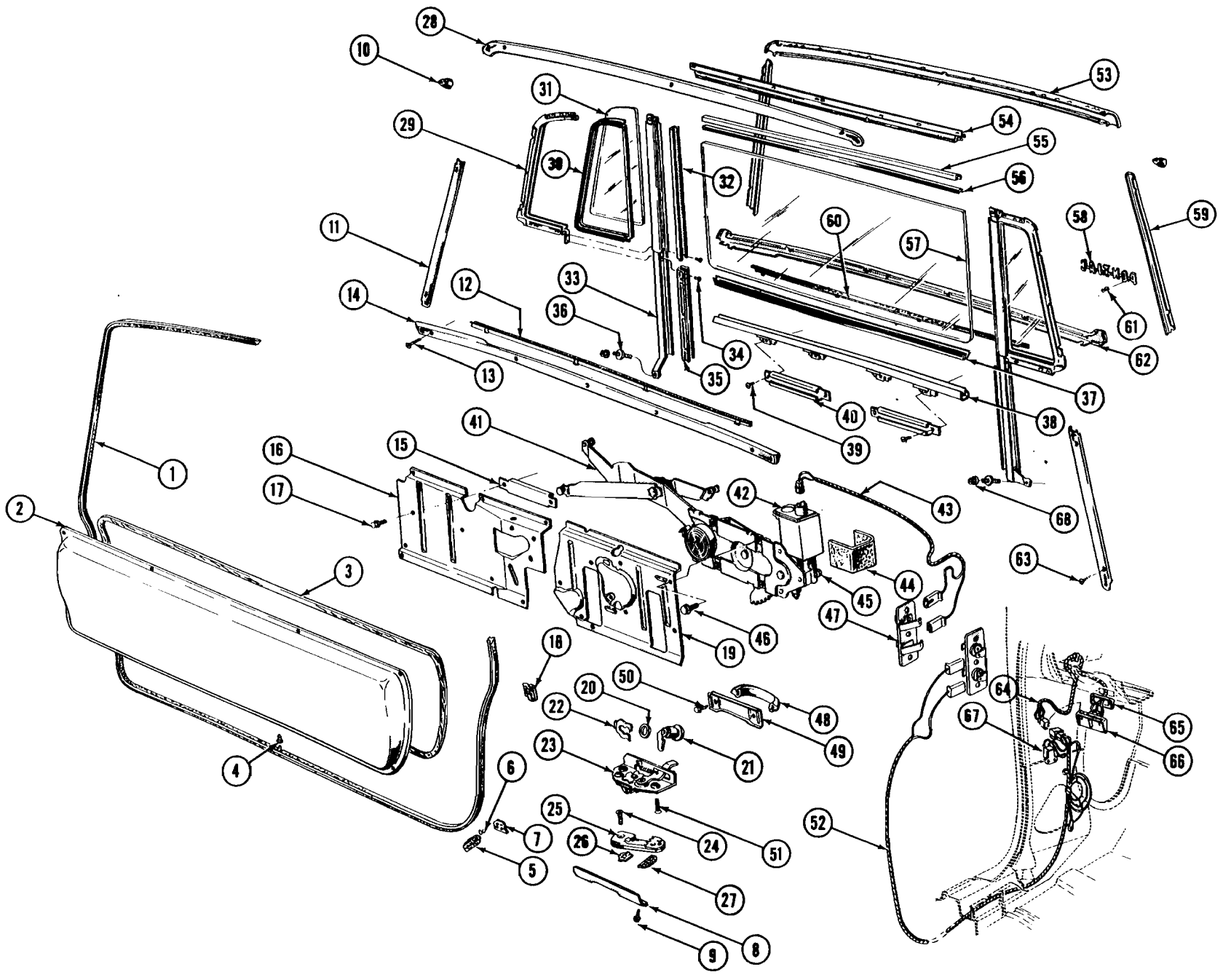
1961-62 REAR END SHEET METAL (2117-27)

© 1961 PONTIAC MOTOR DIVISION, GENERAL MOTORS CORPORATION

1961-62 REAR END SHEET METAL (2117-27)

KEY	PART NAME	GROUP NO.
1	- DOOR, Fuel Tank Filler	12.944
2	- PANEL, Rear Quarter Side—Outer	12.940
3	- PANEL, Rear Body Lock Pillar—Outer	12.944
4	- PANEL, Rear Body Lock Pillar—Inner	12.944
5	- PLATE, Wheelhouse to Quarter Baffle—Upper	12.944
6	- EXTENSION, Side Roof Outer Rail	12.956
7	- PANEL, Rear Wheelhouse	N.S.
8	- PANEL, Rear Quarter Side—Inner	12.941
9	- PANEL, Rear Wheelhouse	12.944
10	- MOLDING, Roof Drip	12.075
11	- RAIL, Side Roof—Outer	12.956
12	- RAIL, Side Roof—Inner—Front	12.957
13	- BOW, Roof	12.952
14	- PANEL, Roof	12.810
15	- PANEL, Back Window—Inner	12.964
16	- PANEL, Roof Extension—Inner Rear	N.S.
17	- PANEL, Roof Extension—Inner Front	N.S.
18	- EXTENSION, Roof Panel	12.810
19	- GUTTER, Back Window Lower Corner	12.964
20	- PANEL, Rear Deck Front	12.971
21	- REINFORCEMENT, Rear Compt. Front Shelf Panel	12.971
22	- EXTENSION, Rear Compt. Side Gutter—Front	12.996
23	- LID, Rear Compartment	12.181
24	- GUTTER, Rear Compt. Lower Corner	12.996
26	- PLATE, Lid Lock Anchor	12.237
26	- PANEL, Rear End—Upper	12.966
27	- RAIL, Rear End Cross	12.986
28	- PANEL, Rear End—Lower	12.966
29	- GUTTER, Rear Compt. Side	12.996
30	- BOX ASS'Y, Rear Compt. Lid Hinge	12.184

1961-62 BACK DOOR HARDWARE (2135)

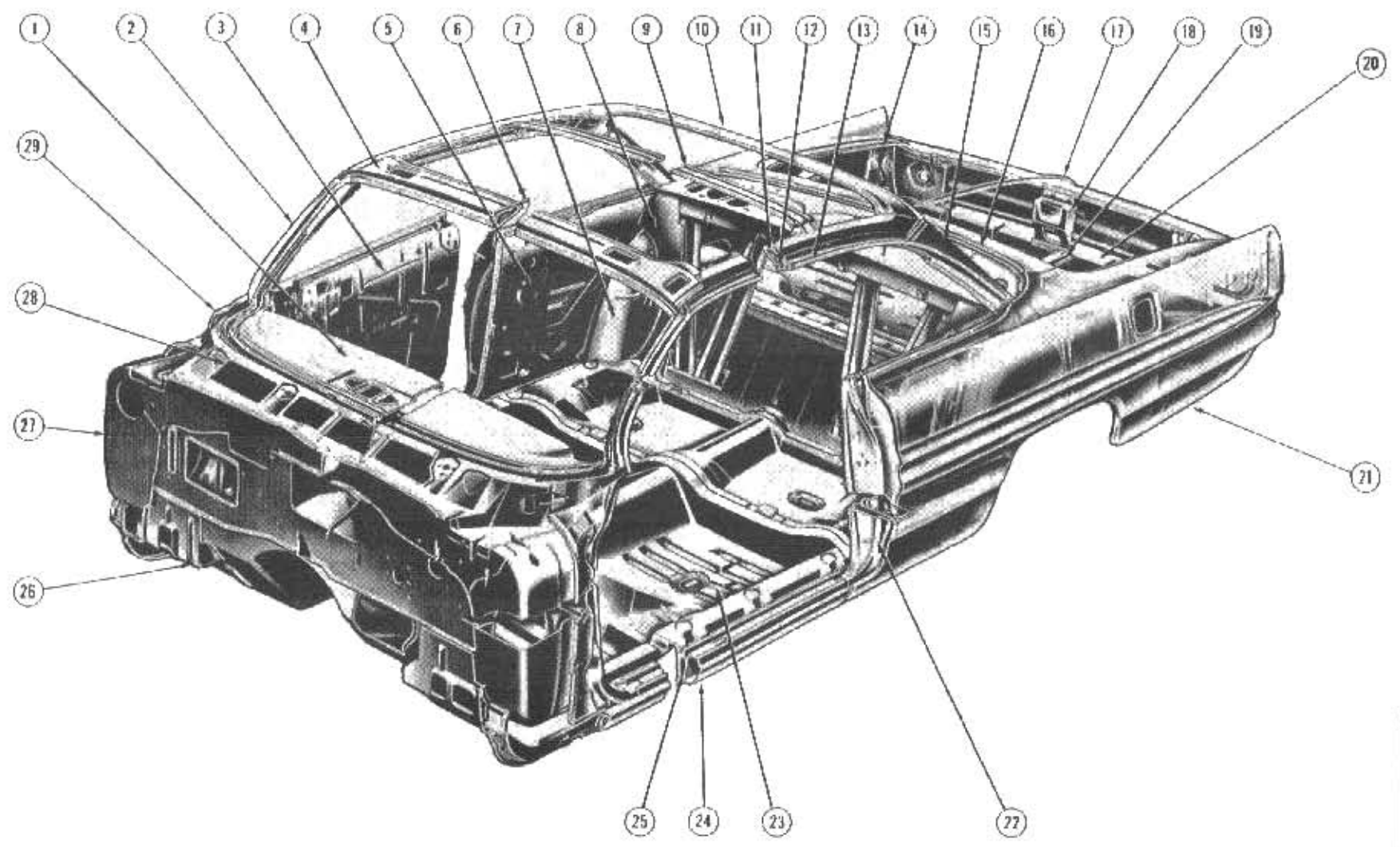


1961-62 BACK DOOR HARDWARE (2135)

KEY	PART NAME	GROUP NO.
1	- W/STRIP, Back Door (Complete)	12.269
2	- PANEL, Back Door Inner Cover	12.195
3	- STRIP, Back Door Inner Cover Panel Sealing	12.195
4	- PLUG, Back Door w/Strip Attaching Hole	10.694
5	- BUMPER, Back Door (Door Side)	10.587
6	- FASTENER, Back Door Bottom Drain Hole Sealing Strip	12.269
7	- STRIP, Back Door Bottom Drain Hole	10.694
8	- DEFLECTOR, Back Door Water (at Lock)	12.195
9	- SCREW, Back Door Water Deflector Retaining	N.S.
10	- BUMPER, Back Door Upper (Body Side)	10.587
11	- MOLDING, Back Door Window Garnish Side	12.195
12	- W/STRIP, Back Door Window Glass Run Channel (Inner)	12.269
13	- SCREW, Back Door Window Garnish Molding	11.128
14	- MOLDING, Back Door Window Garnish (Lower)	12.195
15	- CAM, Back Door Inner Panel	10.792
16	- PLATE, Back Door Inner Panel Cam Mounting (Elec. Window)	12.195
17	- SCREW, Back Door Inner Panel Cam to Panel	10.783
18	- BUMPER, Back Door (Door Side)	10.587
19	- PLATE, Back Door Inner Panel Regulator Mounting	N.S.
20	- GASKET, Back Door Lock Cylinder	12.247
21	- CASE, Back Door Lock Cylinder	12.195
22	- RETAINER, Back Door Lock Cylinder	10.551
23	- LOCK, Back Door	12.242
24	- SCREW, Back Door Lock Striker	N.S.
25	- STRIKER, Back Door Lock	12.195
26	- PLATE, Back Door Adjusting (Upper)	10.571
27	- PLATE, Back Door Adjusting (Lower)	10.571
28	- MOLDING, Back Door Window Garnish (Upper)	12.195
29	- RETAINER, Back Door Stationary Window Glass Channel	12.180
30	- CHANNEL, Back Door Stationary Window Glass (Rubber)	12.180
31	- GLASS, Back Door Stationary Window	12.180
32	- CHANNEL, Back Door Stationary Window Upper Glass Run	12.180
33	- CHANNEL, Back Door Stationary Window Division	12.180
34	- RIVET, Back Stationary Window Division Channel (Lower)	10.686

KEY	PART NAME	GROUP NO.
35	- CHANNEL, Back Door Stationary Window Lower Glass Run	12.180
36	- STUD, Back Door Stationary Window to Inner Panel	10.792
37	- FILLER, Back Door Window Sash Channel	10.696
38	- CHANNEL, Back Door Window Lower Sash	12.195
39	- SCREW, Back Door Window Lower Sash Channel Cam	N.S.
40	- CAM, Back Door Window Sash Channel	12.195
41	- REGULATOR, Back Door Electric Window (Less Motor)	12.195
42	- MOTOR, Back Door Window Regulator Electric	10.783
43	- HARNESS, Back Door Electric Window Wiring	13.090
44	- DEADENER, Back Door Electric Window Regulator Motor	N.S.
45	- SCREW, Back Door Window Regulator Motor	10.783
46	- SCREW, Back Door Window Regulator to Inner Panel	10.783
47	- PLATE, Body to Back Door Electric Contact	12.195
48	- HANDLE, Back Door Outside	12.195
49	- REINFORCEMENT, Back Door Outside Handle	N.S.
50	- SCREW, Back Door Outside Handle to Door	12.195
51	- SCREW, Door Lock to Inner Panel	10.474
52	- HARNESS, Back Door Window Control Wiring	13.090
53	- MOLDING, Back Door Window Upper Reveal	12.180
54	- CHANNEL, Back Door Window Glass Run (Upper)	12.180
55	- CHANNEL, Back Door Window Upper Sash	12.195
56	- FILLER, Back Door Window Sash Channel	10.696
57	- GLASS, Back Door Window Sliding	12.180
58	- PLATE, Back Door Name (Pontiac)	12.182
59	- MOLDING, Back Door Window Side Reveal	12.180
60	- W/STRIP, Back Door Window Glass Run Channel (Outer)	12.269
61	- CLIP, Back Door Name Plate	12.182
62	- MOLDING, Back Door Window Lower Reveal	12.180
63	- SCREW, Back Door Window Garnish Side Molding	11.128
64	- HARNESS, Back Door Inst. Panel Switch (Part of Switch)	N.S.
65	- GROMMET, Back Door Electric Window Switch	12.195
66	- SWITCH, Back Door Window on Inst. Panel	12.195
67	- CIRCUIT BREAKER	10.777
68	- NUT, Back Door Stationary Window to Inner Panel Stud	N.S.

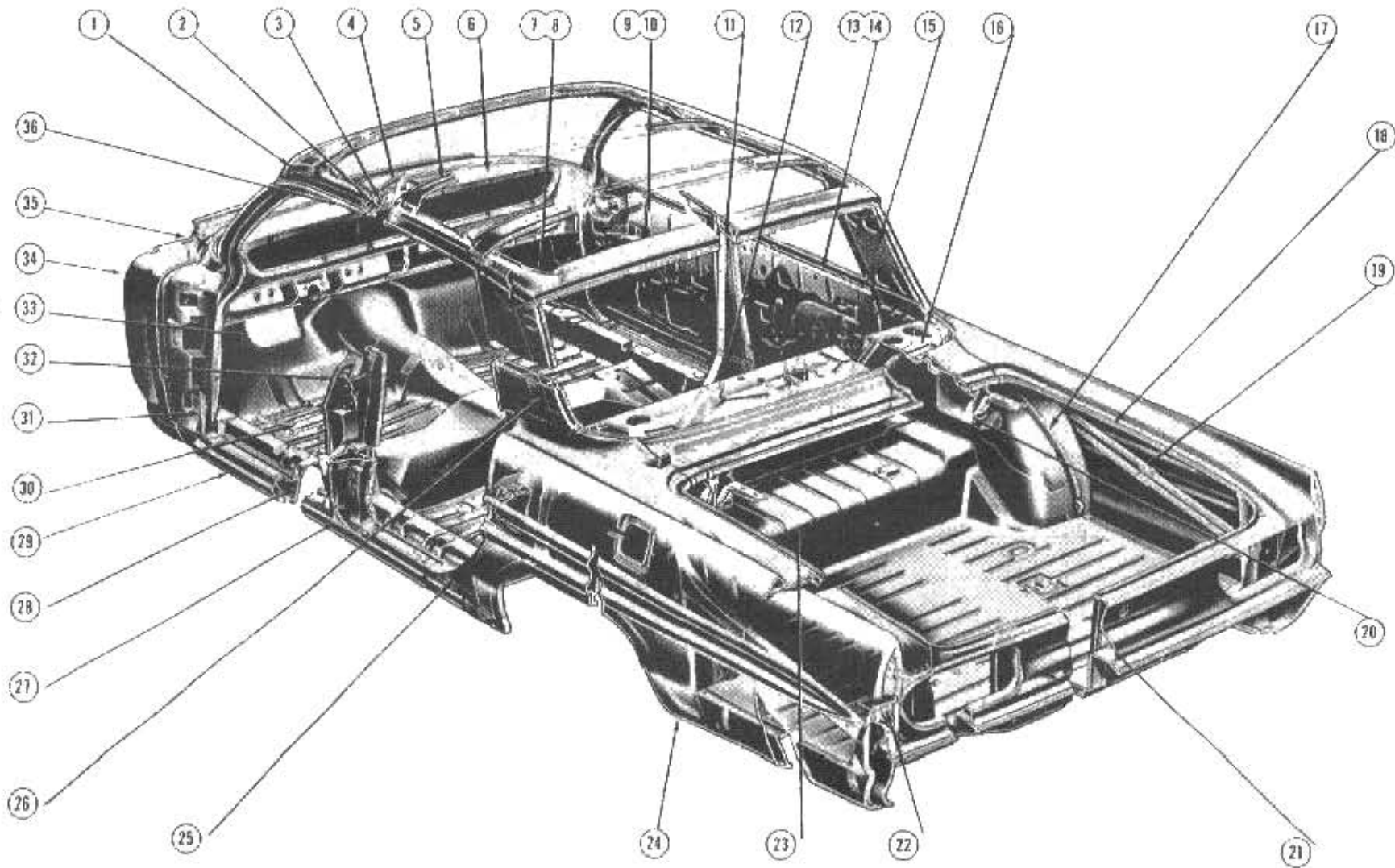
1961 PHANTOM VIEW (2337)



1961 PHANTOM VIEW (2337)

KEY	PART NAME	GROUP NO.
1	PANEL ASS'Y, Instrument	10.230
2	PILLAR ASS'Y, Front Hinge	12.840
3	DOOR ASS'Y	10.351
4	FRAME ASS'Y, Windshield Upper	12.807
5	PANEL, Rear Quarter Side Inner	12.941
6	PANEL, Roof	12.810
7	PANEL ASS'Y, Quarter Wheelhouse	12.944
8	FILLER, Rear Seat Back to Quarter Panel	12.941
9	BOW, Roof	12.952
10	PANEL ASS'Y, Back Window Inner	12.964
11	RAIL, Side Roof—Outer	12.956
12	RAIL, Side Roof—Inner	12.957
13	MOLDING, Roof Drip	12.075
14	GUTTER, Rear Compartment—Side	12.996
15	EXTENSION, Roof Panel	12.810
16	PANEL, Rear Deck Front—w/shelf	12.971
17	LID, Rear Compartment Deck	12.181
18	STRIKER—Plate, Rear Compartment Lid Lock	12.237
19	STRAP, Rear Compartment Lid Hinge	12.187
20	PAN, Rear Compartment Floor	12.981
21	PANEL, Rear Quarter—Side Outer	12.940
22	PANEL, Rear Body Lock Pillar—Outer	12.944
23	PAN ASS'Y, Floor	12.980
24	PANEL, Rocker—Outer	12.934
25	PANEL, Rocker—Inner	12.934
26	PAN ASS'Y, Toe	12.803
27	PANEL, Shroud	12.804
28	DASH & COWL ASS'Y	12.803
29	PANEL, Door Outer	12.895

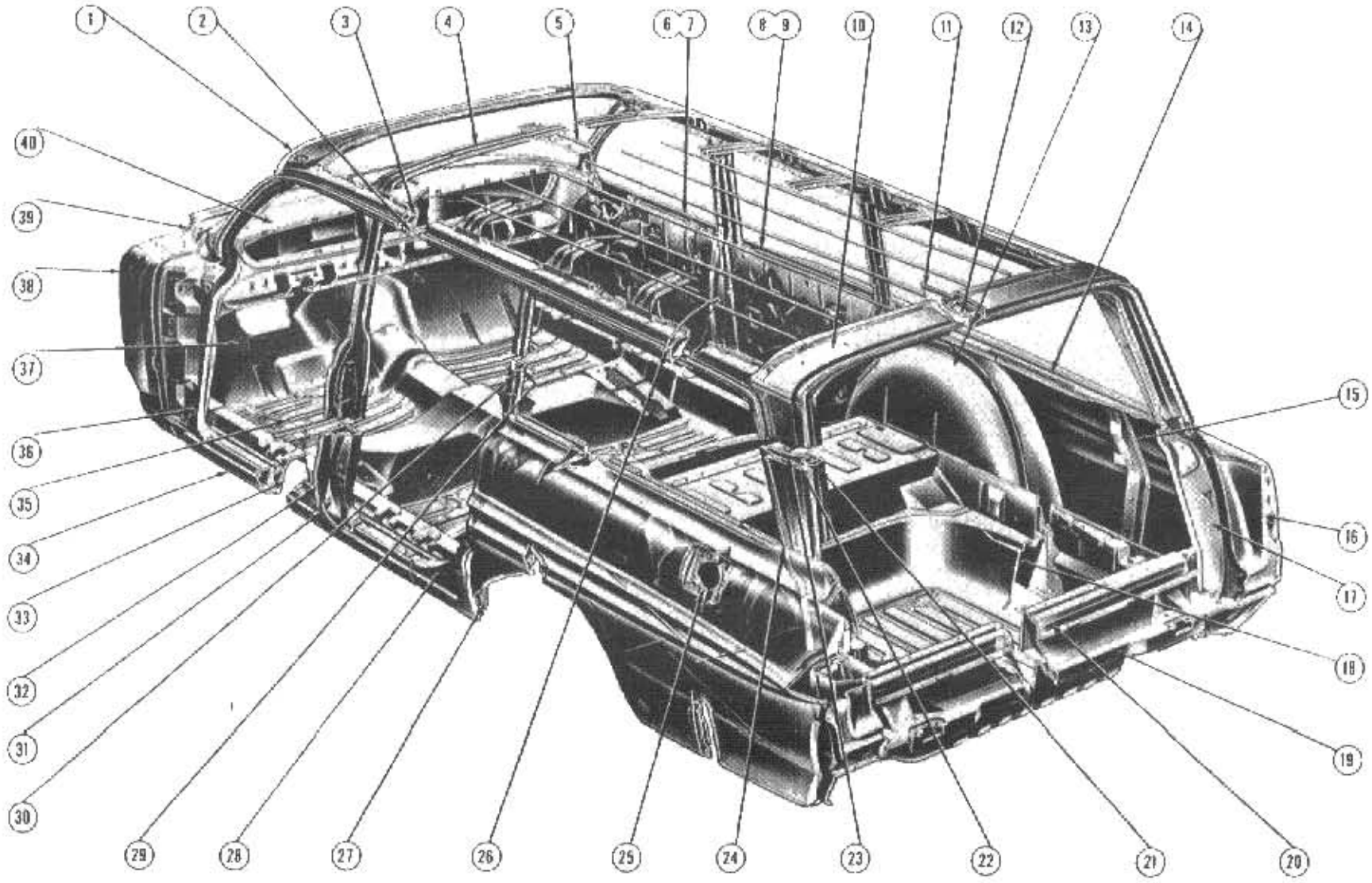
1961 PHANTOM VIEW (2639)



1961 PHANTOM VIEW (2639)

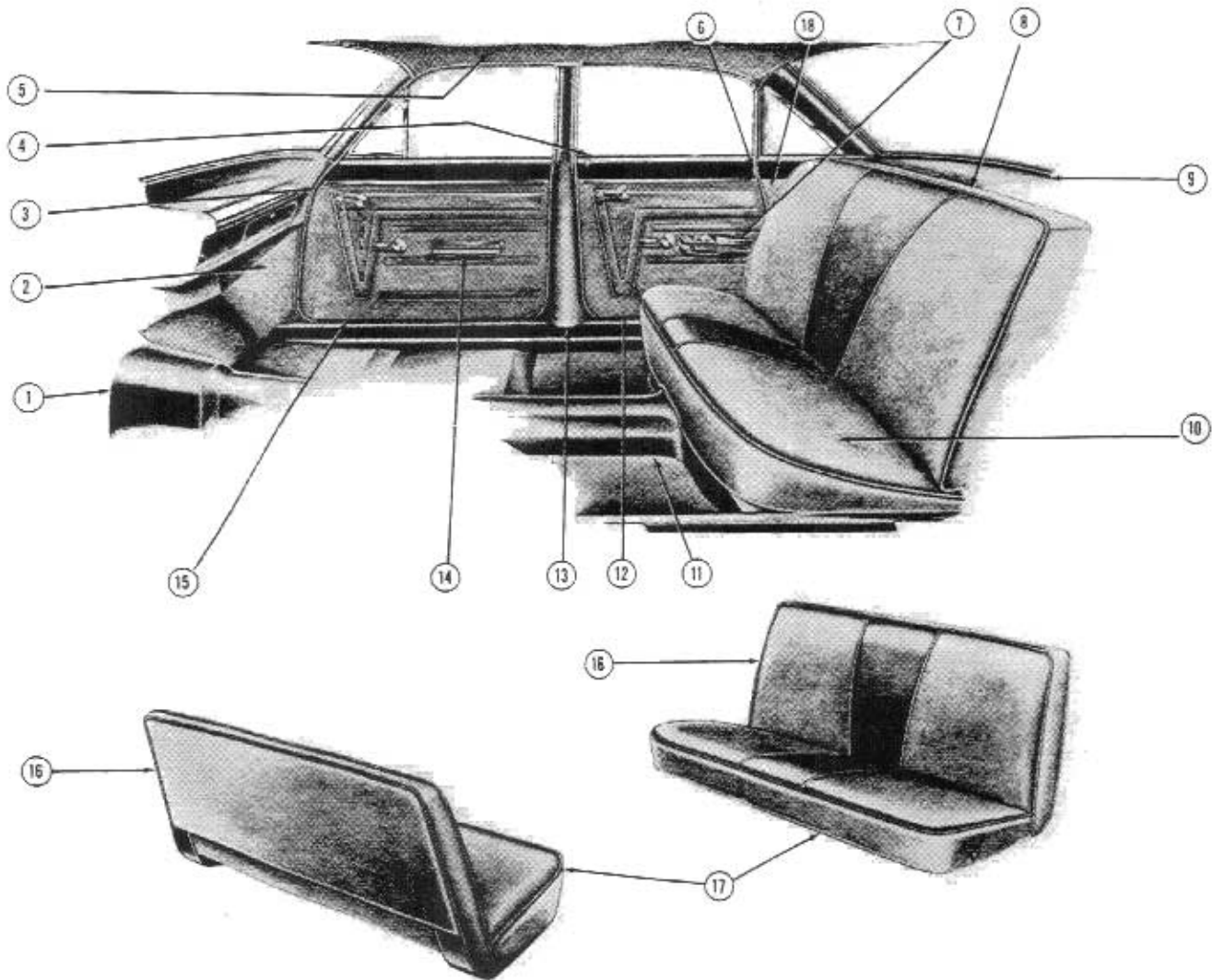
KEY	PART NAME	GROUP NO.
1	- FRAME ASS'Y, Windshield Upper	12.807
2	- RAIL, Side Roof—Inner	12.957
3	- RAIL, Side Roof—Outer	12.956
4	- PANEL, Roof	12.810
5	- BOW, Roof	12.952
6	- PANEL ASS'Y, Instrument	10.230
7	- EXTENSION, Side Roof Rail—Outer Rear	12.956
8	- EXTENSION, Side Roof Rail—Inner Rear	12.957
9	- DOOR ASS'Y, Front	10.351
10	- PANEL, Door—Outer Front	12.895
11	- PANEL ASS'Y, Back Window Inner	12.964
12	- BRACE, Center Pillar to Floor—Lower	12.491
13	- DOOR ASS'Y, Rear	10.373
14	- PANEL, Door—Outer Rear	12.913
15	- PANEL, Rear Body Lock Pillar—Outer Upper	12.944
16	- PANEL, Rear Deck Front—w/shelf	12.971
17	- PANEL ASS'Y, Quarter Wheelhouse	12.944
18	- GUTTER, Rear Compartment—Side	12.996
19	- BRACE, Wheelhouse to Pan—Diagonal	12.944
20	- BOX, Compartment Lid Hinge	12.184
21	- PANEL, Rear End	12.966
22	- PANEL, Rear Quarter Side Outer Extension	12.940
23	- PAN, Rear Compartment Floor	12.981
24	- PANEL, Rear Quarter—Side Outer	12.940
25	- PANEL, Rear Body Lock Pillar—Outer Lower	12.944
26	- EXTENSION, Roof Panel	12.810
27	- FILLER, Center Pillar Outer Panel—Lower	12.491
28	- PANEL, Rocker—Inner	12.934
29	- PANEL, Rocker—Outer	12.934
30	- PAN ASS'Y, Floor	12.980
31	- PILLAR ASS'Y, Front Hinge	12.840
32	- PILLAR ASS'Y, Body Center	12.491
33	- PAN ASS'Y, Toe	12.803
34	- PANEL, Shroud	12.804
35	- COWL & DASH ASS'Y	12.803
36	- MOLDING, Roof Drip	12.075

1961 PHANTOM VIEW (23351)



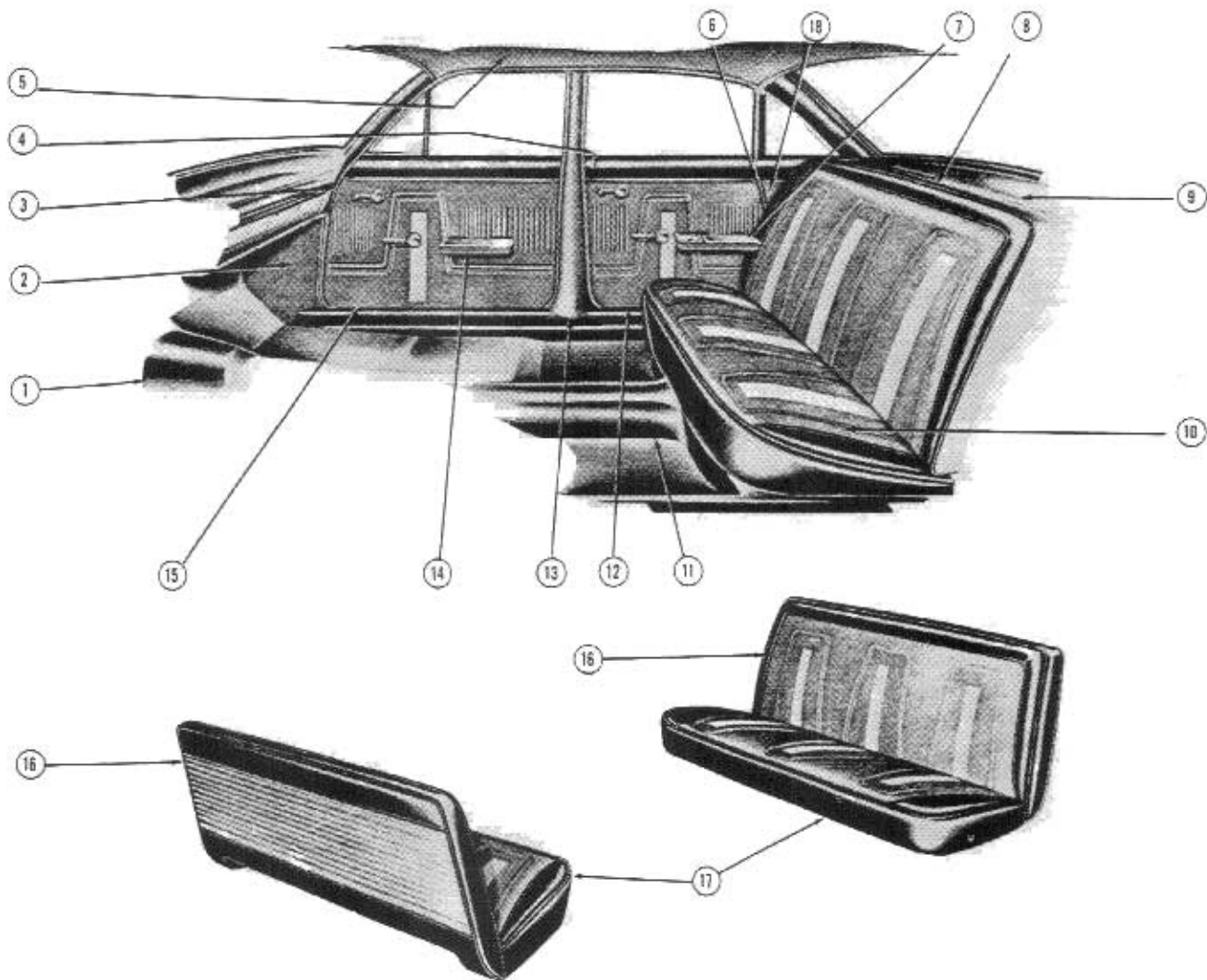
1961 PHANTOM VIEW (2335)

KEY	PART NAME	GROUP NO.	KEY	PART NAME	GROUP NO.
1	FRAME ASS'Y, Windshield Upper	12.807	21	PANEL, Back Body Opening Outer Upper	12.968
2	RAIL, Side Roof—Inner	12.957	22	EXTENSION, Roof Panel	12.810
3	RAIL, Side Roof—Outer	12.956	23	FACING, Back Body Opening—Upper Side	12.968
4	BOW, Roof	12.952	24	MOLDING, Roof Drip—Rear	12.075
5	SUPPORT, Dome Lamp	11.927	25	POCKET, Fuel Tank Filler Neck	12.944
6	DOOR ASS'Y, Front	10.351	26	MOLDING, Roof Drip—Front	12.075
7	PANEL, Door—Outer Front	12.895	27	FILLER, Rocker Panel Rear	12.932
8	DOOR ASS'Y, Rear	10.373	28	PANEL, Rear Body Lock Pillar—Outer Lower	12.944
9	PANEL, Door—Outer Rear	12.913	29	PANEL, Rear Body Lock Pillar—Inner Upper	12.944
10	PANEL, Back Body Opening—Outer Upper Side	12.968	30	PANEL, Rear Body Lock Pillar—Outer Upper	12.944
11	PANEL, Roof	12.810	31	FILLER, Center Pillar Outer Panel—Lower	12.491
12	PANEL ASS'Y, Back Body Opening Upper	12.968	32	PILLAR ASS'Y, Body Center	12.491
13	PANEL ASS'Y, Quarter Wheelhouse	12.944	33	PANEL, Rocker—Inner	12.934
14	RAIL, Quarter Belt	12.428	34	PANEL, Rocker—Outer	12.934
15	SUPPORT, Spare Tire	12.980	35	PAN ASS'Y, Floor	12.980
16	PANEL, Quarter Extension	12.942	36	PILLAR ASS'Y, Front Hinge	12.840
17	FACING, Back Body Opening—Lower Side	12.968	37	PAN ASS'Y, Toe	12.803
18	PAN, Rear Compartment Floor	12.981	38	PANEL, Shroud—Lower	12.804
19	BAR ASS'Y, Rear Cross Lower	12.986	39	COWL & DASH ASS'Y	12.803
20	BAR ASS'Y, Rear Cross Upper	12.986	40	PANEL ASS'Y, Instrument	10.230



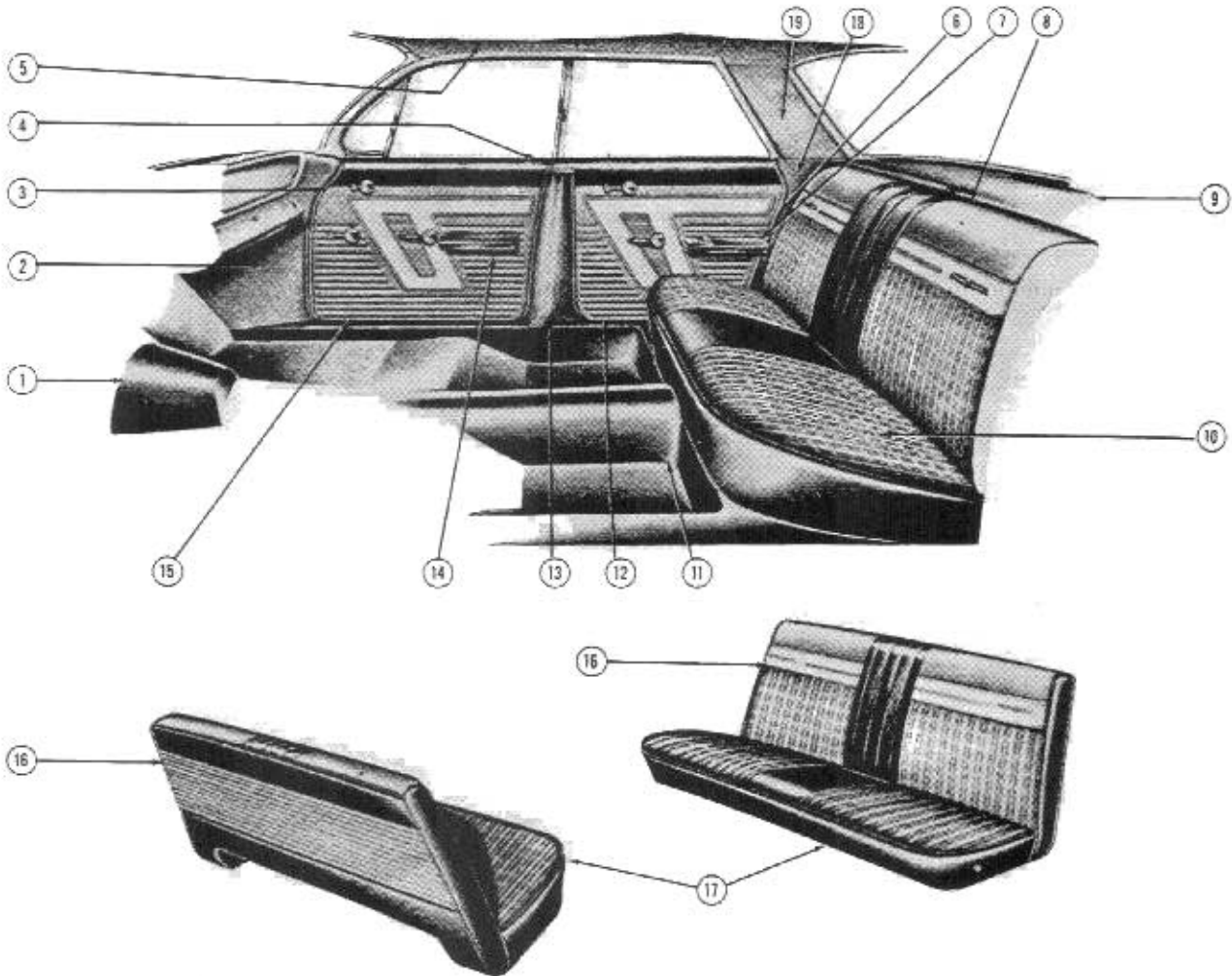
1961 INTERIOR TRIM (2119-STD.)

KEY	PART NAME	GROUP NO.
1	CARPET, Front	15.286
2	TRIM PAD, Cowl	14.630
3	WEATHERCORD ASS'Y, Front Door Opening	14.665
4	KNOB, Door Lock	10.559
5	HEADLINING	14.640
6	WEATHERCORD ASS'Y, Rear Door Opening	14.790
7	ARM REST, Rear Door	14.686
8	TRIM ASS'Y, Rear Seat Back	15.000
9	COVER, Shelf Trim	15.024
10	TRIM ASS'Y, Rear Seat Cushion	15.035
11	CARPET, Rear	15.306
12	TRIM PAD ASS'Y, Rear Door	14.760
13	TRIM, Center Pillar	14.730
14	ARM REST, Front Door	14.686
15	TRIM PAD ASS'Y, Front Door	14.685
16	TRIM ASS'Y, Front Seat Back & Back of Back	14.800
17	TRIM ASS'Y, Front Seat Cushion	14.880
18	TRIM ASS'Y, Rear Quarter	15.100



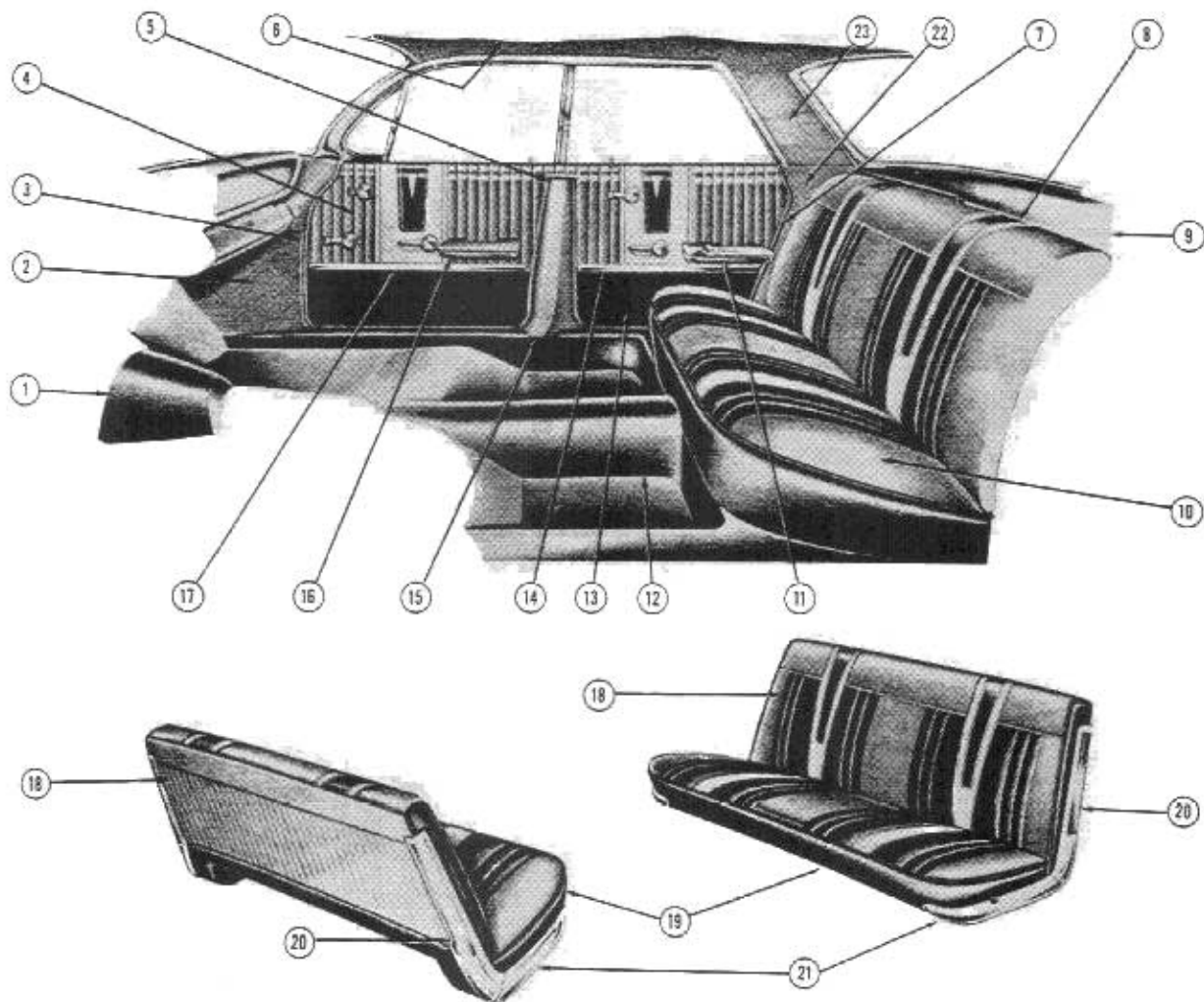
1961 INTERIOR TRIM (2119-CUSTOM)

KEY	PART NAME	GROUP NO.
1	CARPET, Front	15.286
2	TRIM PAD, Cowl	14.630
3	WEATHERCORD ASS'Y, Front Door Opening	14.665
4	KNOB, Door Lock	10.559
5	HEADLINING	14.640
6	WEATHERCORD ASS'Y, Rear Door Opening	14.790
7	ARM REST, Rear Door	14.686
8	TRIM ASS'Y, Rear Seat Back	15.000
9	COVER, Shelf Trim	15.024
10	TRIM ASS'Y, Rear Seat Cushion	15.035
11	CARPET, Rear	15.306
12	TRIM PAD ASS'Y, Rear Door	14.760
13	TRIM, Center Pillar	14.730
14	ARM REST, Front Door	14.686
15	TRIM PAD ASS'Y, Front Door	14.685
16	TRIM ASS'Y, Front Seat Back & Back of Back	14.800
17	TRIM ASS'Y, Front Seat Cushion	14.880
18	TRIM ASS'Y, Rear Quarter	15.100



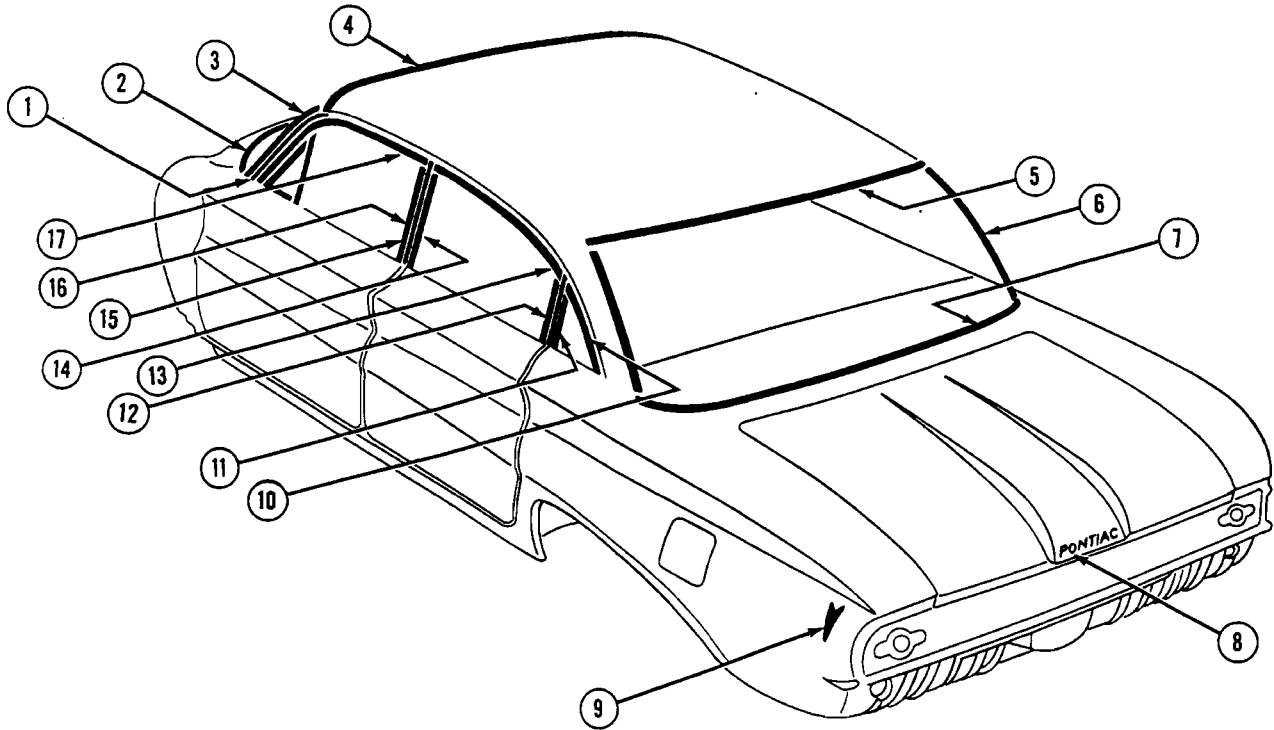
1961 INTERIOR TRIM (2339)

KEY	PART NAME	GROUP NO.
1	CARPET, Front	15.286
2	TRIM PAD, Cowl	14.630
3	WEATHERCORD ASS'Y, Front Door Opening	14.665
4	CAP, Center Pillar	14.730
5	HEADLINING	14.640
6	WEATHERCORD ASS'Y, Rear Door Opening	14.790
7	ARM REST, Rear Door	14.686
8	TRIM ASS'Y, Rear Seat Back	15.000
9	COVER, Shelf Trim	15.024
10	TRIM ASS'Y, Rear Seat Cushion	15.035
11	CARPET, Rear	15.306
12	TRIM PAD ASS'Y, Rear Door	14.760
13	TRIM, Center Pillar	14.730
14	ARM REST, Front Door	14.686
15	TRIM PAD ASS'Y, Front Door	14.685
16	TRIM ASS'Y, Front Seat Back & Back of Back	14.800
17	TRIM ASS'Y, Front Seat Cushion	14.880
18	TRIM ASS'Y, Rear Quarter-Lower	15.100
19	TRIM ASS'Y, Rear Quarter-Upper	15.100



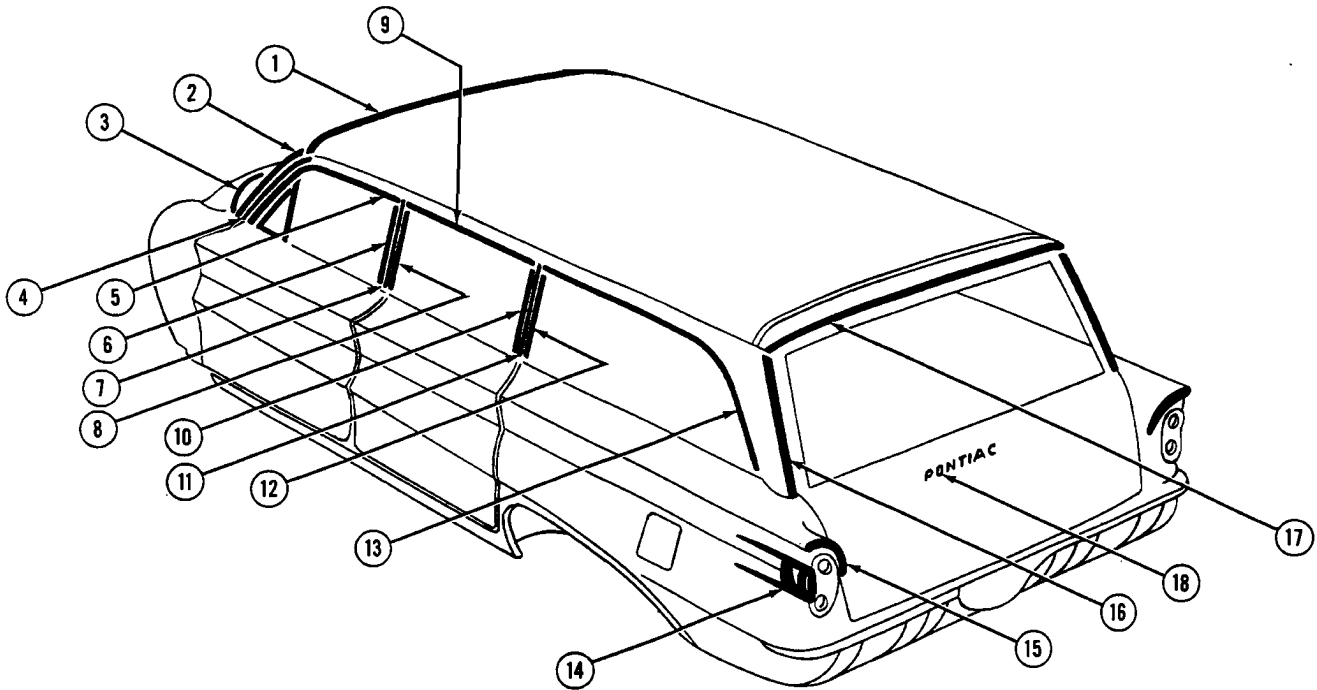
1961 INTERIOR TRIM (2839)

KEY	PART NAME	GROUP NO.
1	CARPET, Front	15.286
2	TRIM PAD, Cowl	14.630
3	WEATHERCORD ASS'Y, Front Door Opening	14.665
4	TRIM PAD ASS'Y, Front Door	14.685
5	CAP, Center Pillar	14.730
6	HEADLINING	14.640
7	WEATHERCORD ASS'Y, Rear Door Opening	14.790
8	TRIM ASS'Y, Rear Seat Back	15.000
9	COVER, Shelf Trim	15.024
10	TRIM ASS'Y, Rear Seat Cushion	15.035
11	ARM REST, Rear Door	14.686
12	CARPET, Rear	15.306
13	TRIM PAD ASS'Y, Rear Door	14.760
14	MOULDING, Rear Door Trim Pad	14.764
15	TRIM, Center Pillar	14.730
16	ARM REST, Front Door	14.686
17	MOULDING, Front Door Trim Pad	14.691
18	TRIM ASS'Y, Front Seat Back & Back of Back	14.800
19	TRIM ASS'Y, Front Seat Cushion	14.880
20	PANEL, Front Seat Back—Outer Side—Chrome	11.358
21	PANEL, Front Seat—Side—Chrome	11.362
22	TRIM ASS'Y, Rear Quarter-Lower	15.100
23	TRIM ASS'Y, Rear Quarter-Upper	15.100



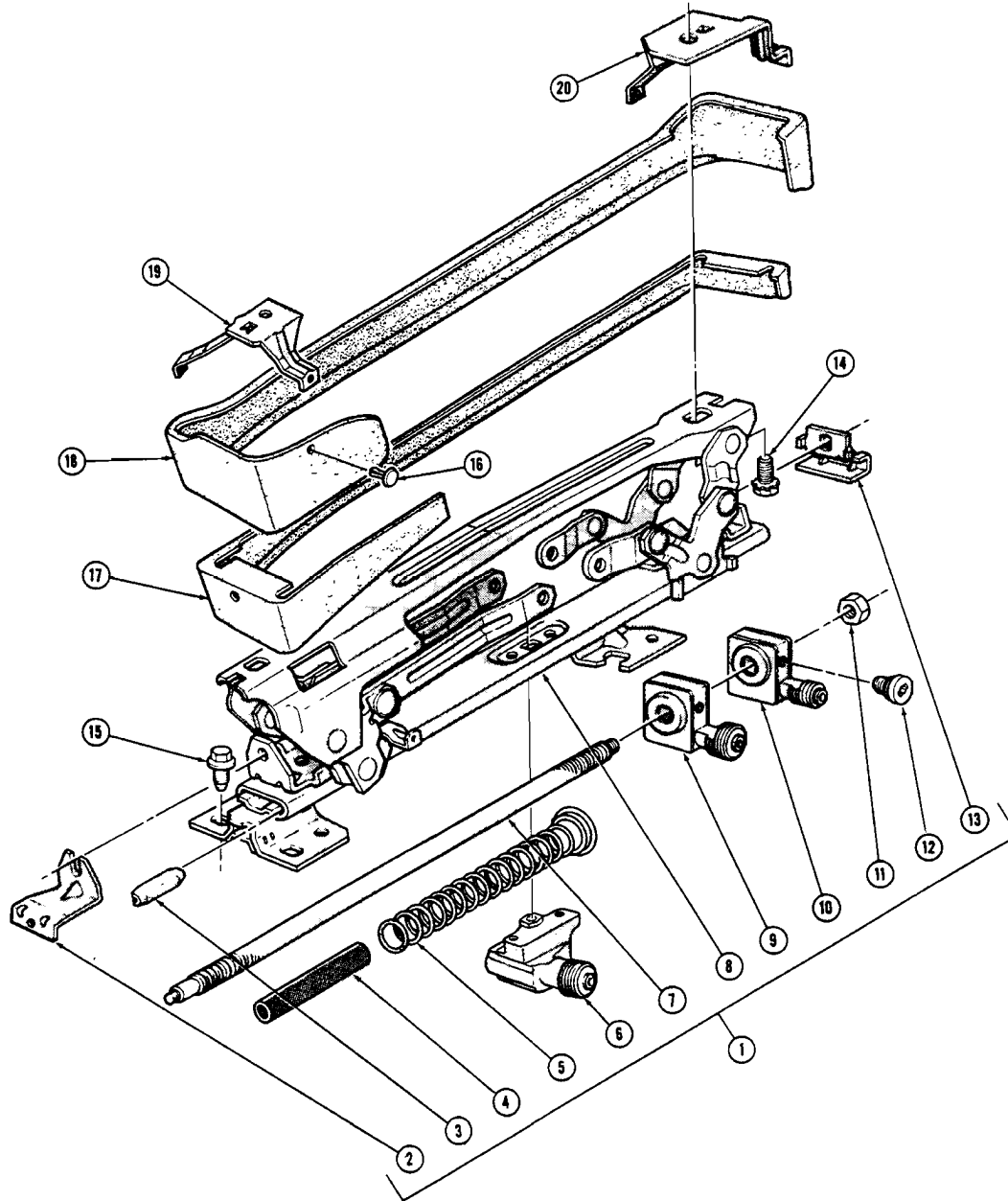
1961 EXTERIOR MOLDINGS (2119)

KEY	PART NAME	GROUP NO.
1	- MOLDING, Windshield Pillar Drip	12.075
2	- MOLDING, Windshield Lower Reveal	10.093
3	- MOLDING, Windshield Side Reveal	10.093
4	- MOLDING, Windshield Upper Reveal	10.093
5	- MOLDING, Rear Window Upper Reveal	11.208
6	- MOLDING, Rear Window Side Reveal	11.208
7	- MOLDING, Rear Window Lower Reveal	11.208
8	- NAME PLATE, Rear Compartment Lid Outer Panel	12.182
9	- EMBLEM, Rear Fender Crest	12.116
10	- MOLDING, Rear Quarter Window Upper Reveal	11.031
11	- MOLDING, Rear Quarter Window Front Reveal	11.031
12	- MOLDING, Rear Door Window Frame Rear Vertical Scalp	10.772
13	- MOLDING, Rear Door Window Frame Upper Scalp	10.772
14	- MOLDING, Rear Door Window Frame Front Vertical Scalp	10.772
15	- MOLDING, Center Pillar Vertical Scalp	12.113
16	- MOLDING, Front Door Window Frame Vertical Scalp	10.707
17	- MOLDING, Front Door Window Frame Upper Scalp	10.707



1961 EXTERIOR MOLDINGS (2135)

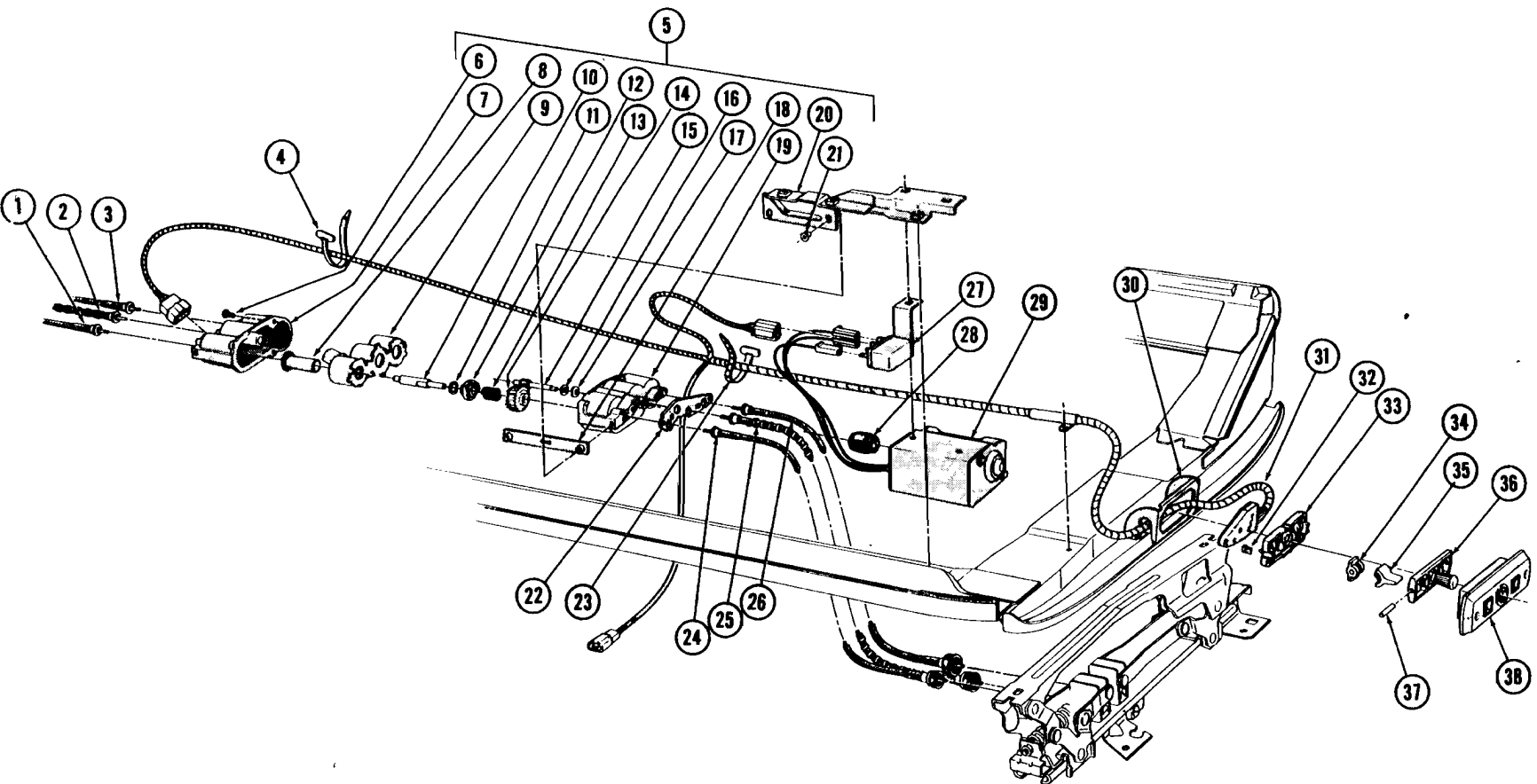
KEY	PART NAME	GROUP NO.
1	- MOLDING, Windshield Upper	10.093
2	- MOLDING, Windshield Side	10.093
3	- MOLDING, Windshield Lower	10.093
4	- MOLDING, Windshield Pillar Drip	12.075
5	- MOLDING, Front Door Window Frame Upper Scalp	10.707
6	- MOLDING, Front Door Window Frame Vertical Scalp	10.707
7	- MOLDING, Center Pillar Vertical Scalp	12.113
8	- MOLDING, Rear Door Window Frame Front Vertical Scalp	10.772
9	- MOLDING, Rear Door Window Frame Upper Scalp	10.772
10	- MOLDING, Rear Door Window Frame Rear Vertical Scalp	10.772
11	- MOLDING, Rear Body Lock Pillar Scalp	11.031
12	- MOLDING, Rear Quarter Window Front Reveal	11.031
13	- MOLDING, Rear Quarter Window Upper Reveal	11.031
14	- ORNAMENT, Rear Fender	12.116
15	- MOLDING, Rear of Rear Fender	12.116
16	- MOLDING, Back Body Opening Side Upper Pinchweld Finishing	12.180
17	- MOLDING, Back Door Outer Panel Pinchweld Finishing	12.180
18	- NAME PLATE, Back Door Outer Panel	12.182



1961-62 TILT TYPE SEAT ADJUSTER

KEY	PART NAME	GROUP No.
1	ADJUSTER ASS'Y, Front Seat	11.561
2	SUPPORT, Cover—Front	11.573
3	SHOE, Lower Channel	11.561
4	SILENCER, Counterbalance Spring	11.561
5	SPRING, Counterbalance	11.561
6	ACTUATOR, Horizontal	11.556
7	JACKSCREW, Vertical	11.561
8	ADJUSTER, Front Seat (Less Jackscrew and Gearnut)	11.561
9	GEARNUT, Front—Vertical	11.561
10	GEARNUT, Rear—Vertical	11.561

KEY	PART NAME	GROUP No.
11	NUT, Attaching	N.S.
12	SCREW, Gearnut	11.561
13	SUPPORT, Cover—Rear	11.573
14	BOLT, Seat Adjuster (To Seat Bottom Frame)	11.561
15	BOLT, Seat Adjuster (To Floor Pan)	11.561
16	FASTENER, Track Cover	11.573
17	COVER, Track Lower	11.573
18	COVER, Track Upper	11.573
19	SUPPORT, Track Upper Cover—Front	11.573
20	SUPPORT, Track Upper Cover—Rear	11.573

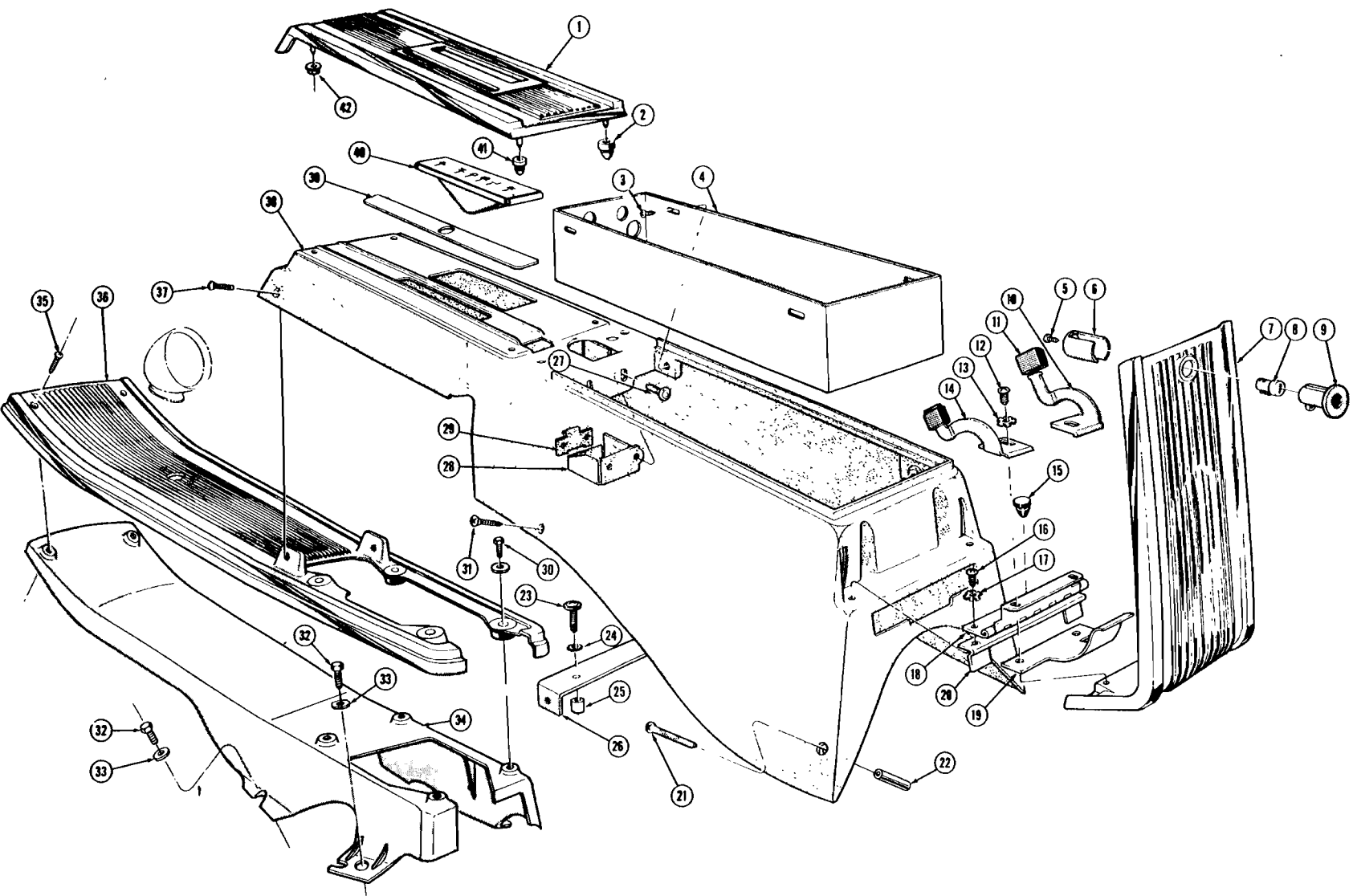


1961-62 TILT TYPE SEAT ADJUSTER TRANSMISSION AND PARTS

© 1961 PONTIAC MOTOR DIVISION, GENERAL MOTORS CORPORATION

1961-62 TILT TYPE SEAT ADJUSTER TRANSMISSION AND PARTS

KEY	PART NAME	GROUP No.	KEY	PART NAME	GROUP No.
1	CABLE, Trans. to Adjuster—Front Vertical—Right.....	11.561	20	SUPPORT, Motor.....	11.556
2	CABLE, Trans. to Adjuster—Horizontal—Right.....	11.561	21	WASHER, Trans. Support.....	11.556
3	CABLE, Trans. to Adjuster—Rear Vertical—Right.....	11.561	22	PLATE, Cable Attaching.....	11.561
4	STRAP, Wire Harness—Trans. to Cable.....	13.090	23	STRAP, Wire Harness—Trans. to Cable.....	13.090
5	TRANSMISSION, Front Seat Adjuster.....	11.556	24	CABLE, Trans. to Adjuster—Front Vertical—Left.....	11.561
6	SCREW, Trans. Housing.....	N.S.	25	CABLE, Trans. to Adjuster—Horizontal—Left.....	11.561
7	HOUSING, Trans.....	N.S.	26	CABLE, Trans. to Adjuster—Rear Vertical—Left.....	11.561
8	PLUNGER, Clutch Shaft.....	11.556	27	RELAY, Seat Adjuster Motor.....	13.095
9	SOLENOID.....	11.558	28	COUPLING, Motor to Trans. Drive.....	11.561
10	SHAFT, Clutch.....	11.556	29	MOTOR, Front Seat Adjuster.....	11.556
11	WASHER, Clutch Shaft.....	11.556	30	SUPPORT, Seat Side Panel Escutcheon and Switch.....	11.558
12	DOG, Clutch Shaft.....	11.556	31	HARNES, Six Way Seat Adjuster.....	13.090
13	SPRING, Clutch Shaft.....	11.556	32	CLIP, Switch Escutcheon.....	11.558
14	GEAR, Front Vertical.....	11.556	33	BASE, Switch.....	11.558
15	GEAR, Trans. Drive.....	11.556	34	BUTTON, Vertical.....	11.558
16	WASHER, Trans. Drive Gear—Thrust.....	11.556	35	CAP, Vertical Button.....	11.558
17	WASHER, Trans. Drive Gear—Curved.....	11.556	36	BAR & HORIZONTAL BUTTON ASSY., Switch Rocker.....	11.558
18	PAD, Trans. Support.....	11.556	37	PIN, Vertical Button.....	11.558
19	HOUSING, Trans.....	N.S.	38	ESCUTCHEON, Seat Side Panel.....	11.558



1962 PONTIAC HYDRA-MATIC CONSOLE PARTS

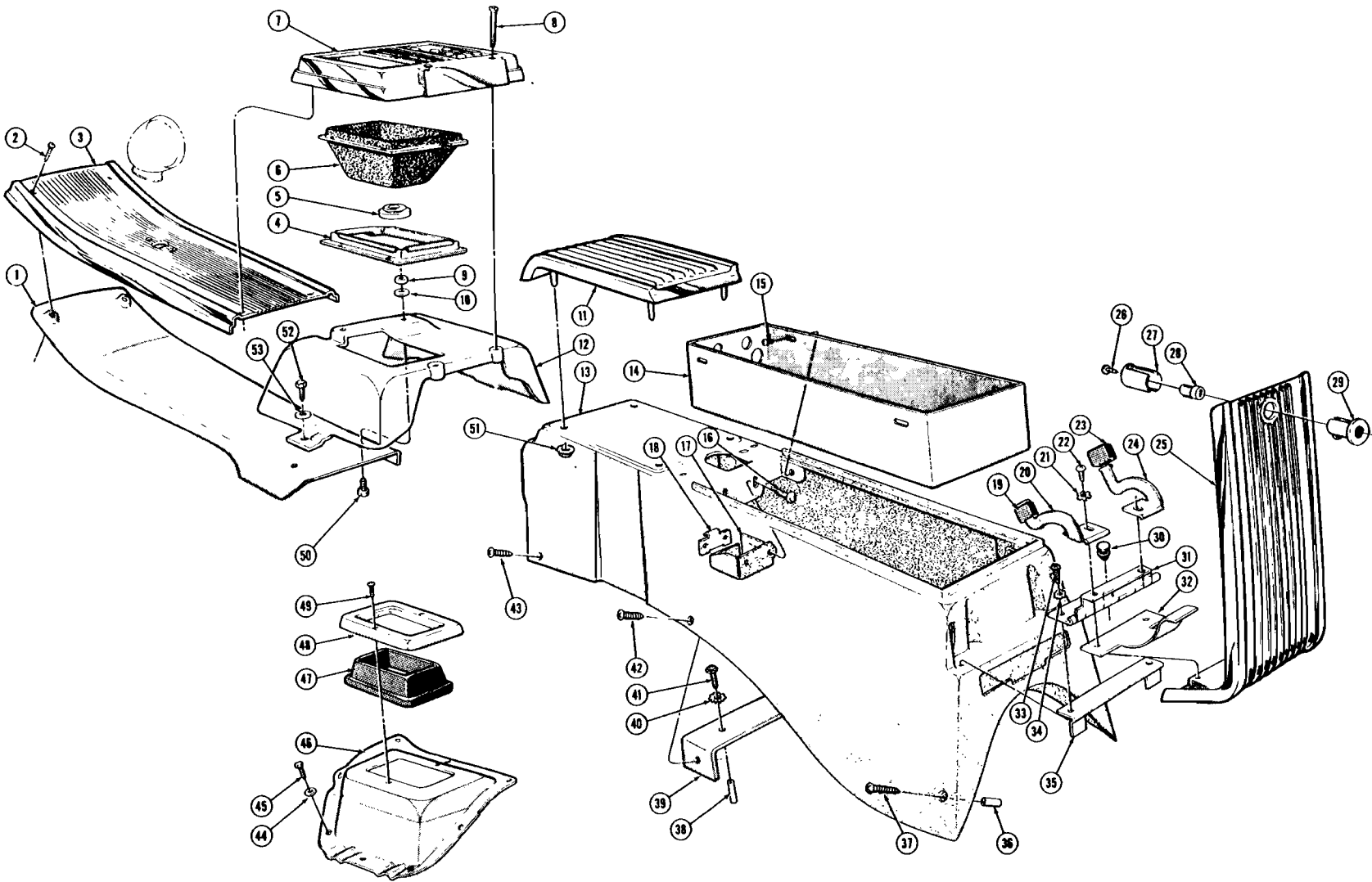
© 1961 PONTIAC MOTOR DIVISION, GENERAL MOTORS CORPORATION

1962 PONTIAC HYDRA-MATIC CONSOLE PARTS

KEY	PART NAME	GROUP NO.
1	- MOLDING, Console—Top	10.240
2	- BUMPER, Console Compt. Box Door	10.263
3	- SCREW, Compt. Box (#10-24 x 1/2")	8.977
4	- BOX, Console Compt.	10.241
5	- SCREW, Compt. Lock Ret.	10.267
6	- RETAINER, Compt. Door Lock	10.267
7	- DOOR, Console Compt.	10.242
8	- CYLINDER, Console Lock	10.266
9	- CASE, Compt. Door Knob	10.266
10	- STOP, Console Compt. Door—R.H.	10.268
11	- BUMPER, Compt. Door Stop	10.268
12	- SCREW, Door Hinge to Lamp Ret.	10.242
13	- LOCKWASHER, Door Hinge (#8 Ext.)	8.932
14	- STOP, Console Compt. Door—L.H.	10.268
15	- BUMPER, Compt. Box Door Hinge	10.263
16	- SCREW, to Hinge (#10-24 x 3/8")	8.977
17	- LOCKWASHER, to Hinge (#10 Ext.)	8.932
18	- SPRING, Compt. Door Release	10.242
19	- HINGE, Console Compt. Door	10.242
20	- RETAINER, Compt. Box Lamp	10.275
21	- SCREW, to Floor (#10-12 x 1 3/4")	N.S.

KEY	PART NAME	GROUP NO.
22	- SPACER, Console to Floor	10.240
23	- SCREW, Reinf. to Floor (#10-12 x 1")	8.977
24	- LOCKWASHER (#10 Ext.)	8.932
25	- SPACER, Reinforcement to Floor	10.240
26	- REINFORCEMENT, Console to Front Floor	10.240
27	- SCREW, Striker Filler (#8-15 x 1/2")	8.977
28	- FILLER, Door Latch Opening	10.242
29	- STRIKER, Compt. Door Lock	10.268
30	- SCREW, to Tunnel Cover (1/4"-20 x 1 1/4")	8.977
31	- SCREW, to Reinf. (#10-12 x 5/8")	8.977
32	- SCREW, to Floor (#10-12 x 3/4")	8.977
33	- WASHER, Tunnel Cover to Floor	10.240
34	- COVER, Console Trans. Tunnel	10.240
35	- SCREW, Mldg. to Console (#10-12 x 1 1/2")	8.977
36	- MOLDING, Console Front Floor	10.240
37	- SCREW, Console Frt.	N.S.
38	- BODY, Trans. Floor Console	10.240
39	- SEAL, Trans. Cont. Shift Lever	4.015
40	- INDICATOR ASS'Y, Trans. Shift	4.038
41	- BUMPER, Console Compt. Box Door	10.263
42	- NUT, Console Mldg.	10.240

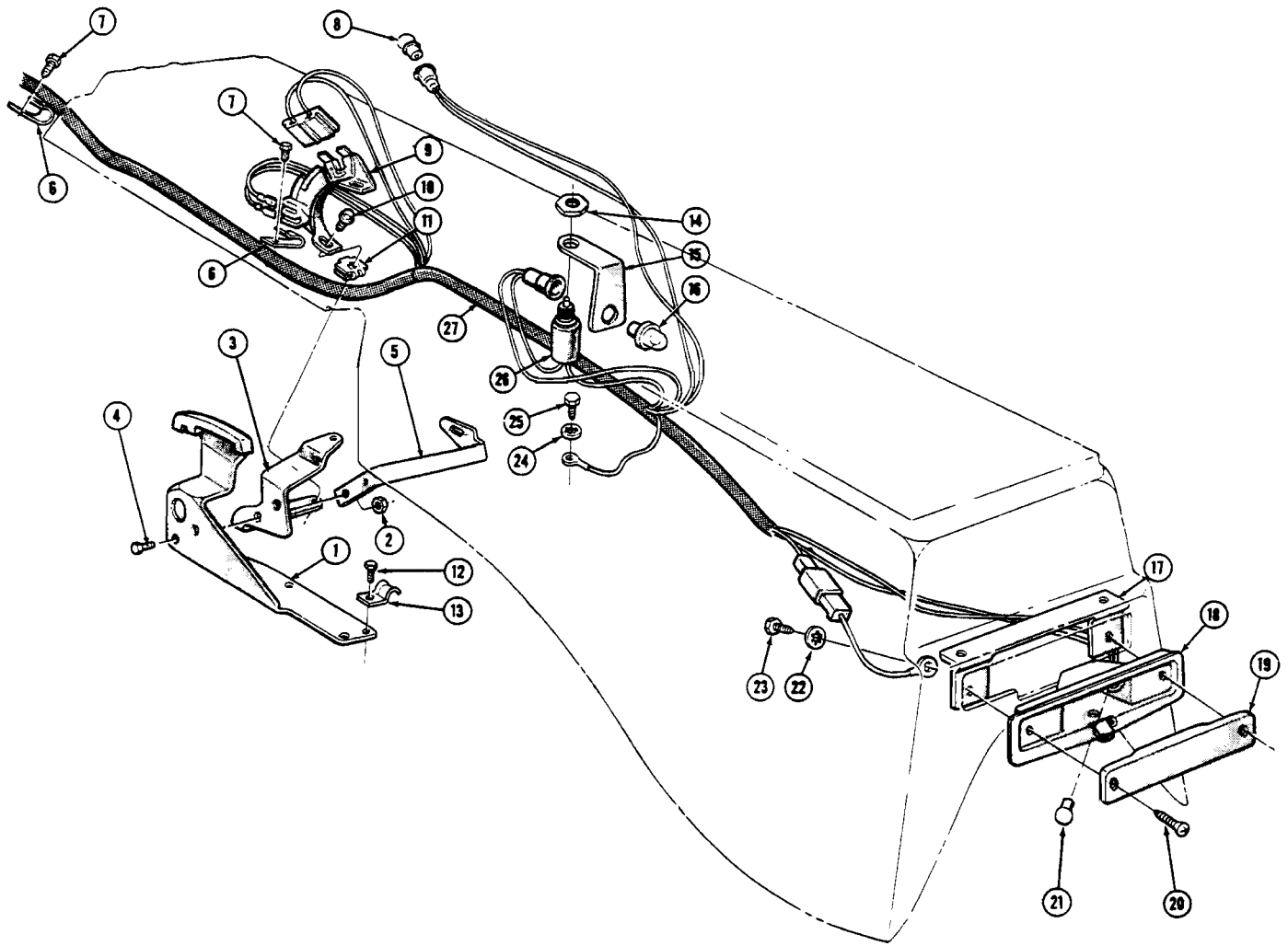
1962 PONTIAC FOUR SPEED S.T. CONSOLE PARTS



1962 PONTIAC FOUR SPEED S.T. CONSOLE PARTS

KEY	PART NAME	GROUP NO.
1	COVER, Trans. Tunnel	10.240
2	SCREW, Mldg. to Body (#10-12 x 1½")	8.977
3	MOLDING, Console—Front	10.240
4	RETAINER, Trans. Gearshift Bellows	4.015
5	GROMMET, Gearshift Bellows	N.S.
6	BELLOWS, Trans. Gearshift Lever (Includes #5)	4.015
7	ESCUTCHEON, Console Adapter	10.240
8	SCREW, Escutcheon Adapter	10.240
9	NUT, to Adapter (#10-32)	8.915
10	WASHER, to Adapter (#10)	8.929
11	MOLDING, Console—Top	10.240
12	ADAPTER, Trans. Floor Console	10.240
13	BODY, Trans. Floor Console	10.240
14	BOX, Console Compt.	10.241
15	SCREW, Compt. Box (#10-24 x ½")	8.977
16	SCREW, Compt. Box to Striker (#8-15 x ½")	8.977
17	FILLER, Compt. Door Latch Opening	10.242
18	STRIKER, Compt. Door Lock	10.268
19	BUMPER, Compt. Door Stop	10.268
20	STOP, Compt. Door—L.H.	10.268
21	WASHER, to Hinge (#10 Ext.)	8.932
22	SCREW, to Hinge (#10-24 x ¾")	N.S.
23	BUMPER, Compt. Door Stop	10.268
24	STOP, Compt. Door—R.H.	10.268
25	DOOR, Trans. Console	10.242
26	SCREW, Door Lock to Lock Retainer	10.267
27	RETAINER, Compt. Door Lock	10.267

KEY	PART NAME	GROUP NO.
28	CYLINDER, Console Lock	10.266
29	CASE, Compt. Door Knob	10.266
30	BUMPER, Compt. Box Door Hinge	10.263
31	HINGE, Console Compt. Door	10.242
32	SPRING, Compt. Door Release	10.242
33	SCREW, Hinge to Retainer (#8-15 x ¾")	10.242
34	WASHER, Hinge to Retainer (#8 Ext.)	8.932
35	RETAINER, Compt. Box Lamp	10.275
36	SPACER, Console to Floor	10.240
37	SCREW, to Floor (#10-12 x 1¾")	N.S.
38	SPACER, Reinforcement to Floor	10.240
39	REINFORCEMENT, Console to Front Floor	10.240
40	WASHER, Reinforcement to Floor (#10 Ext.)	8.932
41	SCREW, Reinforcement to Floor (#10-12 x 1")	8.977
42	SCREW, Console to Reinforcement (#10-12 x 5/8")	8.977
43	SCREW, to Front Floor Mldg.	N.S.
44	WASHER, Console to Adapter	10.240
45	SCREW, Console Tunnel Cover to Floor (#10-12 x ¾")	10.240
46	COVER, Gearshift Control	4.038
47	SEAL, Trans. Control Lever to Floor	4.015
48	PLATE, Control Lever Trim	4.038
49	SCREW, to Cover (#8-15 x 5/8")	10.242
50	SCREW, to Retainer (#8-32 x ¼")	N.S.
51	NUT, Console Mldg.	10.240
52	SCREW, Adapter to Floor (#10-12 x ¾")	8.977
53	WASHER, Adapter to Floor	10.240



1962 CONSOLE ELECTRICAL PARTS

KEY	PART NAME	GROUP NO.	KEY	PART NAME	GROUP NO.
1	- BRACKET ASS'Y, Shift Lever.	4.019	13	- CLIP, Console Wire to Shift Brkt.	2.482
2	- NUT (1/4"-28)	8.916	14	- NUT, Console Compt. Lamp Switch	10.275
3	- BRACKET, Trans. Neutralizer & Back-up Lamp Switch	4.054	15	- RETAINER, Compt. Box Lamp	10.275
4	- BOLT (1/4"-28 x 1/2")	8.900	16	- LENS, Compt. Box Lamp	10.275
5	- LEVER, Switch	4.054	17	- RETAINER, Courtesy Lamp	10.275
6	- CLIP, Console Wire to Floor Pan	2.482	18	- LAMP ASS'Y, Console Courtesy	10.275
7	- SCREW (#10-12 x 1/2")	8.977	19	- LENS, Console Courtesy Lamp	10.275
8	- BULB, Console Indicator (#57)	8.991	20	- SCREW (#8-15 x 5/8")	8.977
9	- SWITCH ASS'Y, Trans. Neutralizer & Back-up Lamp Switch	4.054	21	- BULB, Courtesy Lamp (#89)	8.991
10	- SCREW (#10-16 x 1/2")	8.977	22	- WASHER (#10 Int.)	8.932
11	- NUT, Trans. Neutralizer & Back-up Lamp Switch to Brkt.	4.054	23	- SCREW (#10-12 x 1/2")	8.977
12	- SCREW (#10-12 x 1/2")	8.977	24	- LOCKWASHER (#10 Int.)	8.932
			25	- SCREW (#10-12 x 1/2")	8.977
			26	- SWITCH ASS'Y, Compt. Lamp	10.275
			27	- WIRE ASS'Y, Console	13.090

YEAR	MODEL	PART NAME	PART NO.	PER CAR	PART NO.
------	-------	-----------	----------	---------	----------

10.001 BODY SHELLS AND COMPLETE BODY ASSEMBLIES

NOTE: Body Shells and complete Body Assemblies are available only during current production. For information pertaining to availability and prices, see Special Body Section in back of Dealer Parts Price Schedule (P-4).

10.027 GLASS WINDSHIELD (SAFETY)

NOTE: On the 1962 2117-19-27-35 body styles, a new type windshield Glass installation is being incorporated whereby the Rubber Windshield Glass Channel is not required. This installation is accomplished by means of a special sealing compound along the new design Windshield Garnish, Reveal, and Pillar Finishing Moldings, Clips and Spacers. Also, a new Rear View Mirror Support is required.

The parts listings for the new type installation will be specified as "Less Rubber Channel" and the presently specified parts required for the Rubber Channel will be listed as "With Rubber Channel".

1961-62	All 21			1	4802076
1961-62	All 21	tinted		1	4802077
1961	2311-35-37-39-45-69, 2537-39, 2735			1	4803276
1961	2311-35-37-39-45-69, 2537-39, 2735	tinted		1	4803277
1961	2367, 2867			1	4803661
1961	2367, 2867	tinted		1	4803662
1961	2639-69, 2837-39			1	4802392
1961	2639-69, 2837-39	tinted		1	4802393
1962	2347-67, 2847-67, 2947			1	4803661
1962	2347-67, 2847-67, 2947	tinted		1	4803662
1962	2311-35-39-45-69, 2639-69, 2735, 2839			1	4802392
1962	2311-35-39-45-69, 2639-69, 2735, 2839	tinted		1	4802393

10.051 MOLDING, WINDSHIELD GARNISH

1961-62	21 All exc. 2167	w/rubber channel (▲)	Upper	4857342 RH	4857343 LH
1961	2311-35-37-39-45-69, 2537-39, 2639-69, 2735		Upper	4810098 RH	4810099 LH
1961	2367		Upper	4821740 RH	4821741 LH
1961-62	2837-39		Upper	4808262 RH	4808263 LH
1961-62	2867		Upper	4812763 RH	4812764 LH
1961	21 All		Lower center		1 4824673
1961-62	21 All	w/rubber channel (▲)	Lower side	4824675 RH	4824676 LH
1961-62	All exc. 21		Lower	4823808 RH	4823809 LH
1961	2311-35-45-69, 2669, 2735		Side	4815494 RH	4815495 LH
1961	2337-39, 2537-39, 2639		Side	4815546 RH	4815547 LH
1961	2367		Side	4821096 RH	4821097 LH
1961-62	2837-39		Side	4809770 RH	4809771 LH
1961-62	2867		Side	4810078 RH	4810079 LH
1962	21 All	w/rubber channel (▲)	Lower center		1 4867407
1962	21 All exc. 2167	less rubber channel (▲)	Upper side	4872867 RH	4872868 LH
1962	21 All exc. 2167	less rubber channel (▲)	Lower side	4872863 RH	4872864 LH
1962	21 All exc. 2167	less rubber channel (▲)	Lower center		1 4872862
1962	21 All exc. 2167	less rubber channel (▲)	Upper center	4872865 RH	4872866 LH
1962	21 All exc. 2167	less rubber channel (▲)	Side	4872870 RH	4872871 LH
1962	2311-39-45-69, 2639-69, 2735		Upper	4855254 RH	4855255 LH
1962	2339, 2639		Upper	4855400 RH	4855401 LH
1962	2347, 2947		Upper	4855466 RH	4855466 LH
1962	2367		Upper	4855277 RH	4855278 LH
1962	2847, 2947		Upper	4839482 RH	4839483 LH
1962	2311-35-45-69, 2639-69, 2735		Side	4855480 RH	4855481 LH
1962	2347, 2947		Side	4856274 RH	4856275 LH
1962	2367		Side	4856302 RH	4856303 LH
1962	2847, 2947		Side	4838528 RH	4838529 LH
1961-62	All exc. 21	SUPPORT, windshield garnish mldg.	Lower		3 4838511

▲NOTE: See note Group 10.027.

10.056 SCREW, WINDSHIELD GARNISH MOLDING

1961-62	21 All (8,977)	w/shield upper garnish mldg. w/rubber channel (▲) (#8-15 x 3/4")	6	9414754
1961-62	All exc. 21 (8,977)	w/shield garnish mldg. (#8-18 x 1-1/4")	AR	9414757
1961-62	All exc. 21, 2367, 2867	w/shield upper garnish mldg.	2	9414768
1961	2311-35-45-69, 2669, 2735	w/shield garnish side mldg. Lower rear (#8-18x3/8")	2	4801263
1961-62	2367, 2867	w/shield upper garnish mldg.	2	9414767
1961-62	21 All	w/shield side garnish mldg. Lower	AR	9414753
1961	All exc. 21 (8,977)	w/shield lower garnish mldg. (#8-18 x 1")	3	9414756
1962	21 All exc. 2167 (8,977)	w/shield side and upper center garnish mldg.- less rubber channel (#8-15 x 1")	AR	9414756
1962	All exc. 21	w/shield upper garnish mldg.	2	4846616
1962	2311-35-39-45-67-69	w/shield side garnish mldg.	2	4846616
1962	2311-35-45-69, 2669	w/shield side garnish mldg.	2	4801263
1962	2339-47, 2639, 2947	w/shield side garnish mldg. Upper front and rear	2	4846616
1962	2347	w/shield side garnish mldg. Lower	2	4846616

▲NOTE: See note Group 10.027.

10.092 CHANNEL, WINDSHIELD GLASS

1961-62	21 All exc. 2117-67	exc. decor mldg.-rubber (▲)	1	4814949
1961	21 All	w/decor mldg.-rubber (▲)	1	4804559
1961	All exc. 2119-27-35, 2367, 2867	1	4813438
1961-62	2367, 2867	1	4813670
1962	21 All exc. 2167	rubber (▲)	1	4869381
1962	2311-35-39-45-69, 2639-69, 2735, 2839	1	4813438
1962	2347, 2847, 2947	1	4843809

10.093 MOLDING, WINDSHIELD REVEAL

1961	All exc. 2119-27-35, 2367, 2867 Upper	1	4807561
1961-62	2367, 2867 Upper	1	4811849
1961-62	21 All	w/rubber channel (▲) Upper	1	4803715
1961-62	2311-35-37-45-69, 2537, 2669, 2735, 2837 Side 4807900 RH		4807901 LH
1961-62	2339, 2539, 2639, 2839 Side 4809690 RH		4809691 LH
1961-62	2367, 2867 Side 4810052 RH		4810053 LH
1961-62	21 All	w/rubber channel (▲) Side 4803757 RH		4803758 LH
1961-62	All exc. 21 Lower 4807938 RH		4807939 LH
1961-62	21 All	w/rubber channel (▲) Lower	1	4803716
1962	21 All exc. 2167	less rubber channel (▲) Upper 4846098 RH		4846099 LH
1962	21 All exc. 2167	less rubber channel (▲) Side 4846102 RH		4846103 LH
1962	21 All exc. 2167	less rubber channel (▲) Lower	1	4846100
1962	2167	w/rubber channel (▲) Header 4844172 RH		4844173 LH
1962	2167	w/rubber channel (▲) Header center	1	4843843
1962	2167	w/shield pillar finishing 4856764 RH		4856765 LH
1962	2311-35-39-45-69, 2639-69, 2735, 2839 Upper	1	4807561
1962	2347, 2847, 2947 Upper	1	4838489
1962	2347, 2847, 2947 Side 4838506 RH		4838507 LH

▲NOTE: See note Group 10.027.

10.096 CLIP-ESCUTCHEON, WINDSHIELD REVEAL MOLDING

1961	All exc. 2119-35, 2367, 2867	CLIP, windshield upper reveal mldg. Upper center	AR	4808004
1961-62	All exc. 21, 2367, 2867	windshield upper reveal mldg.	AR	4846023
1961-62	2367, 2867	windshield upper reveal mldg.	4	4759766
1961	2311-35-37-45-69, 2537, 2669, 2735, 2837	w/windshield side reveal mldg. Center	AR	4808004
1961-62	2311-35-37-45-69, 2537, 2669, 2735, 2837	windshield side reveal mldg.	AR	4846023
1961	2311-35-37-45-69, 2537, 2669, 2735, 2837	windshield side upper & lower reveal mldg. Outer	AR	4846023

1961-62	All exc. 21	w/shield lower reveal mldg.	Center	AR	4818437
1961-62	All exc. 21	w/shield lower reveal mldg.	Side	2	4818438
1962	21 All exc. 2167	w/shield upper, lower & side reveal mldg.- less rubber channel (▲)		8	4871329
1961-62	2311-35-37-45-69	ESCUTCHEON, windshield pillar & roof drip mldg.		AR	4818632
1961-62	2367, 2867	NUT, w/shield upper reveal mldg. clip		4	4807613
1962	2167	SCREW, w/shield header center & side mldg.		AR	4834038
1962	21 All exc. 2167	SPACER, w/shield glass-less rubber channel (▲)	Upper	3	4848472
1962	21 All exc. 2167	w/shield glass-less rubber channel (▲)	Side and lower	AR	4848473

▲NOTE: See note Group 10.027.

10.146 BLADE, WINDSHIELD WIPER

1961-62	21 All Trico	non overlap	(14-7/8" long)	2	3764904
1961-62	21 All Anco	non overlap	(15" long)	2	3779741
1961-62	23-25 All Anco	non overlap single speed	(15" long)	2	3779741
1961-62	23-25 All Trico	non overlap-single speed	(14-7/8" long)	2	3764904
1961-62	All Trico exc. 21	overlap-two speed	(17-7/8" long)	2	540209
1961-62	All Anco exc. 21	overlap	(18" long)	2	541699

10.147 ARM, WINDSHIELD WIPER

1961-62	21 All	w/1 rivet	579888 RH	579889 LH
1961-62	21 All	w/2 rivets	581458 RH	581459 LH
1961-62	All Trico exc. 21	two speed-overlap.	537826 RH	537827 LH
1961-62	All Anco exc. 21	2 speed overlap	537359 RH	537360 LH
1961-62	23-25 All	single speed	537824 RH	537825 LH

10.150 MOTOR AND DRIVE ASSEMBLY, WINDSHIELD WIPER

1961	All	single speed exc. w/s washer	1	4907734
1961	21 All	two speed	1	4909108
1961-62	All exc. 21	two speed	1	5044453
1962	21 All	single speed-less pump and crankarm	1	4910372
1962	21 All	two speed-less pump and crankarm	1	4910287
1961	All	ARMATURE ASSY., w/s wiper motor-single speed	1	4908915
1961-62	All exc. 21	w/s wiper-two speed	1	4907924
1961	21 All	w/s wiper-two speed	1	4908459
1962	21	w/s wiper-two speed	1	4910164
1961	All	BRACKET, W/S wiper motor brush plate mounting- single speed	2	4904212
1961	All	BRUSH, W/S wiper motor-single speed	2	4905189
1961	21 All	two speed	2	4908708
1961-62	All exc. 21	two speed	2	4904640
1962	All	BRUSH PACKAGE, w/s wiper motor	1	4910516
1961	All	BRUSH PLATE & CIRCUIT BREAKER ASSY. w/s wiper motor-single speed	1	4907735
1962	All exc. 21	CABLE ASSY., w/s wiper motor ground	1	543003
1962	All	CASE, w/s wiper motor-exc. w/s washer	1	4910153
1961	21 All	CASE & BRUSH ASSY., w/s wiper motor- two speed	1	4909112
1961-62	All exc. 21	W/S wiper motor-two speed overlap	1	4905066
1961	All	CAP ASSY., windshield wiper motor end-one speed	1	4905192
1962	All	w/s wiper motor end-one speed	1	4910424
1961	All	DISC, w/s wiper motor armature thrust-steel	1	5092145
1961	All	rubber	1	4903696
1962	All exc. 21	two speed-steel	1	5092145
1962	All exc. 21	two speed-rubber	1	4903696
1961	21 All	FIELD ASSY., W/S wiper motor-two speed	1	4908447
1961-62	All exc. 21	two speed overlap	1	4904636
1961	All	FRAME & FIELD ASSY., W/S wiper motor-single speed	1	4906700
1962	21 All	w/s wiper motor-two speed	1	4910169
1962	All	HOLDER, brush	1	4909925
1962	21 All	STRAP, w/s wiper motor ground	1	4910255
1961-62	All	SCREW, w/s wiper motor end play adj.-two speed	1	4906744

10.150-10.153

1961	All	SPRING, w/s wiper motor brush-single speed	2	4908709
1961-62	All exc. 21	two speed	2	5023552
1961	21 All	two speed	2	4908642
1961-62	All (8.899)	BALL, w/s wiper motor thrust (3/16")	1	145637
1961-62	All (8.965)	FUSE, w/elec. w/s wiper-25 amp.	1	455844
1961-62	All	BOLT, w/s wiper motor frame & field assy. tie-single speed	2	4907157
1961-62	All	w/s wiper motor tie-two speed	2	4904650
1961-62	All	WASHER, W/S wiper motor armature-felt	1	5093788

10.151 NUT, W/S WIPER CONTROL SWITCH

1961-62	All	(1/2"-28x5/8")	1	533012
---------	-----	----------------	---	--------

10.152 GROMMET, WINDSHIELD WIPER

1961-62	21 All	SPACER & GROMMET ASSY., w/s wiper motor mtg. plate	3	4906211
1961-62	All exc. 21	w/s wiper motor mounting-single speed	3	4905817
1961-62	All exc. 21	w/s wiper motor mounting-two speed	4	4905819
1961-62	All	GASKET, w/s wiper to shroud Upper	1	542675
1961	21 All	PLATE ASSY., w/s wiper motor	1	4907972
1961	All exc. 21	w/s wiper motor-single speed	1	4908097
1961	21 All	SCREW, WASHER & SEALER ASSY., w/s wiper motor to shroud	3	539959
1962	21		3	542674

10.153 WINDSHIELD WASHER UNIT AND PARTS

1961	All	PUMP PKG., w/s washer	1	4909111
1962	All	w/s washer-single speed	1	4910430
1962	All exc. 21	w/s washer-two speed	1	4909111
1961	T/4 4 B.C.	ADAPTER, w/s washer jar bracket	1	535756
1961	T/8 A.C.		1	535756
1962	T/8 A.C.		1	543178
1961	All	BELLOWS PKG., windshield washer pump	1	4906967
1961-62	21 All	BRACKET, w/s washer jar	1	537239
1961-62	All exc. 21	w/s washer container	1	538658
1962	All exc. 21	pump to wiper motor mtg.-single speed	1	4910322
1961-62	All	BUTTON, W/S washer control knob	1	533396
1961-62	All exc. 21	CLIP, w/s washer hose retainer (1/2"x1")	2	535938
1961-62	P/8 exc. A.C. (8.846)	w/s washer hose retainer	2	540270
1961	P/8 2 B.C.-4 B.C., 2335-45, 2735 & H.D.C.	CONNECTOR, w/s washer nozzle hose to discharge hose tee	1	534145
1961-62	All	COVER ASSY., w/s washer	1	534434
1961	All	GASKET, w/s washer pump	1	4909033
1961-62	All (9.775)	GROMMET, w/s washer nozzle (for 3/4" hole)	1	536945
1962	All	GEAR, pump drive-single speed	1	4910888
1961-62	All	HOSE, w/s washer pump to nozzle (36" long)	AR	539827
1961-62	All	w/s washer water-cut to size (7/32" LD.x73" long)	AR	530802
1961-62	21 All	JAR, w/s washer	1	3760336
1961-62	21 All	NOZZLE, w/s washer spray-w/heater 539701 RH		540836 LH
1961-62	21 All	w/s washer spray-less heater 540836 RH		
1961-62	All exc. 21	w/s washer spray 537252 RH		537253 LH
1961	All	VALVE PKG., w/single speed wiper	1	4906230
1961-62	21 All (8.977)	SCREW, w/s washer spray nozzle (#6-20x3/8")	4	451322
1961-62	All exc. 21 (10.307)	w/s washer nozzle to shroud	2	4757659

10.157 WINDSHIELD WIPER MOTOR DRIVE PARTS

1961	21 All	ARM ASSY., w/s wiper motor crank	1	4908905
1961	All exc. 21	w/s wiper motor drive crank-single speed	1	4908994
1961-62	All exc. 21	w/s wiper trans. crank-two speed		4909103 LH
1962	21	w/s wiper motor crank	1	4910012
1961-62	All exc. 21	CAP, w/s wiper motor & drive eccentric shift seal-two speed	1	4909049
1961-62	All exc. 21	w/s wiper motor drive eccentric shaft shield-two speed	1	4908838
1961	All exc. 21	w/s wiper motor crankarm seal-single speed	1	4905259
1962	All	w/s washer drive gear shaft protector (■)	1	4909948
1961	All exc. 21	COVER, w/s wiper motor gear box-exc. w/s washer-single speed	1	4906720
1961	21 All	w/s wiper motor housing-two speed	1	4909019
1961-62	All exc. 21	w/s wiper motor & drive-two speed	1	4904359
1962	21	w/s wiper motor housing	1	4910201
1961	21 All (10.153)	GASKET, w/s wiper motor hsg. cover	1	4909033
1962	21	GEARS & PINION ASSY., w/s motor intermediate-two speed	1	4909941
1962	All	w/s wiper intermediate-one speed	1	4910364
1961	All	GEAR & SHAFT ASSY., w/s wiper motor drive-single speed	1	4906716
1961	21 All	w/s wiper motor-two speed	1	4908424
1962	All	w/s wiper motor	1	4910365
1961-62	All exc. 21	GEAR & TUBE ASSY., w/s motor drive-two speed	1	4908837
1961-62	All exc. 21	LATCH & LINK ASSY., w/s wiper motor-two speed	1	4904333
1961-62	All exc. 21	PAWL ASSY., w/s wiper motor drive-two speed	1	4904819
1961-62	All exc. 21	w/s wiper lock-two speed	1	4904322
1961-62	All exc. 21	PLATE ASSY., w/s wiper L.H. trans. pin-two speed	1	4909102
1961-62	All exc. 21	RING, w/s wiper motor latch & follower ret.-two speed	1	4904768
1961-62	All exc. 21	w/s wiper gear & eccentric shaft shield ret.-two speed	1	4904998
1961-62	21 All	w/s wiper motor spacer washers to shaft	1	4904998
1962	All	w/s wiper motor retaining (gear & shaft)	1	4910142
1961-62	All exc. 21	SHAFT & DRIVE ASSY., w/s wiper motor drive-two speed	1	4909057
1961-62	All exc. 21	SPRING, w/s wiper drive & lock pawl tension-two speed	1	4904325
1961-62	All exc. 21	w/s wiper motor relay latch-two speed	1	4904337
1961-62	All exc. 21	NUT, single speed	1	4904131
1961-62	All	windshield wiper crank arm ret.-two speed	1	4904318
1961	All	WASHER, w/s wiper motor & drive gear & shaft spacer	AR	4903062
1961	All	w/s wiper drive gear & shaft spacer-single speed	AR	4902594
1961	All exc. 21	w/s wiper motor drive gear to eccentric shaft spacer -two speed	AR	4904931
1961	All	w/s wiper motor spacer-single speed	1	4905194
1961-62	All exc. 21	w/s wiper motor crank arm spacer-two speed (1-1/32" I.D.x1-1/2" O.D.)	2	4904307
1961	All exc. 21	two speed	1	4904318
1961-62	All	REPAIR KIT, windshield wiper stop assy.	1	4906602

■NOTE: Used only when washer pump is not used.

10.158 RETAINER, WINDSHIELD WIPER LINK TO MOTOR

1961-62	All	w/s wiper drive link to motor	1	531848
1961-62	All	w/s wiper upper crank arm and pin assy. to link	1	531848
1961-62	21 All	w/s wiper link to trans.	1	531848

10.159 TRANSMISSION ASSY., WINDSHIELD WIPER

1961-62	All exc. 21	two speed	4909098 RH	4909099 LI
1961-62	All exc. 21	w/connecting link-single speed	4909611 RH	

1961-62	All exc. 21	w/drive link	4909612	LH
1961-62	21 All	HOUSING & DRIVE ASSY., w/s wiper trans.	4908952	RH LH
1961-62	21 All	LINK, w/s wiper trans. assy. connecting	1	4909114
1961-62	21 All	LINK ASSY., w/s wiper motor to trans.	1	4908822
1961-62	All exc. 21 (10.157)	NUT, windshield wiper trans. to motor	1	4904318

10.160 ESCUTCHEON, WINDSHIELD WIPER TRANSMISSION

1961-62	23-25 All	single speed	2	537311
1961-62	All exc. 21	two-speed	538866	RH LH
1961-62	23 All	PAD, w/s wiper escutcheon-one speed	2	540797
1961-62	All exc. 21	two speed	2	540798
1961-62	All	RING, WASHER AND SEAL PKG., w/s wiper trans.	AR	4906066
1961-62	All exc. 21	NUT, escutcheon to w/s wiper trans.	2	538874
1961-62	21 All	SCREW, WASHER & SEALER, w/s wiper trans. to body	6	539885
1961-62	21 All	WASHER, w/s wiper trans. to shroud	2	539526
1961-62	All exc. 21	to escutcheon	2	4759142

10.163 SWITCH ASSEMBLY, WINDSHIELD WIPER CONTROL

1961-62	21 All	two speed-exc. w/shield washer	1	1993542
1961-62	21 All	two speed-w/s wiper & washer	1	1993529
1961-62	21-23-25 All	one speed-w/s washer & wiper	1	1998719
1961-62	All exc. 21	two speed-with w/s washer	1	1998718
1961-62	21-23-25 All	one speed-exc. w/shield washer	1	1998703
1961-62	All exc. 21	two speed-w/shield washer	1	1998692
1961	21	BOARD, w/s wiper motor terminal (two speed)	1	4908590
1961	All exc. 21	CABLE ASSY., w/s wiper & washer-single speed	1	2978507
1961-62	All exc. 21	CONTROL ASSY., w/s wiper motor relay-two speed	1	4904339
1961	21 All	SEAL, w/s wiper motor terminal-two speed	1	4909041
1961	All	SHIELD, w/s wiper motor terminal board-single speed	1	4906718
1961	21 All	two speed	1	4908477
1961	All	TERMINAL BOARD ASSY., w/s wiper motor-single speed	1	4906709
1961	All exc. 21	two speed overlap	1	4904355
1962	All	TERMINAL BOARD PACKAGE, w/s wiper motor-single speed	1	4910350
1962	All	two speed	1	4910515
1961	21 All	WIRE HARNESS, w/s wiper motor-single speed-exc. w/s washer-includes conn.	1	2978616
1961	21 All	w/s wiper motor-two speed-exc. w/s washer-includes conn.	1	2978617
1961	21 All	w/s wiper & washer-single speed-includes conn.	1	2978866
1961	21 All	w/s wiper & washer-two speed-includes conn.	1	2978867
1961	23-25 All	w/s wiper motor-single speed-exc. w/s washer, includes conn.	1	2978506
1961	All exc. 21	w/s wiper & washer-two speed-includes conn.	1	2978509
1961	All exc. 21	w/s wiper motor-two speed-exc. w/s washer	1	2978508
1962	21	w/s wiper & washer-single speed	1	2980599
1962	21	w/s wiper motor-single speed-exc. w/s washer-includes conn.	1	2980598
1962	21 All	w/s wiper & washer-two speed-includes conn.	1	2980601
1962	21	w/s wiper-two speed-exc. w/s washer-includes conn.	1	2980600
1962	All exc. 21	w/s wiper & washer-single speed-includes conn.	1	2979968
1962	23 All	w/s wiper motor-single speed-includes conn. exc. w/s washer	1	2979967
1962	All exc. 21	w/s washer-single speed-includes conn.-field installed	1	2979976
1962	All exc. 21	w/s wiper & washer-two speed-includes conn.	1	2979970
1962	All exc. 21	w/s wiper motor-two speed-exc. w/s washer	1	2979969
1961	All exc. 21	WIRE ASSY., w/s wiper switch to motor-w/connector & w/s washer-field installed	1	2971873

10.164 KNOB, WINDSHIELD WIPER MOTOR

1961-62	All	less w/s washer	1	538712
1961-62	All	with w/s washer	1	538719
1961-62	All	(10.153) BUTTON, w/s washer control knob	1	533396
1961-62	All	(8.975) SCREW, w/s wiper control knob (8-32x3/16")	1	454649

10.166 BEZEL, WINDSHIELD WIPER CONTROL

1961-62	21 All		1	539740
1961-62	All exc. 21	w/s wiper switch	1	538612

10.185 MIRROR ASSEMBLY, REAR VIEW

1961	21 All		Outside	1	575319	LH
1961-62	21 All		Inside	1	3770183	
1961-62	23 All	painted	Inside	1	538865	
1961-62	All exc. 21, 23	chrome	Inside	1	535553	

10.186 MIRROR PARTS, REAR VIEW

1961-62	21 All	BRACKET, outside rear view mirror	1	535875	
1961	All	BUSHING, inside rear view mirror stud	1	565801	
1961-62	All exc. 21	PAD, outside rear view mirror mtg. 535941 RH		535942	LH
1961-62	21 All	outside rear view mirror mtg.	1	535902	
1961-62	21 All	(8.975) SCREW, outside R/V mirror	1	9417491	
1961-62	All	inside R/V mirror to bracket	1	565842	
1961-62	All exc. 21	(8.977) mirror to fender or door	2	162906	
1961-62	All exc. 21	(8.909) outside mirror to bracket	1	145425	
1961-62	All exc. 21, 2367, 2867	(8.977) rear view mirror support (10-16x5/8")	1	9414763	

10.186 MIRROR PARTS, REAR VIEW MIRROR (REMOTE CONTROLLED)

1961-62	All	MIRROR & CABLE ASSY., cable controlled outside rear view mirror	1	540106
1961-62	All	BEZEL, remote controlled mirror	1	535325
1961-62	All exc. 21	BRACE, cable controlled mirror to fender	1	537558
1961-62	All	BRACKET, remote controlled mirror to fender	1	541134
1961-62	All exc. 21	outside rear view mirror	1	537146
1962	All	BUSHING, rear view mirror stud to brkt.	1	542250
1961-62	All	CONTROL ASSY., remote controlled mirror cable	1	535326
1961-62	All exc. 21	GASKET, remote controlled mirror controls to inst. panel	1	535324
1961	21 All	(9.775) GROMMET, outside rear view mirror cont. cable to dash	1	3711345
1961	All	HOUSING, cable-w/factory installed mirror	1	535323
1961-62	All	cable controlled outside rear view mirror cable	1	535999
1961	All exc. 21	(8.921) NUT, remote controlled mirror to fender (1/4"-20)	2	446026
1961-62	All	PAD, outside cable controlled rear view mirror mtg.	1	540175
1961	All	SCREW, remote controlled mirror to bracket (No. 10-32x5/8")	1	431487

10.187 SUPPORT, REAR VIEW MIRROR

1961-62	2117	w/rubber windshield channel (▲)	1	4821773
1961-62	2119-27-35	w/rubber windshield channel (▲)	1	4804890
1961-62	2311-35-45-69		1	4810430
1961-62	2367, 2867		1	4810836
1961-62	2337-39, 2537-39, 2639-69, 2735, 2837-39		1	4830092
1962	2117-19-27-35	less rubber windshield channel (▲)	1	4848900
1962	2167		1	4844559
1962	2347, 2847, 2947		1	4830361
1961	21 All	(8.977) SCREW, rear view mirror support (10-16x3/8")	3	9414764
1961-62	2367, 2867	(10.056)	1	9414768
1962	2117-19-27-35	w/rubber windshield channel (▲)	3	9414764
1962	2117-19-27-35	less rubber windshield channel (▲)	1	9414764
1962	2117-19-27-35	less rubber windshield channel (▲)	2	9414766
1962	2167	(10.056)	3	9414767

▲NOTE: See note Group 10.027.

10.203 SUNSHADE ASSEMBLY

1961	2117-19-35	trim 271-275-276-280	AR	4344035
1961	2117-19-35	trim 272-277	AR	4344036
1961	2117-19-35	trim 273-278	AR	4344037
1961	2117-19-35	trim 274-279	AR	4344038
1961	2119-27	trim 262 (▲)	AR	4328046
1961	2119	trim 263-w/cloth headlining	AR	4328045
1961	2119-27	trim 263-w/cloth headlining for 2119 w/darker shade of light green (▲)	AR	4349439
1961	2119-27	trim 264 (▲)	AR	4344031
1961	2119-27	trim 265 (▲)	AR	4344032
1961	2119-27	trim 262 (▲▲)	AR	4354667
1961	2119-27	trim 263 (▲▲)	AR	4354668
1961	2119-27	trim 264 (▲▲)	AR	4354669
1961	2119-27	trim 265 (▲▲)	AR	4354670
1961	2119-35	trim 298	AR	4328044
1961	2119-35	trim 298 (▲▲)	AR	4354671
1961	2311-69	trim 201	2	4330904
1961	2311-69	trim 202	2	4330905
1961	2311-69	trim 203-w/cloth headlining (light green)	2	4330906
1961	2311-69	trim 203-w/imitation leather headlining	2	4330916
1961	2311-69	trim 203-w/cloth headlining-darker shade of light green	2	4349437
1961	2311-69	trim 204	2	4330907
1961	2335-45	trim 218-222	2	4330914
1961	2335-45	trim 219	2	4330915
1961	2335-45	trim 220	2	4330916
1961	2335-45	trim 221	2	4330917
1961	2337-39, 2537-39	trim 206-210, 224-228	2	4345785
1961	2337-39, 2537-39	trim 207-225	2	4345786
1961	2337-39, 2537-39	trim 208-226	2	4345787
1961	2337-39, 2537-39	trim 209-227	2	4345788
1961	2367	trim 212	4330930 RH	4330931 LH
1961	2367	trim 213	4330932 RH	4330933 LH
1961	2367, 2867	trim 214-254-284	4330934 RH	4330935 LH
1961	2367, 2867	trim 215-255-285	4330936 RH	4330937 LH
1961	2367, 2867	trim 216-256-286	4330938 RH	4330939 LH
1961	2639-69	trim 229-242	2	4345789
1961	2639-69, 2837-39	trim 230-239-244-249	2	4345790
1961	2639-69, 2735, 2837-39	trim 231-240-245-250-291	2	4345791
1961	2639-69, 2837-39	trim 241-246-251	2	4345792
1961	2735	trim 292	2	4345793
1961	2735, 2837-39	trim 247-252-293	2	4345794
1961	2837-39	trim 243	2	4345795
1961	2867	trim 253-283	4330940 RH	4330941 LH
1962	2117	trim 211-213	2	4361534
1962	2117	trim 214-216	2	4361537
1962	2117	trim 215	2	4361538
1962	2117-19-35	trim 206	AR	4361336
1962	2117-19-35	trim 207	AR	4361539
1962	2117-19-35	trim 208	AR	4361335
1962	2117-19-35	trim 209	AR	4361337
1962	2117-19-35	trim 210-217	AR	4361540
1962	2119-27	trim 201	AR	4359567
1962	2119-27	trim 204	AR	4359568
1962	2119-27-35	trim 205-218	AR	4358450
1962	2135	trim 217	AR	4358451
1962	2167	trim 206	4361558 RH	4361559 LH
1962	2167	trim 209	4361560 RH	4361561 LH
1962	2167	trim 210	4361554 RH	4361555 LH
1962	2167	trim 211	4369578 RH	4369579 LH
1962	2167	trim 213	4361562 RH	4361563 LH
1962	2167	trim 214	4361564 RH	4361565 LH
1962	2167	trim 215	4361566 RH	4361567 LH

1962	2167	trim 216	4358466 RH	4358467 LF
1962	2311-69	trim 221	2	4353546
1962	2311-69	trim 222	2	4353547
1962	2311-69	trim 223	2	4353548
1962	2311-69	trim 224	2	4353549
1962	2335-45	trim 231	2	4353550
1962	2335-45	trim 232	2	4353551
1962	2335-45	trim 233	2	4353552
1962	2335-45	trim 234	2	4353553
1962	2335-45	trim 235	2	4351771
1962	2339-47	trim 226	2	4353554
1962	2339-47	trim 227	2	4353555
1962	2339-47	trim 228	2	4353556
1962	2339-47	trim 229	2	4353557
1962	2339-47	trim 230	2	4353558
1962	2339-47, 2639-69, 2735, 2839-47, 2947	trim 241-246-251-261-280-298	2	4353564
1962	2339-47, 2639-69, 2839-47 . .	trim 242-247-252-257-262	2	4353565
1962	2339-47, 2639-69, 2839-47	trim 243-258-263	2	4353566
1962	2339-47, 2639-69, 2839-47, 2947	trim 244-249-254-259-264-281-284-285-297	2	4353567
1962	2339-47, 2947	trim 245-289-296	2	4364030
1962	2367	trim 236	4353570 RH	4353571 LI
1962	2367, 2867	trim 237-267-277	4353572 RH	4353573 LI
1962	2367, 2867	trim 239-268-278	4353576 RH	4353577 LI
1962	2367, 2867	trim 240-269-279	4330938 RH	4330939 LI
1962	2735	trim 282	2	4353569
1962	2639-69, 2735, 2839-47	trim 255-260-265-283	2	4353568
1962	2867	trim 266-276	4330940 RH	4330941 LI
	▲NOTE: 1st type "sliding".			
	▲▲NOTE: 2nd type "non-sliding".			

10.219 SUPPORT, SUNSHADE

1961-62	All exc. 2167, 2367, 2867	4790579 RH	4790580 L
1961-62	2367, 2867	w/striker	4811695 RH	4811696 L
1962	2167	w/striker	4845212 RH	4845213 L
1961-62	2167, 2367, 2867	GROMMET, striker & sunshade.	5711137 RH	5711138 L
1961-62	2167, 2367, 2867	RETAINER, sunshade support grommet spring	5711139 RH	5711140 L

10.224 GROMMET, SUNSHADE ROD

1961	2337-39, 2367, 2537-39, 2639-69, 2735, 2837-39-67	anti-rattle	2	4719518
1962	2339-47-67, 26, 27, 28, 2947 All	2	4719518

10.225 SCREW, SUNSHADE SUPPORT

1961-62	All (8.907)	support rod	2	132042
1961-62	All exc. 2167, 2367, 2867	support to header	AR	4758008
1961-62	2167, 2367, 2867	support to header	6	4632833

10.230 PANEL, INSTRUMENT (L.H.D.)

1961	21 All	1	4830872
1961	All exc. 21	1	4809894
1962	21 All	1	4867488
1962	23, 26, 2947 All	1	4842006
1962	27-28 All	1	4852360
1961-62	21 All exc. 2167	SUPPORT, inst. panel end	2	4830858
1962	2167	4854392 RH	4854393 I

10.240 BODY-MOLDING, TRANS. CONSOLE

1962	23-29 All H.T.	BODY, trans. floor console	1	542701
1962	23-29 All 3 SPD.-S.T.	1	542933
1962	26-27-28 All 4 SPD.-S.T.	1	543139
1962	26-27-28 All exc. 4 SPD.-S.T.	1	542701
1962	23-29 All 4 SPD.-S.T.	1	543140
1962	23-29 All H.T.	COVER, console trans. tunnel	1	542776
1962	26-27-28 All exc. 4 SPD.-S.T.	1	542840
1962	26-27-28 All 4 SPD.-S.T.	1	543128
1962	23-29 All 4 SPD.-S.T.	1	543129
1962	26-27-28 All exc. 4 SPD.-S.T.	MOLDING, console-top	1	542738
1962	26-27-28 All exc. 4 SPD.-S.T.	console-front floor	1	542714
1962	All 4 SPD.-S.T. exc. 21	console-front	1	543114
1962	23-29 All H.T.	console-top	1	542738
1962	23-29 All H.T.	console-front floor	1	542714
1962	23-29 All S.T. (STD.)	console-top	1	542923
1962	All 4 SPD.-S.T. exc. 21	console-top	1	542923
1962	26-27-28 All 4 SPD.-S.T.	ADAPTER, trans. floor console	1	543123
1962	23-29 All 4 SPD.-S.T.	1	543102
1962	All 4 SPD.-S.T. exc. 21	ESCUTCHEON, trans. floor console adapter	1	543138
1962	All exc. 21	REINFORCEMENT, console to front floor	1	542779
1962	All exc. 21	SPACER, console to floor	AR	542792
1962	All exc. 21	console reinforcement to floor	2	542791
1962	All exc. 21 (8.977)	SCREW, top mldg. to console body . . (10-32x1-1/2")	2	162488
1962	All 4 SPD.-S.T.-exc. 21 (8.913)	console tunnel cover to adapter	2	160052
1962	2867, 2947 (8.977)	console tunnel cover to floor (10-12 x 3/4")	4	188754
1962	All 4 SPD.-S.T.-exc. 21 (8.977)	console adapter escutcheon to adapter	2	169061
1962	2867, 2947 (8.977)	console adapter to body	2	188754
1962	All exc. 21 (8.147)	WASHER, console molding to tunnel cover	4	514084
1962	All exc. 21 (8.147)	console tunnel cover to floor	4	514084
1962	All exc. 21 (8.147)	NUT, console mldg.	AR	540001

10.241 BOX, CONSOLE COMPARTMENT

1962	All exc. 21	1	542804
------	-----------------------	-----------	---	--------

10.242 DOOR, TRANS. CONSOLE

1962	All exc. 21	trans. floor console compt.	1	542703
1962	All exc. 21	HINGE, console compt. door	1	542795
1962	All exc. 21	FILLER, console compt. door latch opening	1	543264
1962	All exc. 21	SPRING, console compt. door release	1	543245
1962	All exc. 21 (8.906)	SCREW, console compt. door to hinge . . (10-24x3/8")	2	155104
1962	All exc. 21	console compt. door hinge to lamp ret.	2	4588821
1962	All exc. 21 (10.267)	RETAINER, console compt. door lock	1	4599106

10.256 PLATE, INSTRUMENT PANEL FINISH

1961	All exc. 21	1	538493
1962	23, 26, 2947 All	1	541061
1962	27-28 All	1	542508
1961-62	21 All	PLATE, instrument panel name-Tempest	1	4821704
1961	23 All	instrument panel name-Catalina	1	539895
1961	25 All	instrument panel name-Ventura	1	537279
1961	26 All	instrument panel name-Star Chief	1	539894
1961	27-28 All	instrument panel name-Bonneville	1	538639
1962	23 All	instrument panel name-Catalina	1	541273
1962	26 All	instrument panel name-Star Chief	1	541275
1962	27-28 All	instrument panel name-Bonneville	1	541219
1962	2947	instrument panel name-Grand Prix	1	542968
1961-62	21 All	PLATE, heater control hole-less heater	1	579079
1961-62	21 All	radio opening-less radio	1	578996
1961-62	21 All S.T. 2 B.C.-4 B.C.	choke control opening	1	539823

1961-62	23 All	ash tray opening cover	1	538598
1961-62	All exc. 21	heater control opening cover-less heater	1	538889
1961	All exc. 21	radio opening cover-less radio	1	538840
1961	23 All & H.D.C.	clock opening cover-less clock	1	536993
1961-62	All S.T. exc. 21	gearshift indicator opening cover	1	537156
1962	All exc. 21	radio opening cover-less radio	1	541509
1962	23 All	clock opening cover-less clock	1	541111
1962	2867, 2947 H.T. (10) Custom	gearshift indicator opening cover	1	537156
1962	27-28 All exc. A.C.	APPLIQUE, inst. panel	541637 RH	
1962	27-28 All exc. A.C.	inst. panel-exc. heater		541635 LH
1962	27-28 All exc. A.C.	inst. panel-w/heater		541738 LH
1962	27-28 All Circulaire A.C.	inst. panel.	541848 RH	
1962	27-28 All Circulaire A.C.	inst. panel-exc. heater		541852 LH
1962	27-28 All Circulaire A.C.	inst. panel-w/heater		541779 LH
1962	27-28 All	inst. panel ash tray	2	541602
1962	27-28 All	inst. panel compt. door	1	541636
1961-62	21 All	CLIP, heater control hole cover-less heater	2	3128787
1961	21 All	radio opening cover-less radio	2	578998
1962	21 All (12.182)	inst. panel name plate	AR	4635016
1962	2117-67 (12.118)	inst. panel mldg.	2	4672958
1961	27-28 All	HANDLE, inst. panel assist grip	1	538778
1962	27-28 All	inst. panel assist grip	1	541412
1962	2117-67	MOLDING, inst. panel-"LeMans"	1	4861989
1961	21 All (8.148)	NUT, radio opening cover-less radio (#10-24)	3	446059
1961	All exc. 21 (8.921)	radio opening cover-less radio (1/4" dia. stud)	2	274796
1961-62	All exc. 21 (8.921)	heater control opening cover plate-less heater (#10-24)	2	273292
1961-62	All exc. 21 (8.921)	clock opening cover plate to trim plate (#10-24)	2	273292
1961-62	23 All (2.725)	ash tray opening cover plate-spring type	2	519912
1961	23-25-26 (8.977)	inst. panel name plate to trim plate (10-24x1/2")	2	455380
1961-62	27-28 All (8.921)	assist grip handle to trim plate (1/4"-20)	2	446026
1962	All (8.148)	radio opening cover-less radio (#10-24)	2	446059
1962	All exc. 21 (8.921)	inst. panel name plate (#10-24)	6	441239
1962	All exc. 21	trim plate bezel to trim plate	2	541723
1962	2117-67 (12.262)	inst. panel "Le Mans" mldg.	3	274752
1961-62	All exc. 21	NUT & RETAINER ASSY., inst. panel trim plate to panel	13	540941
1961-62	All exc. 21	RETAINER, heater controls opening cover plate-less heater	1	538876
1961	All exc. 21	SCREW, trim plate bezel to plate (10-24x1/2")	5	538999
1961	All exc. 21	trim plate to inst. panel (10-24x1/2")	13	538999
1961	All exc. 21	trim plate bezel to plate set (10-24x13/16")	4	540536
1961	All exc. 21	trim plate bezel to plate set (10-24x1-3/32")	3	541311
1962	All exc. 21 (8.977)	trim plate bezel to trim plate (#10-12 x 5/8")	6	168590
1962	All exc. 21 (8.977)	trim plate bezel to trim plate (#10-12 x 3/4")	2	161903
1962	2117-67	inst. panel "LeMans" mldg.	1	9414752
1962	All exc. 21	inst. panel trim plate to panel (10-24x7/8")	13	543213

10.260 COMPARTMENT, INSTRUMENT PANEL

1961-62	All exc. 21		1	538994
1961	21 All exc. A.C.		1	580305
1961-62	21 All A.C.		1	541231
1962	21 All exc. A.C.		1	541230
1961-62	21 All A.C. (8.921)	NUT, inst. panel compartment to panel (8-15 spring)	7	445348
1961	All	SCREW, inst. panel compartment box	AR	534533

10.261 DOOR, INSTRUMENT PANEL COMPARTMENT

1961	21 All	painted	1	4824686
1961	23-25-26 All	painted	1	4825469
1961	27-28 All	painted	1	4825480
1962	21 All	painted	1	4858602
1962	23, 26, 29 All	painted	1	4861767
1962	27-28 All	painted	1	4861777

10.262 HINGE, INSTRUMENT PANEL COMPARTMENT DOOR

1961	21 All		1	4824863
1961	All exc. 21		1	4825437
1962	21 All		1	4858612
1962	All exc. 21		1	4867428
1961-62	21 All	SCREW, hinge to panel	3	4807249
1961	21 All	hinge to door	3	9415948
1962	All	hinge to door	3	9414915
1962	All exc. 21	hinge to panel	3	4849339

10.263 BUMPER, INSTRUMENT PANEL COMPARTMENT DOOR

1961-62	All		2	3765243
1962	All	console compt. box door	2	542846
1962	2867, 2947	console compt. box door hinge	1	542867

10.266 CASE, INSTRUMENT PANEL COMPT. DOOR LOCK

1961	21 All	less cylinder and keys	1	4834048
1961-62	All exc. 21	less cylinder and keys	1	6280945
1962	21 All	less cylinder and keys	1	4631059
1962	All exc. 21	console compt. door knob-less cyl. and keys	1	4631059
1961-62	All	CYLINDER, inst. compt. door lock-uncoded less keys	1	4566764
1962	All exc. 21	console lock	1	4566764
1961-62	All	KEY, inst. panel compt.-blank	2	7002238

10.267 RETAINER, INSTRUMENT PANEL COMPT. DOOR LOCK

1961-62	All		1	4131049
1962	All exc. 21	SCREW, console compt. door lock to lock retainer	1	4777618

10.268 STRIKER, INSTRUMENT PANEL COMPT. DOOR LOCK

1961-62	21 All		1	4805074
1961-62	All exc. 21		1	4824869
1962	All exc. 21	console compt. door lock	1	542786
1961	21 All	STOP, inst. panel compt. door	1	4806101
1961	All exc. 21	inst. panel compt. door	1	4793421
1962	21 All	inst. panel compt. door	1	4849962
1962	All exc. 21	inst. panel compt. door	1	4851152
1962	All exc. 21	console compt. door	543170 RH	542993 LH
1961-62	21 All	BUMPER, inst. panel compt. door stop	1	4566397
1962	All exc. 21	console compt. door stop	2	4566397
1961-62	All exc. 21	GROMMET, inst. panel compt. door stop	AR	4770699

10.275 LAMP PARTS, INST. PANEL COMPT. AND CONSOLE COMPT.

1961	All exc. 21	SWITCH & WIRE ASSY., inst. panel compt. lamp	1	532853
1962	21 All	instrument panel compt. lamp	1	543095
1962	All exc. 21	SOCKET AND WIRE ASSY., inst. panel compt. lamp	1	541813
1961-62	All	SOCKET AND RETAINER, inst. panel compt. lamp	1	537624
1961-62	All	LENS, inst. panel compt. lamp	1	524161
1962	All exc. 21	console compt. box lamp	1	524161
1962	All exc. 21	console courtesy lamp	1	543243
1962	All exc. 21	RETAINER, console compt. box lamp	1	542790
1961-62	All	NUT, inst. panel compt. lamp switch	(7/16"-20)	1 519562
1962	2867, 2947 Custom	console compt. lamp switch	(7/16"-20)	1 519562

10.275 LAMP PARTS, INST. PANEL COURTESY AND CONSOLE COMPT.

1961-62	All	LENS AND RETAINER ASSY. exc. Cool Pack A.C.-RH	AR	537784
1961	All Cool Pack A.C.	LENS & BEZEL ASSY., inst. panel courtesy lamp	529757 RH	
1962	All	inst. panel courtesy lamp	2	529757
1961-62	All exc. 21	BEZEL, courtesy lamp switch	1	537151
1961-62	All exc. 21 & H.D.C.	KNOB, courtesy lamp switch	1	535887
1961-62	All exc. 21 (9.654)	NUT, courtesy lamp to inst. panel	1	533868
1961	All Cool Pack A.C.	RETAINER, inst. panel courtesy lamp lens and bezel	529758 RH	
1962	All	inst. panel courtesy lamp lens and bezel	2	529758
1962	All exc. 21	console courtesy lamp	1	542780
1961	All exc. 21	SOCKET AND WIRE ASSY., courtesy lamp	1	2978510
1962	21 All	door jamb switch & courtesy lamp	1	2980560
1962	All exc. 21	courtesy lamp	1	2979974
1961	P/8 Cool Pack A.C. (4.589)	SPRING, courtesy lamp lens & bezel	529759 RH	
1961-62	All exc. 21	SWITCH ASSY., courtesy lamp	1	538793
1962	All exc. 21	console compt. lamp	1	542907
1962	23-29 All	WIRE ASSY., console courtesy lamp ground	1	2980972
1962	All exc. 21	LAMP ASSY., console courtesy	1	542336
1962	21 All	CONNECTOR, courtesy lamp to main harness	AR	2962448

10.307 PANEL, COWL TOP VENT LOUVER

1961	21 All		1	4791723
1962	21 All		1	4872280
1961-62	23-25 All	w/single speed wiper	1	4793321
1961-62	All exc. 21	w/two speed wiper	1	4806978
1961-62	21 All	STRIP, shroud vent sealing	2	4810498
1961-62	All exc. 21	shroud vent sealing	2	4819655
1961-62	All	SCREW AND WASHER, shroud vent to panel	5	3770689

10.351 DOOR ASSY., FRONT (LESS PAINT, TRIM, GLASS & HARDWARE)

1961	2117-27		4827500 RH	4827501 LH
1961	2119-35		4836830 RH	4836831 LH
1961	2311		4800082 RH	4800083 LH
1961-62	2335-45-69, 2669, 2735		4832422 RH	4832423 LH
1961-62	2337-47-67, 2537, 2837-47-67, 2947		4832432 RH	4832433 LH
1961-62	2339, 2539, 2639, 2839		4832416 RH	4832417 LF
1962	2117-27		4847520 RH	4847521 LF
1962	2119-35		4847566 RH	4847567 LF
1962	2167		4847522 RH	4847523 LF
1962	2311		4858982 RH	4858983 LF

10.355 DEFLECTOR, DOOR INNER PANEL WATER

1961-62	All		AR	4780514
---------	-----	--	----	---------

10.373 DOOR ASSY., REAR (LESS PAINT, TRIM, GLASS & HARDWARE)

1961	2119		4792110 RH	4792111 LH
1961	2135		4792112 RH	4792113 LH
1961-62	2335-45, 2735	(▲)	4832488 RH	4832489 LF
1961-62	2369, 2669		4832472 RH	4832473 LH
1961-62	2339, 2539, 2639, 2839		4832482 RH	4832483 LH
1962	2119		4843032 RH	4843033 LH
1962	2135		4843036 RH	4843037 LH
1962	2335-45, 2735	(▲▲)	4872713 RH	4872714 LH

▲NOTE: Less built in glass run channel rear retainer.

▲▲NOTE: With built in glass run channel rear retainer.

10.450 HINGE ASSY., FRONT DOOR UPPER

1961-62	21 All	hinge box and spring	Upper and lower	4	4307220
1961-62	All exc. 21	hinge box and spring	Upper	2	4309528
1961-62	21 All	SPRING, front door hinge	Upper 4307223 RH		4307222 LH
1961-62	21 All	front door hinge	Lower 4307222 RH		4307223 LH
1961-62	21 All	STRAP, front door hinge	upper and lower	4	5711580
1961-62	All exc. 21	front door hinge	Upper	2	4307840

10.454 HINGE ASSY., FRONT DOOR LOWER

1961-62	All exc. 21		4309530 RH		4309531 LH
1961-62	All exc. 21	STRAP, front door hinge	4309540 RH		4309541 LH
1961-62	All exc. 21	SPRING, front door hinge		2	4309544

10.455 RIVET, FRONT DOOR HINGE HOLD OPEN

1961-62	21 All	RIVET, front door hinge hold open spring		16	4237895
---------	--------	--	--	----	---------

10.456 HINGE ASSY., REAR DOOR UPPER

1961-62	21 All		4807062 RH		4807063 LH
1961-62	2335-45-69, 2669, 2735		4806163 RH		4806164 LH
1961-62	2339, 2539, 2639, 2839		4806378 RH		4806379 LH

10.460 HINGE ASSY., REAR DOOR LOWER

1961-62	21 All		4803696 RH		4803697 LH
1961-62	2335-45-69, 2669, 2735		4806326 RH		4806327 LH
1961-62	2339, 2539, 2639, 2839		4806380 RH		4806381 LH
1961-62	2119-35	SPRING, rear door hinge-hold open	Lower	2	4307208
1961	2335-45-69, 2669, 2735	rear door hinge-hook end		2	4307531
1961	2339, 2539, 2639, 2839	rear door hinge-hook end		2	4307497
1961	2335-45-69, 2669, 2735	rear door hinge-auxiliary		2	5711974
1961	2339, 2539, 2639, 2839	rear door hinge-auxiliary		2	5711975
1962	2335-45-69, 2669, 2735	rear door hinge-hook end		2	5713010
1962	2339, 2639, 2839	rear door hinge-hook end		2	5713011
1962	2335-39-45-69, 2639-69, 2735, 2839	PLATE, rear door hinge spring		2	5713012

10.463 BOLT, DOOR HINGE

1961	21 All	front door hinge to door		12	4770011
1961	All	front door hinge to body		16	4810446
1961	21 All	rear door hinge to body	Upper	6	4807064
1961	2335-39-45, 2539, 2639-69, 2735, 2839	rear door hinge to body	Upper	6	4807955
1961	21 All	rear door hinge to body	Lower	AR	4808504
1961	2119-35	rear door hinge to body-emergency upper		AR	4836718
1961	2119-35, 2335-39-45-69, 2539, 2639-69, 2735, 2839	rear door hinge to door	Upper and lower	AR	4714801
1961	2335-39-45-69, 2539, 2639-69, 2735, 2839	rear door hinge to body	Lower	6	4714802
1961	2135	back door hinge to door		6	4714804
1962	All	front door hinge to door		12	4849265
1962	All	front door hinge to body		16	4849263
1962	2119-35	rear door hinge to body	Upper	6	4849266
1962	2119-35	rear door hinge to body	Lower	6	4848774
1962	2119-35	rear door hinge to body-emergency use	Upper	AR	4849267
1962	2119-35	rear door hinge to door	Upper & lower	12	4848765

1962	2335-39-45-69, 2639-69, 2735, 2839	rear door hinge to door	12	4848765
1962	2335-39-45-69, 2639-69, 2735, 2839	rear door hinge to body	Upper 6	4849872
1962	2335-39-45-69, 2639-69, 2735, 2839	rear door hinge to body	Lower 6	4849340

10.464 BUSHING-SLEEVE, DOOR HINGE

1961-62	All	SLEEVE, door hinge bolt insert	AR	4110660
1961	All		AR	4711107

10.466 PIN, DOOR HINGE

1961	21 All	Upper and lower-front	4	4307209
1961	All exc. 21	Upper and lower-front	4	4239801
1961	21 All	Upper-rear	2	4306523
1961	21 All	Lower-rear	2	4307835
1961-62	2335-39-45-69, 2539, 2639-69, 2735, 2839	Upper-rear	2	4301327
1962	All	Upper & lower-front	4	4239801
1962	2119-35	Upper-rear	2	4306523
1962	2119-35	Lower-rear	2	4307835

10.469 PLATE, DOOR HINGE COVER

1961-62	All exc. 21	front door hinge cover-w/elec. wind.	Upper 537838 RH	537839 Lf
1961-62	All exc. 21	w/elec. wind.	Lower 537840 RH	537841 Lf
1961-62	All exc. 21	exc. elec. wind.	537836 RH	537837 Lf
1961-62	All exc. 21	CLIP, frt. door hinge pillar cover plate to fender bracket	8	537881
1961	All exc. 21 (8.977)	SCREW, front door hinge pillar cover plate to fender and body (No. 10-12x5/8")	12	161902

10.470 LOCK ASSY., FRONT DOOR

1961-62	21 All		4803908 RH	4803909 L
1961	2311	(▲)	4807150 RH	4807151 Lf
1961-62	2311	(▲▲)	4830914 RH	4830915 L
1961-62	2335-37-45-47-67-69, 2537, 2669, 2735, 2837-47-67, 2947		4807150 RH	4807151 Lf
1961-62	2339, 2539, 2639, 2839	(■)	4804031 RH	4804032 Lf
1962	2339, 2639, 2839	(■■)	4869084 RH	4869085 Lf

- ▲NOTE: 1st type, use w/locking to lock rod having S shaped end
- ▲▲NOTE: 2nd type, use w/locking to lock rod having right angle turn at lock end.
- NOTE: With right angle front door inside locking to lock rod.
- NOTE: With offset front door inside locking to lock rod.

10.473 LOCK ASSY., REAR DOOR

1961-62	21 All		4818634 RH	4818635 L
1961	2335-39-45-69, 2539, 2639-69, 2735, 2839		4804033 RH	4804034 L
1962	2335-39-45-69, 2639-69, 2735, 2839		4836333 RH	4836334 L

10.474 SPRING, DOOR LOCK PUSH BUTTON LEVER

1961-62	21 All	door lock cam return	AR	4305225
1961-62	21 All	door lock hook lever return	4305234 RH	4305235 L
1961-62	21 All	front door lock over center	4309746 RH	4309747 L
1961-62	2119, 2135, 2335-39-45-69, 2593, 2639-69, 2735, 2839	rear door lock over center	4307702 RH	4307703 L

1961-62	2311-35-37-45-47-67-69, 2537, 2669, 2735, 2837-47-67, 2947	front door lock over center	4158735 RH	4158734 LH
1961-62	2311-35-37-45-47-67-69, 2537, 2669, 2735, 2837-47-67, 2947	front door lock push button lever . . .	4154144 RH	4154145 LH
1961-62	2335-39-45-69, 2539, 2639-69, 2735, 2839	rear door lock detent lever ret.		2 4307698
1961	2335-39-45-69, 2539, 2639-69, 2735, 2839	rear door lock push button lever . . .	4309754 RH	4309755 LH
1961-62	2339, 2539, 2639, 2839	front door lock over center	4307604 RH	4307605 LH
1961-62	2339, 2539, 2639, 2839	front door lock hook lever return		2 4307617
1961-62	2339, 2539, 2639, 2839	front door lock push button lever . . .	4307618 RH	4307619 LH
1962	2335-39-45-69, 2639-69, 2735, 2839	rear door lock push button lever	5711992 RH	5711993 LH
1961-62	All exc. 21	CLIP, door lock spring		AR 5712678
1962	2119-35	rear door lock		4 5712678
1961-62	21 All	front door lock spring		2 5711576
1961-62	All	SCREW, door lock to inner panel		AR 4801191

10.500 REMOTE CONTROL, DOOR LOCK

1961	21 All	Front	4821094 RH	4840747 LH
1961-62	2119-35	Rear	4819524 RH	4819525 LH
1961-62	2311-35-37-45-47-67-69, 2537, 2669, 2735, 2837-47-67, 2947	Front	4810042 RH	4810043 LH
1961-62	2335-39-45-69, 2539, 2639-69, 2735, 2839	Rear	4809492 RH	4809493 LH
1961-62	2339, 2539, 2639, 2839	Front	4810044 RH	4810045 LH
1962	21 All	Front	4840746 RH	4821095 LH
			SCREW (See Groups 12.195 and 12.944 for use)	4813306

10.506 ROD, FRONT DOOR LOCK REMOTE CONTROL

1961	2311-37-67, 2537, 2837-67	remote control to lock	4814824 RH	4814825 LH
1962	2311-47-67, 2847-67, 2947	remote control to lock	4870106 RH	4870107 LH
1961-62	2311-35-37-45-47-67-69, 2537, 2669, 2735, 2837-47-67, 2947	lock cyl. to lock	4815647 RH	4815648 LH
1961-62	2335-45-69, 2669, 2725	remote control to lock (▲)	4814873 RH	4814874 LH
1962	2335-45-69, 2669, 2735	remote control to lock (▲▲).	4872066 RH	4872067 LH
1961-62	2339, 2539, 2639, 2839	remote control to lock	4814868 RH	4814869 LH
1961-62	2339, 2539, 2639, 2839	lock cyl. to lock	4815153 RH	4815154 LH
1961-62	2119-35	LINK, remote control to lock		2 4821093
1961-62	2117-27-67	remote control to lock		2 4833669

▲NOTE: Use with inner panels with metal arm rest anchor nut.
▲▲NOTE: Use with inner panels with plastic arm rest anchor nut.

10.506 ROD, REAR DOOR LOCK REMOTE CONTROL CONNECTING

1961-62	2119-35	remote control		2 4818639
1961-62	2335-39-45-69, 2539, 2639-69, 2735, 2839	remote control to lock	4816034 RH	4816035 LH
1961-62	2119-35, 2335-39-45-69, 2539, 2639-69, 2735, 2839	SCREW, rear door inside locking to lock rod & panel .		AR 4818631
1961-62	All	door lock remote control to panel		AR 4803018

10.512 HANDLE, DOOR LOCK INSIDE

1961-62	21-23 All			AR 4760518
1961	2537-39, 2639-69, 2735, 2837-39-67			AR 4753532
1962	26, 27, 28, 29 All			AR 4753532
1962	2338-47	w/trim 241-242-243-244-245		AR 4753532
1961	21 All (10.665)	WASHER, frt. door remote control handle sealing . . .		2 4778881

10.513 RETAINER, INSIDE HANDLE

1961-62 All snap on type AR 4168122

10.515 PLATE, INSIDE HANDLE BEARING

1961-62 All (11/16" LD.) AR 4782769

10.516 SPRING, INSIDE HANDLE ESCUTCHEON

1962 All (10.806) AR 4566746

10.517 WASHER, DOOR INSIDE HANDLE

1961 21 All (11.047) front door wind. reg.-rubber AR 4601979
 1961 2311-35-45-69, 2669, 2735 front door window reg. spindle 2 4810187
 1961 2119-35 rear door window reg. spindle 2 6278230
 1961 2117-27, 2311 rear qtr. wind. reg. spindle 2 6278230
 1961 2337-39-67, 2537-39, 2639, 28 All left front door window reg. spindle at R.H. & L.H. 2 4810187
 1962 All exc. 21 front door wind. reg. spindle 2 4810187

10.527 HANDLE-SCREW, FRONT DOOR OUTSIDE

1961-62 21 All less button Front 4307144 RH 4307145 LH
 1961-62 All exc. 21 less button Front 4306614 RH 4306615 LH
 1961-62 All SCREW, door outside handle to door AR 4806007

10.529 BUTTON, DOOR HANDLE PUSH

1961-62 21 All w/shaft Front 2 4307143
 1961-62 2119-35 w/shaft Rear 2 4307147
 1961-62 All exc. 21 w/shaft Front 2 4305250
 1961-62 2335-39-45-69, 2539, 2639-69, 2735, 2839 w/shaft Rear 2 4301734
 1961-62 21 All RETAINER, door handle push button stop AR 4308073
 1961-62 21 All RING, door handle push button sealing AR 4304972
 1961-62 All exc. 21 door handle push button sealing AR 4156548
 1961-62 All SPRING, door handle push button AR 4301742
 1961-62 21 All STOP, door handle push button AR 4308072
 1961-62 All WASHER, door handle push button stop AR 4237766

10.534 HANDLE, REAR DOOR OUTSIDE

1961 21 All (10.527) less button Rear 4307144 RH 4307145 L
 1961 All exc. 21 (10.527) less button. Rear 4306614 RH 4306615 L

10.538 GASKET, DOOR OUTSIDE HANDLE

1961-62 21 All front of handle Front and rear AR 4806318
 1961-62 21 All rear of handle Front and rear 4 4806319
 1961-62 All exc. 21 GASKET PKG., door handle Front and rear AR 3772587

10.550 CYLINDER, DOOR LOCK

1961-62 2339, 2539, 2639, 2839 AR 7006466
 1961-62 All exc. 2339, 2539, 2639, 2839 CYL. KIT, front door lock AR 1195449
 1961-62 2339, 2639, 2839 LOCK PKG., frt. door AR 3775427
 1961-62 All (2.187) KEY, door, octagon head-blank 2 3694624

10.551 DOOR LOCK HANDLE AND CYLINDER PARTS

1961-62	21 All	PAWL, door lock cyl. (▲)	7017475 RH	7017476 LH
1961	21 All	door lock cyl. (▲▲)	7020423 RH	7020424 LH
1961	2311-35-37-45-67-69, 2537, 2669, 2735, 2837-67	door lock cyl.	AR	7017589
1961-62	2339, 2539, 2639, 2839	door lock cyl.	AR	7019322
1962	2311-47-67-69, 2669, 2847-67, 2749	door lock cyl.	2	7017589
1961	21 All	RETAINER, front door lock cyl.	2	6276450
1961-62	2311-35-37-45-47-67-69, 2537, 2669, 2735, 2837-47-67, 2947	door lock cyl.	2	4781599
1961-62	2339, 2539, 2639, 2839	front door lock cyl.	2	4783737
1961	2119-35, 2311-35-37-45-67-69, 2537, 2669, 2735, 2837-67	door lock cyl. pawl (▲)	2	7011819
1961-62	2339, 2539, 2639, 2839	door lock cyl. pawl	2	7006092
1962	21 All	front door lock cyl.	2	4783737
1962	2311-47-67-69, 2847-67, 2947	door lock cyl. pawl	AR	7011819
1961-62	All (12.247)	GASKET, front door lock cyl.	2	4587931

▲NOTE: 1st type for 21 All with cylinder 2-1/8" in length.
 ▲▲NOTE: 2nd type for 21 All with cylinder 1-3/8" in length.

10.552 DOOR OUTSIDE HANDLE PARTS

1961-62	All	CAP, door lock cyl. case	AR	3775424
1961-62	2119-35, 2311-37-45-67-69, 2537, 2669, 2735, 2837-67	CASE, door lock cyl. (▲) (1-7/8" long)	2	7015574
1961-62	2339, 2539, 2639, 2839	frt. door lock cyl. (▲▲) (1-1/2" long)	2	7015601
1961-62	2311-37-47-67, 2537, 2669, 2837-47-67	SPRING, frt. door lock cyl. detent	2	7011816

▲NOTE: 1st. type for 21 All w/cylinder 2-1/8" in length.
 ▲▲NOTE: 2nd. type for 21 All w/cylinder 1-3/8" in length.

10.553 TUMBLER UNIT, DOOR LOCK CYLINDER

1961-62	All	copper-72 per unit	AR	601256
1961-62	All	nickle-72 per unit	AR	601257
1961-62	All	black-72 per unit	AR	601258
1961-62	All	yellow-72 per unit	AR	601259
1961-62	All	RETAINER, lock tumbler spring-12 per unit	AR	601261
1961-62	All	SPRING, lock tumbler-144 per unit	AR	601260

10.556 WASHER, REAR DOOR INSIDE LOCKING ROD

1961-62	2119-35, 2335-39-45-69, 2539, 2639-69, 2735, 2839 (10.560)	rear door inner locking rod to panel	2	4622521
---------	---	--	---	---------

10.559 KNOB, DOOR INSIDE LOCKING ROD

1961	2119-35	fawn	2	4836820
1961	2119-35, 2335-37-39-45-67, 2537-39, 2639-69	garnet	AR	4824997
1961	2119-35, 23-25-26 All	grey	AR	4824973
1961	21-23-25-26 All	fawn	AR	4824996
1961	21-23-25-26 All	blue	AR	4824982
1961	21-23-25-26 All	green	AR	4824983
1961	27-28 All	fawn	AR	4834017
1961	27-28 All	green	AR	4834015
1961	27-28 All	med. garnet	AR	4824978
1961	2837-39	grey	AR	4824977
1961	2837-39	blue	AR	4834016

1961	2867	silver	2	4824971
1962	2119-35	grey	AR	4860497
1962	2119-35, 2311-35-39-45-47-69	green	AR	4860503
1962	2119-35, 23-26 All	blue	AR	4860500
1962	2119-35, 23-26, All	aqua	AR	4860507
1962	2119-35, 23-26 All	fawn	AR	4860510
1962	2119-35, 2335-39-45-47-67, 26 All	med. garnet	AR	4824978
1962	2735, 2839-47	blue	AR	4860501
1962	2839-47	green	AR	4860502
1962	28 All	aqua	AR	4860508
1962	27, 28 All	fawn	AR	4860511
1962	27, 28 All	garnet	AR	4824997
1962	2311-69	grey	2	4860499
1962	2867	silver	2	4860498
1962	2947 Custom	black	2	4824969
1962	2947 Custom	red	2	4860514
1962	2947 Custom	blue	2	4862958
1962	2947 Custom	saddle	2	4860513
1962	2947 Custom	fawn	2	4867473

10.560 FERRULE, DOOR LOCK ROD KNOB

1961-62	All exc. 21	AR	4839529
1961-62	2119-35	rear door	2	4824879

10.563 ROD, DOOR INSIDE LOCK TO KNOB

1961-62	2119-35	rear door	4818640 RH	4818641 LH
1961	2311	front door-w/S shaped lock end	Vertical	2 4815234
1961-62	2311	front door w/right angle trim	Vertical	2 4830423
1961-62	2337-47-67, 2537, 2837-47-67, 2947	front door	Vertical	2 4815234
1961-62	2335-39-45-69, 2539, 2639-69, 2735, 2839	rear door	4816060 RH	4816061 LH
1961-62	2335-45-69, 2669, 2735	front door	Vertical 4815242 RH	4815243 LH
1961-62	2339, 2539, 2639, 2839	front door (right angle)	Vertical 4815246 RH	4815247 LH
1962	2339, 2639, 2839	front door (offset)	4869073 RH	4869074 LH

10.565 CLIP, DOOR INSIDE LOCKING ROD

1961	2119-35, 2335-39-45-69, 2669, 2735, 2839	rear door lock to lock rod	AR	4711608
1961-62	All	front door lock remote control to lock rod-anti rattle	2	4755827
1961	2311-37-67, 2537, 2837-67	front door lock remote control rod	2	4711608
1961	2119-35, 2539, 2639, 2839	rear door inner locking to lock rod	2	4711608
1961	2311	door inside locking to lock rod-rod w/S shaped end	2	4755827
1961	2311-35-39-45-67-69, 2337, 2539, 2639-69, 2735, 2837-67	door lock cyl. to lock rod-anti rattle	2	4755827
1961	2311-35-37-45-67-69, 2337, 2537, 2735, 2837-67	inside locking to vertical rod-anti rattle	2	4755827
1961	2335-39-45-69, 2539, 2639-69, 2735, 2839	rear door lock remote control to lock rod-anti rattle	2	4755827
1961-62	2335-45, 2735	tail gate remote control to rod	2	4698552
1962	2119-35, 2335-45-69, 26, 27 All 2839	rear door control to lock rod	2	4755827
1962	2119-35	rear door remote control to lock rod	2	4711608
1962	2119-35, 2339, 2639, 2839	rear door inner locking to lock rod	2	4711608
1962	2311-47-67, 2847-67, 2947	front door lock remote control rod	2	4711608

1962	2335-45, 2735	end gate remote control to lock rod	2	4711609
1962	2335-45-69, 2669, 2735	rear door lock to locking lever rod	2	4711608
1962	2335-45-47-67-69, 2669, 2735, 2847-67, 2947	frt. door inner linkage to lock rod	2	4755827
1962	2339, 2639, 2839	front door inner locking to lock rod (w/offset rod) . .	2	4755827
1962	All exc. 21	front door lock cyl. to lock rod	2	4755827

10.569 STRIKER, DOOR LOCK

1961-62	All exc. 2119-35	front door	4802790 RH	4802791 LH
1961-62	2119-35	front door	6278510 RH	6278511 LH
1961-62	2119-35	rear door	4802790 RH	4802791 LH
1962	2335-39-45-69, 2639-69, 2735, 2839	rear door	4841963 RH	4841964 LH

10.570 BOLT-SCREW, DOOR LOCK STRIKER

1961	2119-35	BOLT, front door lock striker	6	6276228
1961	2119-35	front door lock striker-emergency use	AR	6276229
1962	2119-35	front door lock striker to pillar	6	4848779
1962	2119-35	front door lock striker-emergency use	AR	4848780
1961	All exc. 21	SCREW, door lock striker	AR	4676731
1961	2119-35	rear door lock striker-emergency use	AR	4676731
1961	2117-27 (12.237)	door lock striker	AR	4686759
1961	2135	back door lock striker	AR	4676731
1961	2135	rear door lock striker to pillar	AR	4676731
1962	All	door lock striker to pillar . . . (5/16"-18x1-3/16")	AR	4848760
1962	All	door lock striker-emergency use (5/16"-18x1-5/16")	AR	4848761
1962	All	door lock striker-emergency use (5/16"-18x1-7/16")	AR	4848762

10.571 PLATE, DOOR LOCK STRIKER

1961	21 All exc. 2117	front door anchor plate	6276101 RH	6276100 LH
1961-62	2119-35	front door adjusting plate	Upper	2 6276235
1961-62	2119-35	front door adjusting plate	Lower	2 6276234
1961	2117, 2337-39-67, 2537-39, 2639, 2839	front door anchor plate	2	4803243
1961	21, 2335-39-45-69, 2539, 2639-69, 2735, 2839	rear door anchor plate	2	4803243
1961	2135	back door adjusting plate	Upper	1 4809716
1961	2135	back door adjusting plate	Lower	1 4809717
1961	All exc. 21	adjusting plate	Upper	AR 4649281
1961-62	All exc. 21	adjusting plate	Lower	AR 4649282
1961	2311-35-45-69, 2669, 2735 . .	front door anchor plate	2	4716863
1962	2119-35	frt. door striker anchor	4848408 RH	4848407 LH
1962	2117-19-35	rr. door striker anchor	2	4849851
1962	2127-67, 2339-47-67, 2639, 28, 2947 All	frt. door striker anchor	2	4849851
1962	2311-35-45-69, 2669, 2735 . .	frt. door striker anchor	2	4850317
1962	2335-39-45-69, 2639-69, 2735, 2839	rr. door striker anchor	4832178 RH	4832179 LH
1962	All	door striker adjuster	Upper	AR 4849938
1962	2135	back door striker adjuster	Upper	2 4849938
1962	2335-45, 2735	end gate striker adjuster	Upper	2 4849938
1962	2135, 2335-45-69, 2639-69, 2735, 2839	rr. and back door striker adj.	Upper	1 4809717
1961-62	2119-35	SPACER, front door lock striker	6276662 RH	6276663 LH
1961-62	2119-35	rear door lock striker-emergency use (1/8" thk.)	4651465 RH	4651466 LH
1961-62	2119-35	rear door lock striker-emergency use (1/16" thk.)	4670835 RH	4670836 LH
1961-62	All exc. 21	striker-emergency use (1/8" thk.)	4651465 RH	4651466 LH

1961-62	All exc. 21	striker-emergency use . . (1/16" thk.)	4670835 RH	4670836 LH
1962	2335-39-45-69, 2639-69, 2735, 2839	rr. lock striker-emergency use (1/16" thick)	4842192 RH	4842193 LH

10.584 PLATE, DOOR WEDGE

1961-62	2367, 2869	on door	2	4830071
1961-62	2367, 2867	on body	2	4830070
1962	2167	on door	4843705 RH	4843706 LH
1962	2167	on body	4843707 RH	4843708 LH
1961-62	2367, 2867	SPACER, door wedge-body side-emergency use	AR	4830072
1962	2167	door wedge-emergency use	AR	4843709

10.587 BUMPER, DOOR

1961-62	2119-35	door side	Front door	2	4574347
1961	21 All	door side	Rear door	4	4565415
1961-62	2119-35	door side	Rear door	4	4565671
1961-62	2117-27-67	door side	Upper and lower	4	4701420
1961	2135	body side	Back door	2	4565671
1961	2135	body side	Back door lower	2	4845111
1961-62	2311-37-47-67, 2537, 2837-47-67, 2947	door side	Upper and lower	AR	4762475
1961-62	2311-35-45-69, 2669, 2735 (12.944)	door hinge pillar-body side	Front door upper	2	4569867
1961-62	2335-39-45-69, 2539, 2639-69, 2735, 2839	door side-lower	Rear door	2	4810219
1961-62	2335-45-69, 2669, 2735	body side-upper	Front door	2	4697433
1961-62	2335-45-69, 2669, 2735	door side-upper	Front door	2	4565591
1961-62	2335-45-69, 2669, 2735	door side-upper	Rear door	2	4565786
1961-62	2339, 2539, 2639, 2839	door side-upper	Rear door	2	4652531
1962	2335-39-45-69, 2639-69, 2735, 2839	door side-lower	Front door	2	4779600
1962	2339, 2639, 2839	door side-upper	Front door	2	4779600

10.650 VENTILATOR ASSY., FRONT DOOR

1961	21 All	less glass	4803214 RH	4803215 LH
1961-62	2311-35-45-69, 2669, 2735	less glass	4808247 RH	4808248 LH
1961-62	2337-39-47, 2537-39, 2639, 2837-39-47, 2947	less glass	4807748 RH	4807749 LH
1961-62	2367, 2867	less glass	4807764 RH	4807765 LH
1962	21 All exc. 2167	less glass	4848952 RH	4848953 LH
1962	2167	less glass	4842207 RH	4842208 LH
1961-62	21 All	SCREW, front door vent to frame	6	6277724

10.652 WEATHERSTRIP, FRONT DOOR VENTILATOR

1961-62	21 All exc. 2167	4307072 RH	4307073 LH
1961-62	2311-35-45-69, 2669, 2735	4308888 RH	4308889 LH
1961-62	2337-39-47-67, 2537-39, 2639, 2837-39-67, 2947	4309120 RH	4309121 LH
1962	2167	5712900 RH	5712901 LH
1961-62	2337-39-47-67, 2537-39, 2639, 2837-39-67, 2947	DEFLECTOR, front door vent water-rubber	4309760 RH	4309761 LH
1962	2167	STRIP, door vent frame sealing	2	4870572

10.655 CHANNEL, FRONT DOOR VENTILATOR GLASS

1961-62	21 All exc. 2167	4307636 RH	4307637 LH
1961-62	2311-35-45-69, 2669, 2735	4308916 RH	4308917 LH
1961-62	2337-39-47-67, 2537-39, 2639, 28, 2947 All	4308650 RH	4308651 LH
1962	2167	5712922 RH	5712923 LH

10.656 FRAME ASSY., DOOR VENTILATOR

1961-62	2337-39-47, 2537-39, 2639, 2837-39-47, 2947	4308624 RH	4308625 LH
1961-62	2367, 2867	4308660 RH	4308661 LH
1962	2167	4842022 RH	4842023 LH

10.657 SHAFT, FRT. DOOR VENT GLASS CHANNEL TEE

1961-62	2311-35-45-69, 2669, 2735	4308924 RH	4308925 LH
1961-62	2337-39-47-67, 2537-39, 2639, 26, 2947 All	4308658 RH	4308659 LH

10.658 GLASS, FRONT DOOR VENT (SAFETY)

1961-62	21 All exc. 2167		2 4803216
1961-62	21 All exc. 2167	tinted	2 4803217
1961-62	2311-35-45-69, 2669, 2735		2 4808249
1961-62	2311-35-45-69, 2669, 2735	tinted	2 4808250
1961-62	2337-39-47-67, 2537-39, 2639, 2837-39-47-67, 2947		2 4807859
1961-62	2337-39-47-67, 2537-39, 2639, 2837-39-47-67, 2947	tinted	2 4807860
1962	2167		2 4842209
1962	2167	tinted	2 4842210

10.660 LOCK PARTS, VENTILATOR LOCK TO GLASS CHANNEL

1961-62	21 All	SPRING, frt. door vent friction unit	2 4162191
1961-62	21 All	STOP, frt. door vent friction unit	2 4305287
1961-62	21 All	WASHER, frt. door vent friction unit tab	2 4305062
1961-62	21 All	frt. door vent friction unit	4 4305060
1961-62	21 All	frt. door vent, spring retainer	2 4305061

10.661 REGULATOR, FRONT DOOR VENTILATOR

1961-62	All exc. 21	4808183 RH	4808184 LH
1961-62	All exc. 21	CLIP, vent regulator tee shaft	2 4155278

10.664 HANDLE, FRONT DOOR VENTILATOR REGULATOR

1961-62	21 All	4305052 RH	4305053 LH
1961-62	23 All		2 4719609
1961	25, 26, 27, 28 All		2 4775786
1962	2339-47	w/trim 242-242-243-244-245	2 4775786
1962	26, 27, 28, 29 All		2 4775786
1961-62	21 All	PIN, vent handle	2 3697476

10.665 PLATE-WASHER, FRONT DOOR VENTILATOR

1961	25-26-27-28 All	PLATE, frt. door vent handle	2 4659983
1962	2639-69, 2735, 2947		2 4659983
1961-62	21 All (10.824)	WASHER, front door vent. handle	2 3696038
1962	2339-47-67, 2639, 2839-47-67, 2947	front door vent at reg. spindle	2 4865509

10.666 SPRING, FRONT DOOR VENTILATOR HANDLE ESCUTCHEON

1961-62 All exc. 21 (10.806) AR 4566746

10.669 RIVET, FRONT DOOR VENT PIVOT

1961-62 21, 2311-35-45-69, 2669, 2735 2 4305037

10.670 BUMPER-BOLT, DOOR VENTILATOR

1961-62	2337-39-47, 2537-39, 2639, 2837-39-47, 2947	BUMPER, frt. door window on vent	2	4308642
1961-62	2367, 2867	2	4308672
1961-62	All exc. 21	BOLT, frt. door vent reg. to tee shaft	2	4553795
1961-62	All	STUD, frt. door vent to inner panel-on div. channel	2	4786424
1961-62	2337-39-47-67, 2537-39, 2639, 28, 2947 All	to inner panel-on vent. lower	2	4780083
1962	2167	door vent frame to pillar	2	4848488

10.681 GLASS, FRONT DOOR WINDOW

1961-62	2117-27	2	4833658
1961-62	2117-27	tinted	2	4833659
1961-62	2119-35	2	4802966
1961-62	2119-35	tinted	2	4802967
1961-62	2311	2	4812919
1961-62	2311	tinted	2	4812920
1961-62	2335-45-69, 2669, 2735	2	4811701
1961-62	2335-45-69, 2669, 2735	tinted	2	4811702
1961	2337, 2537, 2837	2	4812869
1961	2337, 2537, 2837	tinted	2	4812870
1961-62	2339, 2539, 2639, 2839	2	4812899
1961-62	2339, 2539, 2639, 2839	tinted	2	4812900
1961-62	2367, 2867	2	4812873
1961-62	2367, 2867	tinted	2	4812874
1962	2167	2	4842514
1962	2167	tinted	2	4842515
1962	2347, 2847, 2947	2	4838000
1962	2347, 2847, 2947	tinted	2	4838001

10.685 SASH CHANNEL, FRONT DOOR WINDOW LOWER

1961	2117-27	4835633 RH	4835634 L
1961	2119-35	4835631 RH	4835632 L
1961	2311	4835664 RH	4835665 L
1961	2335-45-69, 2669, 2735	4821790 RH	4821791 I
1961-62	2337-47, 2537, 2837-47, 2947	4833802 RH	4833803 I
1961-62	2339, 2539, 2639, 2839	4833800 RH	4833801 I
1961	2367, 2867	4833804 RH	4833805 I
1962	2117-27	4833656 RH	4833657 I
1962	2119-35	4821796 RH	4821797 I
1962	2127	4833656 RH	4833657 I
1962	2167	4868404 RH	4844623 I
1962	2311	4821787 RH	4821788 I
1962	2335-45-69, 2669, 2735	4835666 RH	4835667 I
1962	2367, 2867	4851454 RH	4851455 I

10.686 CHANNEL, FRONT DOOR WINDOW DIVISION

1961-62	21 All exc. 2167	w/vent w/strip ret.	4309302 RH	4309303 LH
1961-62	2311-35-45-69, 2669, 2735 . .	w/vent w/strip ret.	4309304 RH	4309305 LH
1961-62	2337-39-47, 2537-39, 2639, 2837-39-47, 2947	vent division	4308634 RH	4308635 LH
1961-62	2367, 2867	vent division	4308662 RH	4308663 LH
1962	2167	w/vent w/strip ret.	5713470 RH	5713471 LH

10.686 DIVISION CHANNEL PARTS, FRONT DOOR WINDOW

1961-62	21 All exc. 2167	CHANNEL, frt. door window glass run . . .	Upper front	2	4307076
1961-62	21 All exc. 2167	frt. door window glass run	Lower front	2	4305027
1961-62	2311-35-45-69, 2669, 2735 . .	frt. door window glass run	Lower front	2	4308629
1961-62	2311-35-45-69, 2669, 2735 . .	frt. door window glass run	Upper front	2	4308903
1961-62	2337-39-47, 2537-39, 2639, 2837-39-47, 2947	frt. door window glass run	Upper front	2	5711373
1961-62	2337-39-47-67, 2537-39, 2639, 28, 2947 All	Lower front	2	5711110
1962	2167	frt. door window glass run	Front	2	5712905
1961-62	21 All exc. 2167	SCALP, door vent division channel . Inner	4307092 RH	4307093 LH	
1961-62	21 All exc. 2167	door vent division channel . . . Outer	4037090 RH	4307091 LH	
1961-62	2311-35-45-69, 2669, 2735 . .	door vent division channel . . . Inner	4308904 RH	4038905 LH	
1961-62	2311-35-45-69, 2669, 2735 . .	door vent division channel . . . Outer	4308906 RH	4308907 LH	
1961-62	2337-39-47, 2537-39, 2639, 2837-39-47, 2947	door vent division channel . . . Inner	4308640 RH	4308641 LH	
1961-62	2337-39-47, 2537-39, 2639, 2837-39-47, 2947	door vent division channel . . . Outer	4308638 RH	4308639 LH	
1961-62	2367, 2867	door vent division channel . . . Inner	4308670 RH	4308671 LH	
1961-62	2367, 2867	door vent division channel . . . Outer	4308668 RH	4308669 LH	
1962	2167	door vent division channel . . . Inner	5712914 RH	5712915 LH	
1962	2167	door vent division channel . . . Outer	5712912 RH	5712913 LH	
1961-62	21 All	WEATHERSTRIP, door vent division channel	5711234 RH	5711235 LH	
1961-62	2311-35-45-69, 2669, 2735 . .	door vent division channel	5711230 RH	5711231 LH	
1961-62	2337-39-47-67, 2537-39, 2639, 2837-39-47-67, 2947	door vent division channel	5711228 RH	5711229 LH	
1962	2167	door vent division channel	5712908 RH	5712909 LH	
1962	2339-47-67, 2639, 28, 2947 All (10.652)	SCREW, door vent channel to frame	2	4301924	

10.687 CAM, FRONT DOOR WINDOW LOWER SASH CHANNEL

1961-62	2311	2	4809998
1961-62	2335-45-69, 2669, 2735	2	4809996
1961	2337-67, 2537, 2837-67	2	4809997
1961-62	2339, 2539, 2639, 2839	4810131 RH	4810132 LH
1962	2347, 2846, 2947	2	4809997
1962	2367, 2867	4845920 RH	4845921 LH
1961-62	All exc. 21	SCREW, lower sash channel cam	AR	9412294

10.689 SASH CHANNEL, FRONT DOOR WINDOW

1961	2337, 2537, 2837	Upper	4825918 RH	4825919 LH
1961-62	2339, 2539, 2639, 2839	Upper	4825920 RH	4825921 LH
1961-62	2367, 2867	Upper	4811744	

1962	2167	Upper	4842741 RH	4842742 LH
1962	2347, 2847, 2947	Upper	4838033 RH	4838034 LH
1961	2337-39-67, 2537-39, 2639, 28 All (10.728)	PLATE, front door wind. frame channel guide		2 4835171
1961	2337-39-47-67, 25, 2639, 28 All	SCREW, front door wind. upper sash channel		4 4845099
1962	2167, 2339-47-67, 2639, 28 All, 2947	front door wind, upper sash channel		4 4867536

10.694 WEATHERSTRIP, DOOR OPENING

1961-62	2117-27	door (complete)	4832370 RH	4832371 LH
1961-62	2119-35	front door	4803201 RH	4803202 LH
1961-62	2119	rear door	4803193 RH	4803194 LH
1961-62	2135	rear door	4803195 RH	4803196 LH
1961-62	2311	front door	4810892 RH	4810893 LH
1961-62	2335-45-69, 2669, 2735	front door	4810744 RH	4810745 LH
1961-62	2335-45, 2735	rear door	4810955 RH	4810956 LH
1961-62	2337-47-67, 2537, 2837-47-67, 2947	front door	4813452 RH	4813453 LH
1961-62	2339, 2539, 2639, 2839	front door	4810485 RH	4810486 LH
1961-62	2339, 2539, 2639, 2839	rear door	4810742 RH	4810743 LH
1961-62	2369, 2669	rear door	4810746 RH	4810747 LH
1961-62	2337-39-47-67, 2537-39, 2639, 2837-39-47-67, 2947	front door hinge pillar-at belt	4816190 RH	4816191 LH
1961	2367, 2867	front body hinge pillar	4831388 RH	4831389 LH
1961-62	2335-45, 2735	tail gate bottom drain hole		2 4779423
1962	2167	w/shield pillar	4844971 RH	4844972 LH
1962	2167	door	4853038 RH	4853039 LH
1962	2367, 2867	front body hinge pillar	4866815 RH	4866816 LH
1961	2339, 2539, 2639 2839 (10.695)	FASTENER, rear door hinge pillar sealing strip		AR 4841194
1962	2167 (10.695)	w/shield pillar w/strip		4 4841194
1962	2339, 2639, 2839 (10.695)	rear door hinge pillar sealing strip		10 4841194
1961-62	All exc. 21 (12.804)	GUTTER, w/shield lower corner-rubber	4817250 RH	4817251 LH
1961-62	All	PLUG, door w/strip attaching hole		AR 4770719
1961-62	2135	back door w/strip attaching hole		AR 4770719
1961-62	2335-45, 2735	tail gate w/strip attaching hole		13 4770719
1962	2167	RETAINER, w/shield pillar w/strip	4845084 RH	4845085 LH
1961-62	2337-39-47-67, 2537-39, 2639, 2837-39-47-67, 2947	SEALING STRIP, front door hinge pillar aux. sealing strip		2 4831319
1962	2367, 2867	w/s side reveal mldg. spacer		2 4831319
1961-62	2339, 2539, 2639, 2839	front door lock pillar		2 4829128
1961-62	2369, 2669	rear door lock pillar sealing strip		2 4834032
1961	All	door bottom drain hole		AR 4779422
1962	All exc. 21	door bottom drain hole		AR 4853425
1961-62	2339, 2539, 2639, 2839	rear door hinge pillar sealing	4810271 RH	4810272 L

10.695 FASTENER, DOOR WEATHERSTRIP

1961	All	door bottom drain hole strip		AR 4685752
1961	2337-39-67, 2537-39, 2639, 2837-39-67	front door		AR 4801268
1961	2339, 2539, 2639, 2839	rear door		AR 4801268
1961-62	2339, 2539, 2639, 2839	front door body lock pillar sealing strip		AR 4841194
1961-62	2339, 2539, 2639, 2839	rear door w/strip front		4 4841194
1961-62	2369, 2669	rear door lock pillar sealing strip		2 4801268
1961-62	2167, 2367, 2867	fldg. top compt. bag to body		AR 4801268
1962	2167	front door		6 4841194
1962	2339-47-67, 2639, 2947	front door		AR 4841194
1962	2339, 2639, 2839	rear door		AR 4841194
1961-62	2367, 2867	frt. body hinge pillar w/strip		AR 4841194
1962	2339, 2639, 2839	frt. door lock pillar upper w/strip-at belt		2 4841194
1962	2339, 2639, 2839	frt. door lock pillar upper w/strip-at belt-button type		2 4653672
1961-62	2311	CLIP, door w/strip-emergency use		AR 4739890

10.696 FILLER, DOOR WINDOW LOWER SASH CHANNEL

1962	2117-19-27-35, 2311-35-45-69, 2669, 2735	w/zinc plated channels	AR	4854954
1962	2117-27, 2311	ctr. wind. lower sash channel	2	4854954

10.701 CHANNEL, FRONT DOOR WINDOW GLASS RUN

1961	2117-27		2	4831294
1961	2119-35		2	4804456
1961-62	2311		2	4817757
1961-62	2335-45-69, 2669, 2735	4836283 RH		4836284 LH
1961-62	2337-47-67, 2537, 2837-47-67, 2947	4833534 RH		4833535 LH
1961-62	2339, 2539, 2639, 2839	4833536 RH		4833537 LH
1962	2117-27		2	4868604
1962	2119-35		2	4868607
1962	2167	4837894 RH		4837895 LH
1961-62	2337-39-47-67, 2537-39, 2639, 2837-39-47-67, 2947	SCREW, front door window glass run channel	2	4822426
1961-62	2167, 2337-39-47-67, 2537-39, 2639, 2837-39-47-67, 2947		2	4833563
1962	2167		2	4822429

10.707 MOLDING, FRONT DOOR WINDOW REVEAL

1961-62	2335-45-69	w/side wind. frame scalp mldg.	4810642 RH	4810643 LH
1961	2337	w/vent w/strip ret. & reveal mldg.	4810060 RH	4810061 LH
1961-62	2339-47-67, 2539, 2639, 2837-39-47-67, 2947		At vent 4810060 RH	4810061 LH
1961-62	2669, 2735		Front vertical 4810634 RH	4810635 LH
1961-62	2669, 2735		Upper 4810466 RH	4810467 LH
1961-62	2669, 2735		Rear vertical 4810642 RH	4810643 LH
1961-62	2117-27	MOLDING, w/Decor group	Upper 4833167 RH	4833168 LH
1961-62	2119-35	w/Decor group	Rear vertical 4806303 RH	4806304 LH
1961-62	2119-35	front door wind. frame scalp- w/Decor group	Upper 4806271 RH	4806272 LH
1961-62	2117-27	w/Decor group	Rear vertical 6279854 RH	6279855 LH
1961-62	2311	w/Decor group	Upper 4810464 RH	4810465 LH
1961-62	2311	w/Decor group	Rear vertical 4810630 RH	4810631 LH
1961-62	2311-35-45-69	w/Decor group	Front vertical 4810634 RH	4810635 LH
1961-62	2335-45-69	w/Decor group	Upper 4810466 RH	4810467 LH
1961	2335-45	w/Decor group	Rear vertical 4810644 RH	4810645 LH
1962	2347	w/Decor group	4810060 RH	4810061 LH

10.708 SCREW, FRONT DOOR WINDOW REVEAL MOLDING

1961	2337 (8.977)	w/vent w/strip retainer and reveal mldg. (8-18x3/8")	2	9415568
1961	2339-67, 2537-39, 2639, 2837-39-67 (8.977)	at vent (8-18x3/8")	2	9415568
1962	2339-47-67, 2639, 28, 2947 All	at vent	2	9417929

10.710 WEATHERSTRIP, DOOR WINDOW OUTER

1961-62	2117-27	frt. door wind. glass channel	4841413 RH	4841414 LH
1961	2119-35	frt. door wind. glass run channel (▲)	4827254 RH	4827255 LH
1961-62	2119-35	frt. door wind. glass run channel (▲▲)	4841411 RH	4841412 LH

1961-62	2311	4837450 RH	4837451 LH
1961-62	2311	w/Decor group	4837452 RH	4837453 LH
1961-62	2335-45-69	4819595 RH	4819596 LH
1961-62	2335-45-69	w/Decor group	4837466 RH	4837467 LH
1961	2337	front door glass run channel	4837456 RH	4837457 LH
1961-62	2337-47	with w/strip ret. & reveal mldg.	4837458 RH	4837459 LH
1961	2339, 2539, 2639, 2839	4837462 RH	4837463 LH
1961	2367, 2537, 2837-67	4837458 RH	4837459 LH
1961-62	2669, 2735	4837466 RH	4837467 LH
1962	2167	frt. door glass run channel	4843747 RH	4843748 LH
1962	2339, 2639, 2839	frt. door glass run channel	4859113 RH	4859114 LH
1962	2347-67, 2847-67, 2947	frt. door glass run channel	4859117 RH	4859118 LH
1961	2119-35	WEATHERSTRIP, front door window glass run	Inner	2 4836826
1961	2117-27	Inner	2 4835639
1961	2311	Inner	4818768 RH
1961	2335-45-69, 2669, 2735	Inner	4818770 RH
1961-62	2337-47-67, 2537, 2837-47-67, 2947	Inner	4817794 RH
1961-62	2339, 2539, 2639, 2839	Inner	4817796 RH
1962	2117	Inner	2 4834693
1962	2119-35	Inner	2 4870747
1962	2127-67	Inner	2 4835639
1962	2311	Inner	4870792 RH
1962	2335-45-69, 2669, 2735	Inner	4870790 RH

▲NOTE: 1st type-less stainless steel scalp
▲▲NOTE: 2nd type-w/stainless steel scalp

10.716 STOP-BUMPER-SUPPORT, DOOR WINDOW

1961-62	2337-39-47-67, 2537-39, 2639, 2837-39-47-67, 2947	STOP, front door window	Front	2 4833799
1961-62	2337-39-47-67, 2537-39, 2639, 2837-39-47-67, 2947	Rear	2 4818081
1962	2167	door window	2 4838019
1961-62	21 All	BUMPER, door window stop	4 4131052
1961	All exc. 21	front door window	2 4782199
1961-62	2339, 2539, 2639, 2839	rear door window	AR 4131052
1961-62	2335-45-69, 2669, 2735	rear door window stop	2 4767578
1962	2167, 23, 26, 27, 28, 2947 All	front door window	2 4782199
1961-62	21 All exc. 2167	SUPPORT, front door window bumper	2 4803231

10.721 WEATHERSTRIP, SIDE ROOF RAIL

1961	2337, 2537, 2837	4809496 RH	4809497 LH
1961-62	2339, 2539, 2639, 2839	4810362 RH	4810363 LH
1962	2347, 2847, 2947	4852927 RH	4852928 LH
1961-62	2339, 2539, 2639, 2839	MOLDING, body lock pillar w/strip ret. & reveal	4810286 RH	4810287 LH
1961-62	2337-39-47, 2537-39, 2639, 2837-39-47, 2947 (10.695)	FASTENER, side roof rail w/strip	2 4801268

10.728 GUIDE-BOLT, REAR DOOR WINDOW

1961	2339, 2539, 2639, 2839	GUIDE, rear door window (▲)	2 4814587
1961	2339, 2539, 2639, 2839	BOLT, rear door window guide (▲)	Center	2 4689522
1961	2339, 2539, 2639, 2839	PLATE, rear door wind. guide	Front	2 4835172
1961-62	2339, 2539, 2639, 2839	STRIP ASSY., rear door glass run channel inner.	Front and rear	4829131 RH
1961	2339, 2539, 2639, 2839	NUT, rear door window center guide (▲)	2 4690321
			PLATE (see Group 10.689 for use)	4835171

▲NOTE: 1st type on 1961 installation.

10.741 GLASS, REAR DOOR WINDOW

1961-62	2119	2	4803233
1961-62	2119	tinted	2	4803234
1961-62	2135	2	4803274
1961-62	2135	tinted	2	4803275
1961-62	2335-45, 2735	2	4812909
1961-62	2335-45, 2735	tinted	2	4812910
1961-62	2339, 2539, 2639, 2839	2	4813058
1961-62	2339, 2539, 2639, 2839	tinted	2	4813059
1961-62	2369, 2669	2	4812882
1961-62	2369, 2669	tinted	2	4812883

10.747 SASH CHANNEL, REAR DOOR WINDOW LOWER

1961	2119-35	4835635 RH	4835636 LH
1961	2335-45-69, 2669, 2735	4821792 RH	4821793 LH
1962	2335-45-69, 2669, 2735	4835668 RH	4835669 LH
1962	2119-35	4821798 RH	4821799 LH

10.748 CAM, REAR DOOR WINDOW REGULATOR LOWER (TO SASH CHANNEL)

1961-62	21 All	2	4804909
1961-62	2335-45, 2735	4809986 RH	4809987 LH
1961-62	2339, 2539, 2639, 2839	2	4809995
1961-62	2369, 2669	2	4838488
1962	2119-35	SCREW, rr. door lower sash channel cam	4	9412294

10.759 CHANNEL, REAR DOOR WINDOW GLASS RUN

1961	2119-35	2	4848918
1961-62	2335-45, 2735	Front	4818410 RH	4818411 LH
1961-62	2335-45, 2735	Rear	4819386 RH	4819387 LH
1961-62	2369, 2669	4818406 RH	4818407 LH
1962	2135	Rear	2 4868612
1962	2119	Rear	2 4848917
1961-62	21 All	RETAINER, rear door wind. glass run channel	Rear	2 4803387
1961-62	2335-45, 2735	(▲).....	Rear	4807934 RH
1961-62	2119-35	SCREW, rear door glass run channel rear ret.	2 4822427
1961-62	2335-45, 2735	rear door window glass run front channel	4 4822427
1961-62	2369, 2669	rear door window glass run channel	Rear	2 4822427

▲NOTE: Use with door less built in glass run channel rear retainer.

10.763 FRAME-ROLLER, REAR DOOR WINDOW

1961-62	2339, 2539, 2639, 2839	FRAME	Upper	2 4807809
1961-62	2339, 2539, 2639, 2839	Lower	4832191 RH
1961-62	2339, 2539, 2639, 2839	PIN, rear door window lower frame	Front	2 5711063
1961-62	2339, 2539, 2639, 2839	rear door window lower frame roller	Rear	2 4300999
1961-62	2339, 2539, 2639, 2839	ROLLER, rear door window lower frame-female	Front	2 5711061
1961-62	2339, 2539, 2639, 2839	rear door window lower frame-male	Front	2 5711062
1961-62	2339, 2539, 2639, 2839	rear door window lower frame	Rear	2 4305694
1961-62	2339, 2539, 2639, 2839	WASHER, rear door window frame front roller	2 4300998

10.764 WEATHERSTRIP, REAR DOOR WINDOW FRAME

1961-62	2339, 2539, 2639, 2839	Vertical	4810274 RH	4810275 LH
---------	------------------------	-------	-------	----------	------------	------------

10.765 SUPPORT, REAR DOOR WINDOW GUIDE FRONT CAM

1961-62	2339, 2539, 2639, 2839		4823924 RH	4823825 LH
---------	----------------------------------	--	------------	------------

10.769 PLATE, REAR DOOR WINDOW WEDGE

1961-62	2339, 2539, 2639, 2839	female	Front	2	4786096
1961-62	2339, 2539, 2639, 2839	female	Rear	2	4786093
1961-62	2339, 2539, 2639, 2839	male		4	4810710

10.772 MOLDING, REAR DOOR WINDOW SCALP

1961-62	2119	w/Decor group	Upper	4806175 RH	4806176 LH
1961-62	2135	w/Decor group	Upper	4806152 RH	4806153 LH
1961	21 All (10.707)	w/Decor group	Front vertical	4806304 RH	4806303 LH
1961-62	2119	w/Decor group	Rear vertical	4806305 RH	4806306 LH
1961	2135 (10.707)	w/Decor group	Rear vertical	4806303 RH	4806304 LH
1961-62	2335-45	w/Decor group	Upper	4810626 RH	4810627 LH
1961-62	2335-45, 2369	w/Decor group	Front vertical	4810617 RH	4810618 LH
1961-62	2335-45	w/Decor group	Rear vertical	4810613 RH	4810614 LH
1961-62	2369	w/Decor group	Upper	4810624 RH	4810625 LH
1961-62	2339, 2539, 2639, 2839	rear door window scalp	Inner	4810656 RH	4810657 LH
1961-62	2669	rear door window scalp	Upper	4810624 RH	4810625 LH
1961-62	2669, 2735	rear door window scalp	Front vertical	4810617 RH	4810618 LH
1961-62	2735	rear door window scalp	Upper	4810626 RH	4810627 LH
1961-62	2735	rear door window scalp	Rear vertical	4810613 RH	4810614 LH

10.774 WEATHERSTRIP, REAR DOOR WINDOW GLASS RUN

1961-62	2119-35		inner	2	4835638
1961-62	2119-35	-w/stainless steel scalp	Outer	2	4841415
1961	21 All	-less stainless steel scalp	Outer	2	4806137
1961	2335-45-69, 2669, 2735		Inner	2	4817439
1961-62	2335-45-69, 2669, 2735		Outer	2	4837468
1962	2335-45-69, 2669, 2735		Inner	2	4870921
1961	2339, 2539, 2639, 2839		Inner Front	4829131 RH	4829132 LH
1961-62	2339, 2539, 2639, 2839		Inner	4818502 RH	4818503 LH
1961	2339, 2539, 2639, 2839		Outer	2	4837469
1962	2339, 2639, 2839		Outer	4857470 RH	4857471 LH

10.777 WINDOW REGULATOR SWITCH PARTS

1961-62	All exc. 21	SWITCH, window regulator	(1 button)	AR	4723098
1961	All exc. 21		(4 button)	1	4723099
1961-62	All	BUTTON, window regulator switch-exc. 2 button		AR	4725913
1961	21 All	CIRCUIT BREAKER, elec. wind. reg.	Back door	1	4634948
1961-62	All exc. 21	CIRCUIT BREAKER & BRACKET, elec. wind. reg.		1	535862
1961-62	All	CLIP, switch retainer	4804539 RH		
1961-62	All	switch retainer	(4 button)	2	4804760 LH
1962	All exc. 21	frt. door wind-reg. switch ret.		2	4725914
1961-62	2335-39-45-69, 2539, 2639-69, 2735, 2839	COVER, rear door switch protector	(4 button)	2	4725793
1961-62	All	ESCUTCHEON, switch	(1 button)	AR	4825872
1961	All		(2 button)	1	4825875
1961-62	All		(4 button)	1	4825873
1961-62	All	PIN, door wind. reg. switch button	Front	4238389 RH	4238490 LH

1961	All		Rear	2	4238389
1961-62	All	REINFORCEMENT, frt. door trim pad	(4 button)	1	4722740
1961-62	2335-39-45-69, 2539, 2639-69, 2735, 2839	rear door trim pad	(1 button)	2	4722347
1962	2311-47-67, 2847-67, 2847-67, 2947	qtr. trim at wind. switch		2	4722347
1962	All exc. 21	RH door trim at wind. switch		AR	4722347
1961-62	All	RETAINER, wind. reg. switch escutcheon	(1 button)	AR	4722455
1961-62	All		(4 button)	1	4722741

10.783 REGULATOR, FRONT DOOR WINDOW (MANUAL)

1961-62	2117-27-67		4833976 RH		4833977 LH
1961-62	2119-35		4803353 RH		4803354 LH
1961-62	2311		4807292 RH		4807293 LH
1961-62	2335-45-69, 2669, 2735		4812814 RH		4812815 LH
1961-62	2337-47-67, 2537, 2837-47-67, 2947		4807294 RH		4807295 LH
1961-62	2339, 2539, 2639, 2839		4808370 RH		4808371 LH
1961-62	All	SCREW, door window reg. to inner panel		AR	4807377

10.783 REGULATOR AND PARTS, FRONT DOOR WINDOW (ELECTRIC)

1961	2311	REGULATOR, less motor	(4 button) 4308532 RH		4308533 LH
1961-62	2335-45-69, 2669, 2735	less motor	(4 button) 4308554 RH		4308555 LH
1961	2337-67, 2537, 2837-67	less motor	(4 button) 4308538 RH		4308539 LH
1961-62	2339, 2539, 2639, 2839	less motor	(4 button) 4308552 RH		4308553 LH
1962	2311-47-67, 2847-67, 2947	less motor	(4 button) 4308538 RH		4308539 LH
1961-62	All exc. 21	ARMATURE, door wind. elect. motor		AR	4904220
1962	2339, 2639, 2839	rear door wind. elec. motor		2	4905995
1961-62	All (10.150)	BRACKET, door wind. motor brush holder		AR	4904212
1961-62	All	BRUSH HOLDER, wind. reg. motor		AR	4905337
1961-62	All	CONDUIT, frt. door hinge pillar electric (4 button)	4822220 RH		4822221 LH
1961-62	All	FASTENER, frt. door hinge pillar elec. conduit		AR	4653672
1961-62	All	GEAR PKG., wind. reg. motor		AR	4900085
1961-62	All	MOTOR, wind. reg.- square type Front and rear	4905387 RH		4905388 LH
1962	2339, 2639, 2839	rear door wind. reg.-round type	4906089 RH		4906090 LH
1961-62	All	PLUG, window motor armature thrust- w/power window		AR	5098080
1961-62	2135	w/power back door window		2	5098080
1961-62	All	RETAINER, frt. door hinge pillar elec. conduit (4 button)		4	4827423
1961-62	All	SUPPORT, frt. door hinge pillar elec. conduit (4 button)		2	4822049
1961	All	SCREW, door wind. reg. to inner panel		AR	4807377
1961	2135	w/power back window		4	4807377
1961-62	All	WASHER, window motor armature plug		AR	5097480

10.791 REGULATOR, REAR DOOR WINDOW (MANUAL)

1961-62	2119-35		4803951 RH		4803952 LH
1961-62	2335-45, 2735		4839942 RH		4839943 LH
1961-62	2339, 2539, 2639, 2839		4833945 RH		4833946 LH
1961-62	2369, 2669		4839938 RH		4839939 LH

10.791 REGULATOR AND PARTS, REAR DOOR WINDOW (ELECTRIC)

1961-62	2335-45-69, 2669, 2735	REGULATOR, less motor	5711916 RH	5711917 LH
1961-62	2339, 2539, 2639, 2839	less motor	5711726 RH	5711727 LH
1961-62	2335-45-69, 2669, 2735	CONDUIT, rear door hinge pillar	4819732 RH	4819733 LH
1961	2339, 2539, 2639, 2839	center pillar electric-w/power wind.	4823941 RH	4823942 LH
1961-62	2335-45-69, 2669, 2735	GROMMET, rear door hinge pillar conduit	2	4813844
1961-62	2339, 2539, 2639, 2839	PLUG, rear door pillar conduit hole	2	4729219
1961	2335-45-69, 2669, 2735	GROMMET, rear door hinge pillar conduit	2	4813844
1961	2339, 2539, 2639, 2839	PLUG, rear door pillar conduit hole	2	4729219

10.792 CAM DOOR WINDOW REGULATOR UPPER (TO INNER PANEL)

1961-62	2117-27-67	front door	2	4667911
1961-62	2119-35, 2335-45-69, 2669, 2735	rear door	2	4803484
1961-62	2135	back door inner panel w/power back window	1	4803484
1961-62	2311-37-47-67, 2537, 2837-47-67, 2947	front door	2	4698278
1961-62	2335-39-45-69, 2539, 2639-69, 2735, 2839	front door	2	4810135
1961-62	2339, 2539, 2639, 2839	rear door	2	4812813
1961-62	2339, 2539, 2639, 2839	rear door-w/elec. wind. (4 button)	2	4803484
1961-62	2339, 2539, 2639, 2839	rear door Front	4813558 RH	4813559 LH
1961-62	2339, 2539, 2639, 2839	rear door Rear	4813232 RH	4813233 LH
1961-62	All (10.783)	SCREW, cam to inner panel	AR	4807377
1961-62	2135 (10.783)	back door inner panel cam to panel w/power back window	AR	4807377
1961-62	2339, 2539, 2639, 2839 (10.670)	STUD, rear door wind. reg. guide cam	4	4786424

10.797 HANDLE, DOOR WINDOW REGULATOR

1961-62	21-23 All	AR	4719607
1961	2735, 2839 Rear	2	4753531
1961	2537-39, 2639-69 Front	2	4753531
1961	2539, 2639-69 Rear	2	4776989
1961	2735, 28 All Front	2	4776989
1962	2639-69, 2735, 28 All, 2947	AR	4753531
1962	2339-47	w/trim 241-242-243-244-245	AR	4753531
1961-62	All (10.806)	SPRING, door wind. reg. handle escutcheon plate	AR	4566746

10.805 PLATE, INSIDE HANDLE BEARING

1961-62	All (10.515)	door window reg. handle (11/16" I.D.)	AR	4782769
---------	------------------------	---	----	---------

10.806 SPRING, WINDOW REGULATOR HANDLE

SPRING (See Groups 10.516, 10.666, 10.797 and 11.047 for use)	4566746
--	---------

10.997 HOSE, REAR QUARTER DRAIN

1961	2311-39-69, 2539, 2639-69, 2839	back window	2	4818105
------	--	-----------------------	---	---------

YEAR	MODEL	PART NAME	PART NO.	PER CAR	PART NO.
11.005 SASH CHANNEL, REAR QUARTER WINDOW UPPER					
1961	2337, 2537, 2837			2	4308227
1961-62	2367, 2867			2	4308388
1962	2167			2	5712446
1962	2347, 2847, 2947			2	5711800
11.007 SASH CHANNEL, REAR QUARTER WINDOW LOWER					
1961	2117-27			2	4836772
1961	2311		4835672 RH		4835673 LH
1961	2337, 2537, 2837	Front and lower	5712076 RH		5712077 LH
1961-62	2367, 2867	Front and lower	4308392 RH		4308393 LH
1962	2117-27			2	4871154
1962	2167	Front and lower	5712450 RH		5712451 LH
1962	2311		4821885 RH		4821886 LH
1962	2347, 2847, 2947	Front and lower	5711802 RH		5711803 LH
1961	2337, 2537, 2837	CAM, rear qtr. wind. lower sash channel		2	4810793
1962	2347, 2847, 2947			2	4839576
1961	2311 (10.747)	FILLER, rear qtr. wind. lower sash channel		AR	4831154
1962	2117-27 (10.685)	rear qtr. wind. lower sash channel		2	4854954
1961-62	2311 (10.763)	PIN, qtr. wind. lower sash channel roller		4	4300999
1961-62	2337-47, 2537, 2837-47, 2947			6	4301623
1961-62	2311 (10.763)	ROLLER, qtr. wind. lower sash channel		2	4305694
1962	2117-27			2	4865434
1961-62	2337-47, 2537, 2837-47, 2947	qtr. wind. lower sash channel		6	4813888
1961-62	2337-47, 2537, 2837-47, 2947 (10.687)	SCREW, rear qtr. wind. lower sash channel cam		4	9412294
11.008 CHANNEL, REAR QUARTER WINDOW DIVISION					
1961-62	2119	stationary	4811035 RH		4811036 LH
1961	2135	stationary	4810998 RH		4810999 LH
1961-62	2335-45, 2735	stationary	4814790 RH		4814791 LH
11.011 GLASS, REAR QUARTER WINDOW					
1961-62	2117-27			2	4836396
1961-62	2117-27	tinted		2	4836397
1961-62	2119			2	4805730
1961-62	2119	tinted		2	4805731
1961-62	2135			2	4806796
1961-62	2135	tinted		2	4806797
1961-62	2311			2	4811956
1961-62	2311	tinted		2	4811957
1961-62	2335-45, 2735			2	4807786
1961-62	2335-45, 2735	tinted		2	4807787
1961	2337, 2537, 2837			2	4813593
1961	2337, 2537, 2837	tinted		2	4813594
1961-62	2367, 2867			2	4810538
1961-62	2367, 2867	tinted		2	4810539
1962	2167			2	4845158
1962	2167	tinted		2	4845159
1962	2347, 2847, 2947			2	4839547
1962	2347, 2847, 2947	tinted		2	4839548

11.012 STOP-BUMPER, REAR QUARTER WINDOW GLASS

1961-62	2337-47, 2537, 2837-47, 2947	Upper	2	4813779
1961	2337, 2537, 2837	BUMPER Lower	2	4839530

11.013 BUMPER, REAR QUARTER WINDOW STOP

1961-62	2367, 2867		2	4665181
1961-62	2311		2	4815256
1962	2167		2	4814044
1961-62	2311	SUPPORT, rear qtr. wind. bumper-w/elec. window (4 button)	2	4815013

11.015 WEATHERSTRIP, REAR QUARTER WINDOW

1961-62	2117-27	Inner	2	4837067
1961-62	2117-27	Outer 4837065 RH		4837066 LH
1961-62	2311	Inner	2	4816239
1961-62	2311	Outer	2	4838870
1961	2337	sealing 4813408 RH		4813409 LH
1961	2337	sealing-with w/strip ret. & reveal mldg. 4812948 RH		4812949 LH
1961	2337, 2537, 2837	Inner 4813916 RH		4813917 LH
1961	2337, 2537, 2837	Outer 4838868 RH		4838869 LH
1961	2337, 2537, 2837	Upper corner 4813230 RH		4813231 LH
1961	2337, 2537, 2837	sash channel sealing Lower 5712336 RH		5712337 LH
1961	2337, 2537, 2837	at frame 4813406 RH		4813407 LH
1961-62	2367, 2867	Inner	2	4814582
1961	2367, 2867	Upper 5712494 RH		5712495 LH
1961-62	2367, 2867	Upper corner 4813876 RH		4813877 LH
1961-62	2367, 2867	at frame 4813921 RH		4813922 LH
1961	2537, 2837	sealing 4812948 RH		4812949 LH
1962	2167	Outer 4845120 RH		4845121 LH
1962	2167	Inner	2	5712638
1962	2167	lock pillar Upper corner 4845760 RH		4845761 LH
1962	2167	at frame 4846552 RH		4846553 LH
1962	2347, 2847, 2947	at frame 4838890 RH		4838891 LH
1962	2347, 2847, 2947	lock pillar Upper corner 4844237 RH		4844238 LH
1962	2347, 2847, 2947	Lower	1	4839968
1962	2347, 2847, 2947	sealing Inner 4839422 RH		4839423 LH
1962	2347, 2847, 2947	sealing Outer 4839490 RH		4839491 LH

11.021 CHANNEL, REAR QUARTER WINDOW GLASS RUN

1961-62	2117-27	Front	2	4864622
1961-62	2117-27	Rear	2	4837387
1961-62	2135	stationary 4810996 RH		4810997 LH
1961-62	2311	rear qtr. glass run 4815682 RH		4815683 LH

11.024 RETAINER, REAR QUARTER WINDOW GLASS CHANNEL

1961-62	2119-35	Upper AR		4833009
1961	2335-45, 2735	stationary Lower	4	4810777
1961-62	2335-45, 2735	stationary Upper AR		4810592
1961-62	2339, 2539, 2639, 2839	rear qtr. belt trim support	2	4759310
1962	2311	rear quarter belt trim support	2	4845693
1962	2335-45, 2735	stationary	3	4870770
1962	2369, 2669	rear quarter belt trim support	4	4845831

11.031 MOLDING, REAR QUARTER WINDOW REVEAL

1961-62	2117-27	Upper	4836970 RH	4836971 LH
1961-62	2117-27	w/Decor group	Upper 4836972 RH	4836973 LH
1961-62	2117-27	Front	4836814 RH	4836815 LH
1961-62	2117-27	w/Decor group	Front 4836856 RH	4836857 LH
1961-62	2119	Upper	4804380 RH	4804381 LH
1961-62	2119	w/Decor group	Upper 4804382 RH	4804383 LH
1961-62	2119	Front	4804376 RH	4804377 LH
1961-62	2119	w/Decor group	Front 4804378 RH	4804379 LH
1961-62	2135	Upper	4804790 RH	4804791 LH
1961-62	2135	w/Decor group	Upper 4829082 RH	4829083 LH
1961-62	2135	Front	4804794 RH	4804795 LH
1961-62	2135	w/Decor group	Front 4804796 RH	4804797 LH
1961	2135	Lower	4804928 RH	4804929 LH
1961-62	2135	rear body lock pillar scalp- w/Decor group	4824794 RH	4824795 LH
1961-62	2311	Upper	4808746 RH	4808747 LH
1961-62	2311	w/Decor group	Upper 4808748 RH	4808749 LH
1961-62	2311	Front	4810120 RH	4810121 LH
1961-62	2311	w/Decor group	Front 4810122 RH	4810123 LH
1961-62	2335-45	rear qtr. wind. scalp	Upper 4831962 RH	4831963 LH
1961-62	2335-45	w/Decor group	Upper 4808214 RH	4808215 LH
1961-62	2335-45	rear qtr. wind. scalp	Front 4808230 RH	4808231 LH
1961-62	2335-45	w/Decor group	Front 4808232 RH	4808233* LH
1961-62	2335-45	rear qtr. wind. scalp	Rear 4808216 RH	4808217 LH
1961-62	2335-45	w/Decor group	Rear 4808218 RH	4808219 LH
1961-62	2367, 2867		4838926 RH	4838927 LH
1961-62	2735	Upper	4808214 RH	4808215 LH
1961-62	2735	Front	4808232 RH	4808233 LH
1961-62	2735	Rear	4808218 RH	4808219 LH
1962	2127	Upper	4836970 RH	4836971 LH
1962	2127	w/Decor group	Upper 4836972 RH	4836973 LH
1962	2127	Front	4836814 RH	4836815 LH
1962	2127	w/Decor group	Front 4836856 RH	4836857 LH
1961-62	21 All	CLIP, rear qtr. wind. upper reveal mldg.		6 6278594
1961	2117	rear qtr. belt reveal mldg.		8 4842254
1961-62	2117-27	rear qtr. wind. reveal mldg. front		4 4808501
1961-62	2135	rear qtr. wind. upper reveal mldg.		4 4808501
1961-62	2135	rear qtr. wind. front reveal mldg.		4 6278594
1961-62	2311	rear qtr. wind. front reveal mldg.		6 4815673
1961-62	2335-45, 2735	rear qtr. wind. scalp upper mldg.		8 4816173
1961-62	2335-45, 2735	rear qtr. wind. scalp rear mldg.		6 4816173
1961-62	2339, 2539, 2639, 2839	rear qtr. belt reveal mldg.		4 4814614
1962	2117	rear qtr. wind. belt reveal mldg.		8 4816127
1962	2119-27	rear qtr. wind. front reveal mldg.		4 4808501
1962	2119-27-35	rear qtr. wind. upper reveal		6 6278594
1962	2311-39-69, 2669	rear qtr. belt reveal mldg.		AR 4841989
1962	2347, 2847, 2947	rear qtr. belt reveal mldg.	Rear	2 4845412
1962	2347, 2847, 2947	rear qtr. belt reveal mldg.	Center	2 4845914
1962	2347, 2847, 2947	rear qtr. belt reveal mldg.	Front	2 4846059
1961-62	2311	NUT, rear qtr. wind. upper scalp mldg.		8 9415936
1961-62	2311	SCREW, rear qtr. wind. upper scalp mldg.		8 4842189
1962	2335-45, 2735	rear qtr. upper and rear scalp mldg.		AR 4842189
1961-62	2335-45, 2735 (10.708)	rear qtr. wind. front scalp mldg.		4 4799768

11.040 GUIDE, REAR QUARTER WINDOW

1961-62	2117-27	Front	4836940 RH	4836941 LH
1961-62	2117-27		Rear	2 4836960
1961-62	2311	w/power wind.	Front 4808502 RH	4808503 LH

1961-62	2311	exc. power wind.	4846162 RH	4846163 LH
1961-62	2311		Rear	2 4808513
1961	2337, 2537, 2837		Front 4840188 RH	4840189 LH
1961	2337, 2537, 2837		Rear 4808196 RH	4808197 LH
1961-62	2367, 2867		4813570 RH	4813571 LH
1962	2167		4845222 RH	4845223 LH
1962	2347, 2847, 2947		Front 4852880 RH	4852881 LH
1962	2347, 2847, 2947		Rear 4852877 RH	4852878 LH
1961-62	2167, 2367, 2867 . . . (10.792)	STUD, rear qtr. wind. guide	Center	2 4786425
1961	2367, 2867 . . . (10.792)	rear qtr. wind. frt. guide	Upper	4 4786425
1962	2347, 2847, 2947 . . . (10.792)	rear qtr. wind. frt. guide	Upper and lower	8 4786425
1961	2367, 2867	SCREW, rear qtr. wind. guide	Lower	2 4822429

11.041 REGULATOR, REAR QUARTER WINDOW (MANUAL)

1961-62	2117-27		4836102 RH	4836103 LH
1961-62	2311		4807916 RH	4807917 LH
1961	2337, 2537, 2837		4807780 RH	4807781 LH
1961-62	2367, 2867		4806794 RH	4806795 LH
1962	2167		4843712 RH	4843713 LH
1962	2347, 2847, 2947		4839384 RH	4839385 LH

11.041 REGULATOR, REAR QUARTER WINDOW (ELECTRIC)

1961-62	2311	less motor	4308260 RH	4308261 LH
1961	2337, 2537, 2837	less motor	4309192 RH	4309193 LH
1961-62	2367, 2867	less motor (4 button)	4309372 RH	4309373 LH
1962	2347, 2847, 2947	less motor	5711810 RH	5711811 LH
1961-62	2311-37-47-67, 2537, 2837-47-67, 2947 . (10.783)	MOTOR, rear qtr. wind. reg.- square type	4905387 RH	4905388 LH
1961-62	2311-37-47-67, 2537, 2837-47-67, 2947 . (10.783)	ARMATURE, rear qtr. wind. reg.-w/square type motor	2	4904220
1961	2311-37-67, 2537, 2837-67 (10.150)	BRACKET, rear qtr. wind. motor brush plate mtg.	2	4904212
1962	2311-47-67, 2847-67, 2947 (10.150)	rear qtr. wind.	4	4904212
1961-62	2311-37-47-67, 2537, 2837-47-67, 2947 . (10.783)	BRUSH HOLDER, rear qtr. wind. motor	2	4905337
1961	2311-37, 2537, 2837	COVER, rear qtr. switch protector	2	4728428
1961-62	2311-37-47, 2537, 2847, 2947 (10.783)	GEAR PKG., rear qtr. wind. reg. motor	2	4900085
1961-62	2367, 2867		2	5099592
1961-62	2311-37-47-67, 2537, 2837-47- 67, 2947	GROMMET, rear qtr. window motor lead wire (4 button)	2	4652537
1961-62	2311-47-67, 2537, 2837-47-67, 2947 (10.777)	PIN, rear qtr. wind. switch button	2	4238389
1961-62	2367, 2867 (12.195)	PLATE AND BUSHING, rear qtr. wind. reg. sector . .	2	4232451
1961	2537, 2837-67 (10.777)	REINFORCEMENT, rear qtr. trim pad	2	4722347
1962	2311-47-67, 2847-67, 2947 (10.783)	SCREW, rear qtr. wind.-reg. motor	2	5096732

11.043 CAM, REAR QUARTER WINDOW REGULATOR

1961-62	2117-27	rear qtr. wind. lower sash channel	2	4836722
1961	2117-27	SCREW, qtr. wind. lower sash channel cam	4	4783855
1962	2127	rear qtr. wind. lower sash channel cam	4	4783855

11.044 HANDLE - SPRING, REAR QUARTER WINDOW REGULATOR

1961-62	2117-27,				
	2311-47-67 (10.797)	2	4719607	
1961-62	2537, 2837-47-67, 2947 (10.797)	2	4753531	
1962	2347 (10.797)	w/trim 242-242-243-244-245	2	4753531	
1961	2311 (10.806)	SPRING, rear qtr. wind. reg. handle-emergency use . .	2	4566746	

11.047 PLATE, REAR QUARTER WINDOW REGULATOR HANDLE

1961-62	All (10.515)	inside handle bearing	AR	4782769	
1961-62	2167, 2367, 2867 . . . (10.806)	SPRING, rear qtr. wind. escutcheon	2	4566746	
1961	2117-27, 2311 (10.517)	WASHER, rear qtr. wind. reg. spindle	2	6278230	
1961	2337, 2537, 2837 . . . (10.517)	qtr. wind. reg. handle	2	6728230	
1961-62	2167, 2367, 2867	rear qtr. wind. reg.-rubber	2	4625899	
1962	2127, 2347, 2847, 2947 (10.517)	rear qtr. wind. reg. spindle	2	6278230	
1962	2347, 2847, 2947 . . . (10.806)	rear qtr. wind. reg. spindle (Emer.)	2	4566746	

11.052 HINGE, REAR QUARTER WINDOW

1961	2367, 2867	female	4812917 RH	4812918 LH
1962	2167, 2367, 2867	female	4846942 RH	4846943 LH

11.054 PLATE, REAR QUARTER WINDOW HINGE ADJUSTING

1961-62	2167, 2367, 2867	4814607 RH	4814608 LH
---------	----------------------------	-------	------------	------------

11.057 BOLT-STUD, REAR QUARTER WINDOW HINGE PIVOT

1961	2367, 2867	BOLT, female hinge pivot	2	4823291
1962	2167, 2367, 2867	2	4848446
1961	2367, 2867	STUD, female hinge pivot	4	4557324
1962	2167, 2367, 2867	4	4848447

11.119 MOLDING, REAR QUARTER WINDOW GARNISH

1961	2119	prime	Rear	4804356 RH	4804357 LH
1961-62	2119	Front	4791902 RH	4791903 LH
1961-62	2117-27	Front vertical	4857356 RH	4857357 LH
1961-62	2117-27	Upper	4857354 RH	4857355 LH
1961-62	2117-27	Front	4857370 RH	4857371 LH
1961-62	2127	Rear	4857376 RH	4857377 LH
1961-62	2135	Front	4807246 RH	4807247 LH
1961-62	2135	Rear	4807416 RH	4807417 LH
1961	2311	4817320 RH	4817321 LH
1961	2335-45, 2735	Front	4815784 RH	4815785 LH
1961	2335-45, 2735	painted	Upper	4821700 RH	4821701 LH
1962	2119	prime	Rear	4857372 RH	4857373 LH
1962	2311	painted	Upper	4855360 RH	4855361 LH
1962	2311	Front	4856660 RH	4856661 LH
1962	2335-45, 2735	Front	4856422 RH	4856423 LH
1962	2335-45, 2735	painted	Upper	4870846 RH	4870847 LH
1961	2119	CLIP, rear qtr. belt rear mldg.			2 4809876
1961-62	2119-35	SUPPORT, rear qtr. belt mldg.		4806221 RH	4806222 LH

11.120 MOLDING, BACK WINDOW GARNISH

1961-62	2117	Upper	4857358 RH	4857359 LH
1961-62	2119	Upper center	1 4857351	
1961-62	2119	Upper side	4857352 RH	4857353 LH
1961-62	2127	Side	4857364 RH	4857365 LH
1961-62	2127	Upper	4857360 RH	4857361 LH
1961	2311-69, 2669	Upper	4818028 RH	4818029 LH
1961	2311	Side	4819326 RH	4819327 LH
1961	2337, 2537	Upper	4815710 RH	4815711 LH
1961	2337, 2537	Side	4818390 RH	4818391 LH
1961	2339, 2539, 2639	Upper	1 4829908	
1961	2339, 2539, 2639	Side	4829924 RH	4829925 LH
1961	2369, 2669	Side	4815218 RH	4815219 LH
1961	2837	Upper	4808697 RH	4808698 LH
1961	2837	Side	4809264 RH	4809265 LH
1961-62	2839	Upper	1 4847853	
1961-62	2839	Side	4829892 RH	4829893 LH
1962	2311-69, 2669	Upper	1 4856601	
1962	2311-69, 2669	Side	4856578 RH	4856579 LH
1962	2339, 2639	Side	4856640 RH	4856641 LH
1962	2339, 2639	Upper	1 4857123	
1962	2347		4857054 RH	4857055 LH
1962	2847, 2947		4838822 RH	4838823 LH

11.128 SCREW, WINDOW GARNISH MOLDING (SHEET METAL)

1961	2117-27-35	(8.977)	rear qtr. wind. upper mldg.	AR	9414754
1961	2117-27-35	(8.977)	rear qtr. wind. front mldg.	4	9414754
1961	2119	(8.977)	back wind. upper side	2	9414754
1961	2117-27	(10.056)	back wind.	Upper AR	9414753
1961	2127	(10.056)	back wind. side	AR	9414753
1961	2135	(8.977)	back door wind. lower garnish mldg. -w/power back wind.	Outer 2	9414756
1961	2135		back door wind. lower garnish mldg. -w/power back wind. (▲)	Inner AR	9414751
1961	2135		back door wind. lower garnish mldg. -w/power back wind. (▲▲)	Inner 3	4843386
1961	2311-69	(8.977)	back wind.	AR	9414756
1961-62	2311-69, 2669	(8.977)	back wind. side garnish mldg.	Lower 4	9414754
1961	2337-69, 2537, 2837	(8.977)	back wind.	AR	9414756
1961-62	2135	(10.056)	back door wind.-w/power back wind.	Upper AR	9414753
1961-62	2335-45, 2735	(10.056)	rear qtr. wind.	Front 4	9414753
1961-62	2335-45, 2735		rear qtr. wind.	Upper 6	9414755
1961-62	2135	(10.056)	back door wind.-w/power back wind.	Side AR	9414753
1961	All	(8.977)	back wind.	AR	9414757
1961	2337, 2537, 2837	(8.977)	back wind. side	Lower 4	9414754
1961-62	2339, 2539, 2639, 2839	(8.977)	back wind. side and upper garnish mldg.	AR	9414754
1962	2117-27		back wind. garn. mldg.	Upper AR	9414753
1962	2117	(8.977)	qtr. wind. lower.	Center and side AR	9414754
1962	2117	(8.977)	back wind.	Upper AR	9414754
1962	2119	(10.056)	back wind. center mldg.	Upper 5	4846616
1962	2119	(10.056)	back wind.	Upper side 2	4846616
1962	2167		rear qtr. wind. belt mldg.	4	4843269
1962	2167		rear qtr. wind. belt mldg.	Front 2	9415944
1962	23, 26, 29 All		w/shield lower mldg.	AR	9414756
1962	2311		rear qtr. wind. upper and front mldg.	AR	9414756
1962	2335-45, 2735	(10.056)	end gate wind. opening mldg.	AR	9414753
1962	2347, 2847, 2947		back wind. garnish mldg.	9	9414755

▲NOTE: 1st type-use w/mldg. and w/strip inner which clips to inner panel

▲▲NOTE: 2nd type-use w/mldg. which has w/strip inner stapled to mldg.

11.175 PLATE, FRONT DOOR SILL

1961-62	2117-27-67	4833794 RH	4833795 LH
1961-62	2119-35	4807830 RH	4807831 LH
1961-62	2311-37-47-67, 2537, 2837-47-67, 2947	4808694 RH	4808695 LH
1961-62	2335-39-45-69, 2539, 2639-69, 2735, 2839	4808634 RH	4808635 LH
1961-62	21 All	SCREW, door sill plate to rocker panel	AR 9415633

11.176 SUPPORT, DOOR OPENING CARPET

1961-62	2119-35	Front 4839563 RH	4839564 LH
1961	2119-35	Rear 4803786 RH	4803787 LH
1961-62	2117-27	4821016 RH	4821017 LH
1961-62	2311-37-47-67, 2537, 2837-47-67, 2947	Front 4800898 RH	4800899 LH
1961-62	2335-45-69, 2669, 2735	Front 4794455 RH	4794456 LH
1961-62	2335-45-69, 2669, 2735	Rear 4794492 RH	4794493 LH
1961-62	2339, 2539, 2639, 2839	4840032 RH	4840033 LH
1962	2167	Front 4838294 RH	4838295 LH
1961-62	2339, 2539, 2639, 2839	Rear 4794494 RH	4794495 LH
1961	2117-27	EXTENSION, door opening carpet support	4831828 RH	4831829 LH
1961-62	2311	frt. door opening carpet support	4800900 RH	4800901 LH

11.179 PLATE, REAR DOOR SILL

1961-62	2119-35	4808188 RH	4808189 LH
1961-62	2335-39-45-69, 2539, 2639-69, 2735, 2839	4809746 RH	4809747 LH

11.204 GLASS, BACK WINDOW

1961-62	2117	1	4833142
1961-62	2117	tinted	1	4833143
1961-62	2127	1	4830544
1961-62	2127	tinted	1	4830545
1961-62	2119	1	4800422
1961-62	2119	tinted	1	4800423
1961	2311-69, 2669	1	4804021
1961	2311-69, 2669	tinted	1	4804022
1961	2337, 2537, 2837	1	4804674
1961	2337, 2537, 2837	tinted	1	4804675
1961-62	2339, 2539, 2639, 2839	1	4804354
1961-62	2339, 2539, 2639, 2839	tinted	1	4804355
1961	2367, 2867	plastic	1	4819099
1962	2311-69, 2669	1	4829089
1962	2311-69, 2669	tinted	1	4829090
1962	2347, 2847, 2947	1	4831030
1962	2347, 2847, 2947	tinted	1	4831031

11.207 CHANNEL, BACK WINDOW GLASS (RUBBER)

1961-62	2117	1	4838494
1961-62	2119	1	4858568

1961-62	2119	w/back wind. reveal mldg.	1	4812888
1961-62	2127	1	4836191
1961-62	2127	w/back wind. reveal mldg.	1	4836190
1961	2311-69, 2669	1	4813350
1961	2337, 2537, 2837	1	4814808
1961-62	2339, 2539, 2639, 2839	1	4813540
1962	2311-69, 2669	1	4838521
1962	2347, 2847, 2947	1	4843396

11.208 MOLDING, BACK WINDOW REVEAL

1961-62	2117	Upper	4834638 RH	4834639 LH
1961	2117	Lower	4837435 RH	4837436 LH
1961-62	2119	w/Decor group	Upper	4803744 RH	4803745 LH
1961-62	2119	w/Decor group	Side	4803711 RH	4803712 LH
1961-62	2119	w/Decor group	Lower	1 4803714
1961-62	2127	w/Decor group	Upper	4836138 RH	4836139 LH
1961-62	2127	w/Decor group	Lower	4834814 RH	4834815 LH
1961-62	2127	w/Decor group	1 4834699
1961	2311-69	1st type-less gutter drain	Side	4808210 RH	4808211 LH
1961	2311-69	2nd type-w/gutter drain	Side	4839347 RH	4839348 LH
1961	2311-69	w/Decor group	Side	4821037 RH	4821038 LH
1961	2311-69	w/Decor group	Upper side	4810470 RH	4810471 LH
1961	2311-69	w/Decor group	Lower side	4810232 RH	4810233 LH
1961	2311-69	w/Decor group	Upper center	1 4809786
1961	2311-69, 2669	Lower center	1 4842160
1961	2337, 2537, 2837	Upper	4808114 RH	4808115 LH
1961	2337, 2537, 2837	Lower	4807728 RH	4807729 LH
1961-62	2339	Side	4808206 RH	4808207 LH
1961-62	2339	w/Decor group	Side	4808208 RH	4808209 LH
1961-62	2339	Lower	1 4808764
1961-62	2339	w/Decor group	Lower	1 4808765
1961-62	2339, 2539, 2639, 2839	Upper	1 4808449
1961-62	2539, 2639, 2839	Side	4808208 RH	4808209 LH
1961-62	2539, 2639, 2839	Lower	1 4808765
1961	2669	Side	4821037 RH	4821038 LH
1961	2669	Upper side	4810470 RH	4810471 LH
1961	2669	Upper center	1 4809786
1961	2669	Lower side	4810230 RH	4810231 LH
1962	2117	Lower	4867820 RH	4867821 LH
1962	2311-69, 2669	Upper	4841990 RH	4841991 LH
1962	2311-69, 2669	Lower	4841992 RH	4841993 LH
1962	2347, 2847, 2947	Upper	4838508 RH	4838509 LH
1962	2347, 2847, 2947	Lower center	1 4839944
1961-62	2117	NUT, back wind. lower reveal mldg.	7 4839919
1961	2117	WASHER, back wind. lower reveal mldg.	7 4839921
1962	2117	7 4871098

11.209 CLIP, BACK WINDOW REVEAL MOLDING

1961-62	2117, 2339, 2539, 2639, 2839	upper and lower reveal	AR	4657731
1961	2337, 2837	lower corner reveal	2	4801008
1961	2311-69	upper center-w/Decor group	6	4816048
1961	2311-69, 2669	lower side reveal	4	4814018
1961	2311-69, 2669	lower center reveal	7	6282639
1961	2337, 2537, 2837	lower reveal	2	4810792
1961	2337, 2537, 2837	lower reveal	Front	2 4831106
1961	2337, 2537, 2837	lower reveal inner	10	4657731

1961	2337, 2537, 2837	.. (10.096)	lower reveal inner (Emergency use)	AR	4846023
1961	2337, 2537, 2837		upper and lower reveal	AR	4657731
1961-62	2339, 2639, 2839		side reveal	Upper	2 4813846
1961-62	2339		side reveal-w/Decor group	Lower	2 4813846
1961-62	2339		lower reveal-w/Decor group		7 4815455
1961-62	2339		lower reveal-w/Decor group	Outer	2 4814019
1961	2539, 2639, 2839		lower reveal		7 4815455
1961-62	2539, 2639, 2839		lower reveal	Outer	2 4814019
1961	2669		upper center reveal		6 4816048
1962	2311-69, 2669		upper and lower reveal	AR	6282639
1962	2311-69, 2669		upper reveal	Outer	2 4853769
1962	2347, 2639, 2839-47, 2947		back wind. lower reveal	AR	4815455
1962	2347, 2847, 2947		upper and lower	Center	AR 4657731
1962	2347, 2847, 2947		back wind. side		4 4657731

11.358 PANEL ASSY., FRONT SEAT BACK (LESS TRIM)

1961	2117	w/bucket seats	Lower corner	6277632 RH	4860761 LH
1961	2127	Lower corner	6277632 RH	4860761 LH
1961-62	2311-37-47-67, 2537,		Upper	4794462 RH	4794463 LH
	2837-47-67, 2947		Lower corner	4794453 RH	4794454 LH
1961-62	2311-37-47-67, 2537, 2947		Upper	1 4794428	
1961-62	2335-39-45-69, 2539, 2639-69,		Outer side	4807484 RH	4807485 LH
	2735, 2839		w/bucket seats	2 4754448	
1961-62	2735, 28 All		Lower corner	6277632 RH	4860761 LH
1961	2867	driver back outer corner-w/bucket seats	1 4860761	
1962	2117-27-67	driver back inner corner-w/bucket seats	1 6277632	
1962	2117-67, 2867, 2947	passenger back outer corner-w/bucket seats	1 6277632	
1962	2117-67, 2867, 2947	passenger back inner corner-w/bucket seats	1 4860761	
1962	2117-67, 2867, 2947	COVER, seat back outer.	Lower inner 4807568 RH	4807569 LH
1961-62	2837-47-67	NUT, seat back	Outer side	4 445434	
1961	2735, 28 All				

11.360 PANEL ASSY., CENTER SEAT AND FLOOR

NOTE: See group 12.975 for parts formerly listed in this group.

11.362 PANEL ASSY., FRONT SEAT SIDE

1961-62	2335-39-45-69, 2539, 2639-69		seat bottom rear corner trim	4806017 RH	4806018 LH
1961-62	2735, 28 All		Side 4807492 RH	
1961-62	2735, 28 All		w/manual seat adj.	Side	4807493 LH
1961-62	2735, 28 All		w/6 way electric seat adj.	Side	4808241 LH
1961-62	21 All		COVER, seat side protector	4809571 RH	4809572 LH
1961	2867	FRAME AND PANEL, driver's seat bottom-w/bucket seats		1 4819376
1961-62	2837-47-67	RETAINER, front seat back outer trim	Lower 4757694 RH	4757695 LH
1961-62	2335-45, 2735	SUPPORT, seat back protector panel	Upper	4 4742349
1961-62	2335-45, 2735	seat back protector panel	Lower	4 4756749
1961-62	2735, 2837-39-47-67	seat back side panel	Upper 4807556 RH	4807557 LH
1961-62	2735, 2837-39-47-67	seat back side panel	Rear 4806020 RH	4806021 LH
1961-62	2735, 2839	seat back side panel	Lower front	2 4808549
1961-62	2735, 2839	seat back outer panel	Lower rear	2 4809509

11.370 MOLDING, REAR FLOOR FINISHING

NOTE: See group 12.976 for parts formerly listed in this group.

11.370 STRIP, FLOOR BOARD SKID

NOTE: See group 12.976 for parts formerly listed in this group.

11.375 SUPPORT-COVER, FRONT SEAT HINGE SIDE

1961	2867	SUPPORT, passenger and driver seat bottom hinge-w/bucket seats	4	4742352
1961	2867	passenger seat bottom frame-w/bucket seats	1	4794653
1961	2867	w/bucket seats	1	4794746
1961	2867	w/bucket seats	1	4813125
1961	2867	passenger seat frame inner rear-w/bucket seats	1	4813475
1961	2867	driver seat bottom frame-w/bucket seats	1	4813126
1962	2167	passenger seat to floor-w/bucket seats	1	4844259
1962	2167	passenger seat to floor-w/bucket seats	1	4844258
1962	2167	passenger seat to floor-w/bucket seats	1	4844130
1962	2167	passenger seat to floor-w/bucket seats	1	4844127
1962	2867, 2947	driver seat bottom inner trim-w/bucket seats	1	4862733
1962	2867, 2947	passenger seat bottom inner trim-w/bucket seats	1	4862732
1961	2127	COVER, frt. back outer hinge arm-green	4842146 RH	4842147 LH
1961	2127	blue	4842148 RH	4842149 LH
1961-62	2127	maroon	4842150 RH	4842151 LH
1961	2127	fawn	4842152 RH	4842153 LH
1961	2311-37, 2537	grey	4826336 RH	4826337 LH
1961	2311-37-67, 2537	blue	4826338 RH	4826339 LH
1961	2311-37-67, 2537	green	4826340 RH	4826341 LH
1961	2311-37-67, 2537	fawn	4826342 RH	4826343 LH
1961-62	2337-47-67, 2537	maroon	4842130 RH	4842131 LH
1961	2367	silver	4827496 RH	4827497 LH
1961	2367	green	4850040 RH	4850041 LH
1961	2367	blue	4850042 RH	4850043 LH
1961	2367	maroon	4850044 RH	4850045 LH
1961	2367	fawn	4850046 RH	4850047 LH
1962	2117	green	4860640 RH	4860641 LH
1962	2117	aqua	4860642 RH	4860643 LH
1962	2117-67	blue	4860638 RH	4860639 LH
1962	2117-67	maroon	4860628 RH	4860629 LH
1962	2117-67	fawn	4860636 RH	4860637 LH
1962	2127	blue	4860694 RH	4860695 LH
1962	2127	fawn	4860698 RH	4860699 LH
1962	2311-47-67	aqua	4853240 RH	4853241 LH
1962	2311-47-67	blue	4853242 RH	4853243 LH
1962	2311-47	green	4853244 RH	4853245 LH
1962	2311-47-67	fawn	4853246 RH	4853247 LH
1962	2947	saddle	4865144 RH	4865145 LH
1961-62	2117-27-67, 2311-37-47-67, 2537, 2947	FASTENER, front seat back outer hinge arm cover	2	6281339
1961-62	2117-27-67	PLATE, front seat bottom inner hinge cover	1	6277303
1961-62	2311-37-47-67, 2537, 2837-47-67, 2947	front seat bottom frame center hinge cover	1	4794468
1961	2867	w/bucket seats	2	4751993
1961	2117	RETAINER, passenger and driver's seat frame to outer bar	2	6280454
1961	2311-37-67, 2537, 2837-67	seat back to hinge pin-w/hinge cover	2	4714626
1961-62	2127	front seat back to ext. pin	2	4714626
1962	2167	frt. seat back frame to ext. pin	2	6278900
1962	2117-67, 2867, 2947	passenger and driver seat frame to outer bar-w/bucket seats	2	6280454
1962	2117-67, 2867, 2947	passenger and driver seat back inner to hinge pin-w/bucket seats	2	4630023
1962	2117-67	frt. seat back frame to ext. pin	2	6280454
1962	2311-47-67, 2847-67, 2947	frt. seat back frame to hinge pin	2	4714626
1961	2117-27-35, 2311-37-67, 2537	WASHER, front seat back frame outer bar	2	4840769

11.380 FOLDING SEAT PARTS

NOTE: See groups 11.620 and 12.977 for parts formerly listed in this group.

11.381 BUMPER SEAT

1961	2117-27	front seat back	Side	2	6279853
1961	2127	front seat back	Center	AR	6279839
1961	2135	center seat back-on wheelhouse		1	4767527
1961	2135	fldg. second seat back-on wheelhouse	4833029 RH		
1961-62	2135	rear filler panel-on floor		4	4587944
1961	2311-37-47-67, 2537, 2837-47-67, 2947	frt. seat back	Side and center	4	4805700
1961-62	2335-45, 2735	fldg. second seat back		2	4767527
1961	2335, 2735	luggage compt. rear panel-snap in type		2	4819526
1961-62	2335, 2735	luggage compt. rear panel-screw on type		2	4843789
1961-62	2335, 2735 (12.212)	luggage compt. frt. panel		2	4687558
1961-62	2335, 2735 (12.212)	luggage compt. rear panel stop		2	4687558
1961-62	2335-45, 2735 (12.212)	rear filler panel-on floor		4	4767559
1961-62	2335-45, 2735 (12.212)	rear floor filler panel on floor-w/split back second seat		1	4767555
1961-62	2335-45, 2735	fldg. second seat back w/split back second seat		2	4835431
1961-62	2345	folding third seat cushion-on seat		2	4114321
1961-62	2345	fldg. third seat cushion-on floor	(1/4" hole)	2	4587944
1961-62	2345	fldg. third seat cushion-on floor	(3/8" hole)	2	4577563
1961-62	2345 (12.212)	fldg. third seat back-on floor		2	4687558
1961	2867	frt. seat back-w/bucket seats		4	4673566
1962	2117-67, 2867, 2947	passenger and driver-w/bucket seats		4	6279853
1962	2167	front seat back	Side	2	6279853
1962	2117-27-67	front seat back	Outer	AR	6279839
1962	2117-27	front seat back	Side	AR	6279839
1962	2135	fldg. second seat back-on wheelhouse	4833029 RH		4767527 LH
1962	2335-45, 2735	fldg. second seat back-on wheelhouse			4868380 LH
1962	2335-45, 2735	fldg. second seat back-on striker		1	4870582
1961	2117-27	WASHER, frt. seat back step	Side and center	4	4728832
1961	2311-37-47-67, 2537, 2837-47-67, 2947	frt. seat back stop		4	4638046
1961	2335-45	w/split back front seat		4	4638046
1962	2117-27-67	front seat back stop		4	4868333
1962	2117-67, 2867, 2947	w/bucket seats		4	4868333

11.419 CLIP - SPRING HELICAL TIE WIRE

1961	All			AR	4562491
------	-----	--	--	----	---------

11.556 ELECTRIC SEAT ADJUSTER PARTS

NOTE: See group 13.095 for Seat Adjuster Relay.

1961-62	All	ACTUATOR, seat adjuster-horizontal		2	5711093
1961	All	MOTOR, seat adjuster-horizontal and vertical-w/6 way seat adj.		1	5045228
1962	All	seat adjuster-horizontal and vertical		1	5045244
1962	2867, 2947	drivers seat adj.-w/bucket seats & 2 way seat adj.		1	5045321
1961-62	All exc. 21 (10,777)	CIRCUIT BREAKER, seat adjuster		1	535862
1961-62	All	DOG, seat adj. trans. clutch shaft-w/6 way seat adj.		3	5711126
1961-62	All	GEAR, seat adj. trans. drive-w/6 way seat adj.		1	5711125
1961-62	All	seat adj. trans. rear vertical-w/6 way seat adj.		1	5711129
1961-62	All	seat adj. trans. front vertical-w/6 way seat adj.		1	5711128
1961-62	All	seat adj. trans. horizontal-w/6 way seat adj.		1	5711128
1961-62	All	PAD, seat adj. trans. support-rubber-w/6 way seat adj.		1	5711115
1961-62	All	PLUNGER, seat adj. trans. clutch shaft-w/6 way seat adj.		3	4306361
1961-62	All	SHAFT, seat adj. trans. clutch-w/6 way seat adj.		3	4305871
1961-62	All	SPRING, seat adj. trans. clutch shaft-w/6 way seat adj.		3	5711127

1961-62	All	SUPPORT, seat adj. motor	1	4309107
1962	2867, 2947	driver's seat adj. motor-w/bucket seats & 2 way seat adj.	1	4872686
1961-62	All	SCREW, seat adj. trans. support-w/6 way seat adj.	2	5712080
1961-62	All	TRANSMISSION, w/6 way seat adj.	1	4810748
1961-62	All	WASHER, seat adj. trans. driving gear thrust-6 way seat adj.	2	4307436
1961	All	seat adj. trans. support-w/6 way seat adj.	2	4304829
1961-62	All	seat adj. trans. clutch shaft w/6 way seat adj.	3	4306371
1961	All	seat adj. trans. drive gear-curved-w/6 way seat adj.	1	4307421

11.558 ELECTRIC SEAT ADJUSTER SWITCH PARTS

1961-62	All	BAR AND HORIZONTAL BUTTON ASSY., seat adj. switch rocker-w/6 way seat adj.	1	4305679
1961-62	All	BASE, seat adj. switch-w/6 way seat adj.	1	4305742
1961-62	All	BUTTON, seat adj. switch-vertical-w/6 way seat adj.	2	4303440
1962	2867, 2947	seat adj. switch-w/bucket seats & 2 way seat adj.	1	4305852
1961-62	All	CAF, seat adj. switch vert. button-w/6 way seat adj.	2	4303439
1961-62	All	CLIP, seat adj. switch escutcheon w/6 way seat adj.	4	4306804
1962	2867, 2947	seat adj. switch to escutcheon-w/bucket seats & 2 way seat adj.	2	4804540
1961-62	23-25-26 All	ESCUTCHEON, seat side panel switch-w/6 way seat adj.	1	4305819
1961-62	27-28 All	seat side panel switch-w/6 way seat adj.	1	4305820
1962	2867, 2947	seat side panel switch-w/bucket seats & 2 way seat adj.	1	4302818
1961-62	All	PIN, seat adj. switch vert. button-w/6 way seat adj.	2	4303438
1962	2867, 2947 (10.777)	seat adj. switch button-w/bucket seats & 2 way seat adj.	1	4238389
1961-62	All	SOLENOID, w/6 way seat adj.	1	4306495
1962	2867, 2947	SWITCH, seat adj.-w/bucket seats & 2 way seat adj.	1	4728670
1961-62	23, 26, 29 All	SUPPORT, seat side panel escutcheon and switch-w/6 way seat adj.		4807822 LH
1961-62	2735, 28 All	seat side panel escutcheon and switch-w/6 way switch adj.		4807819 LH

11.561 ADJUSTER ASSY., FRONT SEAT (MANUAL)

1961-62	2117	driver's seat-w/bucket seats	4834661 RH	4849929 LH
1961-62	21 All exc. 2167	exc. bucket seats	6279748 RH	6279738 LH
1961-62	All exc. 21, 2337-47-67, 2537, 2837-47-67, 2947	exc. bucket seats	4810031 RH	4810032 LH
1961-62	2337-47-67, 2537, 2837-47-67, 2947	exc. bucket seats	4831317 RH	4831318 LH
1961	2867	drivers seat-w/bucket seats	4810979 RH	4810980 LH
1962	2167	driver's seat-w/bucket seats	4844706 RH	4844637 LH
1962	2167	exc. bucket seats	4844636 RH	4844637 LH
1962	2867, 2947	drivers seat-w/bucket seats	4854318 RH	4866823 LH
1962	2867, 2947	passenger seat-w/bucket seats	4866822 RH	4854317 LH
1961	21 All	BOLT, seat adj. to floor pan	8	4725599
1961	All exc. 21	seat adj. to bottom frame	AR	4725599
1961	All exc. 21	seat adj. to floor pan	8	4782244
1961	All	w/6 way seat adj.	8	4782245
1961	2867	driver RH seat adj. to rear supt.-w/bucket seats	2	4725599
1961	2867	driver LH seat adj. to floor pan-w/bucket seats	AR	4782244
1962	2117	drivers adjuster to rear inner plate-w/bucket seats	1	4848771
1962	2117	drivers adj. to rear outer supt.-w/bucket seats	1	4848771
1962	2117	driver seat adj. to floor pan-w/bucket seats	4	4848771
1962	2117	drivers seat adj. to front outer support-w/bucket seats	1	4849264
1962	2117	drivers seat adj. to seat bottom frame-w/bucket seats	4	4849262
1962	2167	drivers adj. to inner bar-w/bucket seats	1	4849262
1962	2167	drivers adj. to outer bar-w/bucket seats	1	4849262
1962	21 All	seat adj. to rear supt.	4	4848771
1962	21 All	seat adj. to side bar	4	4848770
1962	2167	driver seat adj. to frt. outer supt.	AR	4848771
1962	2167	seat adj. to frt. supt.	2	4848771

1961-62	All	SCREW, seat adj. gearnut w/6 way seat adj.	AR	4303112
1961-62	All	front seat adjuster horizontal actuator	4	5712220
1962	2867, 2947	drivers LH seat adj. gearnut-w/bucket seats & 2 way seat adj.	2	5712558
1962	2867, 2947	drivers LH seat adj. gearnut stop-w/bucket seats & 2 way seat adj. . . . (Slotted hole)	1	4304725
1962	2867, 2947	drivers LH seat adj. gearnut stop-w/bucket seats & 2 way seat adj. . . . (Round hole)	1	4304726

11.573 COVER, FRONT SEAT ADJUSTER TRACK

1961	All	electric-w/6 way seat adj. . . . Upper	4826818 RH	4826819 LH
1961	All	electric-w/6 way seat adj. . . . Lower	4826822 RH	4826823 LH
1962	All exc. 21	electric-w/6 way seat adj. . . . Upper	4862114 RH	4862115 LH
1962	All exc. 21	electric-w/6 way seat adj. . . . Lower	4862110 RH	4862111 LH
1961-62	All	FASTENER, seat adj. track cover-w/6 way seat adj. . .	14	4816138
1961-62	All	SUPPORT, seat adj. cover-w/6 way seat adj. . . Front	2	4309922
1961	All	seat adj. cover-w/6 way seat adj. Rear	2	4309923
1961-62	All exc. 21	seat adj. track upper cover-w/6 way seat adj. Front	4819700 RH	4819701 LH
1961-62	All exc. 21	seat adj. track upper cover-w/6 way seat adj. Rear	4816606 RH	4816607 LH

11.581 SPRING, SEAT ADJUSTER RETURN

1961-62	21 All exc. 2167	assist	2	6277748
1961	All exc. 2119-35	assist	2	4813043
1962	2117-19-35	drivers seat adjusting lock bar-w/bucket seats	1	4305350
1962	2867, 2947	drivers and passengers seat adj. lock bar-w/bucket seats	AR	4305350
1962	23, 26, 27, 28, 29 All	seat adj. assist	2	4813043
1961-62	21 All exc. 2167	seat adj. lock bar	2	4305350
1961-62	All exc. 21	seat adj. lock bar	4309104 RH	4309105 LH
1961	2867	seat adj. lock bar-w/bucket seats		4301916 LH
1962	2117, 2847-67, 2947	assist-w/bucket seats at drivers seat	1	4813043
1962	2167	seat adj. lock bar Front	5712668 RH	5713403 LH
1962	2167	seat adj. lock bar-w/bucket seats Outer	1	5713403
1962	2167	assist	2	4854893
1962	2167	assist-drivers and passenger seat-w/bucket seats	4	4854893
1962	2847-67, 2947	assist-passenger seat-w/bucket seats	1	4813043
1961	All exc. 21 & 2867	RETAINER, manual seat adj. assist spring	2	4821909
1962	All exc. 21	manual seat adj. assist spring	2	4821909
1962	2867, 2947	drivers and passenger seat adj. assist spring-w/bucket seats	1	4821909

11.588 KNOB, FRONT SEAT ADJUSTER

1961-62	All exc. 21 & 2947	w/bucket seats	1	4810436
1961	2867	w/bucket seats-driver side-chrome	1	4591925
1961	2117	HANDLE, drivers seat adjuster	1	4837047
1962	2117	drivers seat adj.-w/bucket seats	1	4837047
1962	2867, 2947	w/bucket seats-driver and passenger seat	AR	4837047

11.589 WIRE, SEAT ADJUSTER AUXILIARY LOCKING

1961-62	21 All exc. 2167		1	6276678
1961-62	All exc. 21		1	4814693
1962	2167		1	4860738
1961-62	23, 25, 26, 29 All	ESCUTCHEON, seat adj. knob	1	4810177
1961	21 All	RETAINER, seat adj. auxiliary locking wire	2	6277747
1961-62	All exc. 21	seat adj. auxiliary locking wire	1	4802098
1962	21 All	seat adjusting auxiliary locking wire	AR	4866049
1961-62	23, 25, 26, 29 All	SUPPORT, seat adj. knob escutcheon		4807823 LH

11.609 PANEL, REAR SEAT BACK FILLER

1961	2837	Upper center	1	4740278
------	------	--------------	---	---------

11.620 FOLDING SEAT PARTS

NOTE: For load floor parts see group 12.977.

1961-62	2335-45, 2735	BOLT, fldg. second seat link to support	4	4823233
---------	---------------	---	---	---------

1961	2335-45, 2735	fldg. second seat link to supt.-w/split back second seat	3	4803140
1961	2335-45, 2735	fldg. second seat link to support	6	4803140
1961-62	2335-45, 2735	fldg. 2nd seat link to bar, w/split back 2nd seat	4	4829139
1961-62	2345	fldg. third seat link to support	2	4823234
1961	2345	fldg. third seat back support	2	4821686
1961	2345	fldg. third seat cushion support	2	4821686
1962	2335-45, 2735	fldg. 2nd seat link to support-w/split back 2nd seat	3	4849871
1961-62	2335-45, 2735	BUSHING, second seat link to support	AR	4761485
1961-62	2335-45, 2735	fldg. 2nd seat link to bar, w/split back 2nd seat	4	4829140
1961	2345	fldg. third seat cushion and back support	AR	4821688
1961-62	2345	fldg. third seat link to support	2	4823235
1961-62	2335-45, 2735	CATCH, second seat back (up position)	1	4818556
1961-62	2335-45, 2735	COVER, second seat back catch	1	4794681
1961-62	2345	PANEL, third seat bottom cushion support	4821783 RH	4821784 LH
1961	2135	LINK, fldg. second seat mtg. support	4814722 RH	4814723 LH
1961	2335-45, 2735	second seat mtg. support	4823754 RH	4823755 LH
1961	2335-45, 2735	fldg. 2nd seat back inner, w/split back 2nd seat	1	4843387
1961	2345	fldg. third seat back	4819673 RH	4819674 LH
1962	2135	second seat mtg. support	4862171 RH	4862172 LH
1962	2335-45, 2735	second seat back-w/split back second seat	Inner	1 4859888
1962	2345	third seat back	4859798 RH	4859799 LH
1962	2335-45, 2735	second seat mtg. support	4861728 RH	4861729 LH
1961	2135	RETAINER, fldg. second seat back-grey	1	4833094
1961	2335-45	fldg. second seat back (grey) w/split back second seat	2	4836082
1962	2135	second seat back-grey	4862170 RH	
1962	2335-45, 2735	second seat back-w/split back second seat-fawn	2	4859885
1962	2335-45, 2735	second seat back-garnet	2	4836086
1961-62	2345	SPACER, third seat back support	2	4841568
1961-62	2345	third seat cushion support	4841568 RH	4821687 LH
1961	2135	STRIKER, fldg. rear seat back ret.	2	4806050
1961	2335-45, 2735	second seat back catch (up position)	1	4838992
1961	2335-45	second seat back ret. w/split back second seat-grey	4835720 RH	4835732 LH
1962	2135	second seat back ret.	4859843 RH	4859835 LH
1962	2335-45, 2735	second seat back catch (up position)	1	4870859
1962	2335-45, 2735	second seat back ret.-w/split back second seat-red	4861808 RH	4861801 LH
1962	2335-45, 2735	second seat back ret.-w/split back second seat-blue	4861809 RH	4861802 LH
1962	2335-45	second seat back ret.-w/split back second seat-green	4861810 RH	4861803 LH
1962	2335-45	second seat back ret.-w/split back second seat-aqua	4861811 RH	4861804 LH
1962	2335-45, 2735	second seat back ret.-w/split back second seat-fawn	4861812 RH	4861805 LH
1961-62	2135	SUPPORT, fldg. rear seat back	4833015 RH	4813451 LH
1961	2335-45, 2735	fldg. 2nd seat back inner link w/split back 2nd seat	1	4831819
1961-62	2345	WASHER, fldg. seat link to support	2	4722812
1961-62	2335-45, 2735	fldg. second seat link to bar-w/split back 2nd seat	4	4722812
1961-62	2335-45, 2735	third seat link to support	4	4761487

11.629 FILLER, REAR SEAT BACK

1961	2337, 2537	to qtr. panel-grey	4813062 RH	4813063 LH
1961	2337, 2537	blue	4821267 RH	4821268 LH
1961	2337, 2537	green	4821270 RH	4821271 LH
1961	2337, 2537	fawn	4821274 RH	4821275 LH
1961	2337, 2537	garnet	4821276 RH	4821277 LH
1961	2837		4810437 RH	4810438 LH
1962	2347	blue	4857290 RH	4857291 LH
1962	2347	aqua	4857292 RH	4857293 LH
1962	2347	fawn	4857294 RH	4857295 LH
1962	2347	garnet	4851938 RH	4861939 LH
1962	2347	green	4861940 RH	4861941 LH
1962	2847		4823464 RH	4823465 LH

11.630 PANEL, REAR SEAT BACK FILLER

1961	2837	Upper center	1	4740278
1962	2847, 2947	Upper center	1	4840150

11.649 SPRING AND PANEL, REAR SEAT CENTER ARM REST

1961	2837-39		1	4831675
1962	2839-47, 2947		1	4855816

11.651 PLATE, REAR SEAT CENTER ARM REST HANGER

1961-62	2837-39		1	4813801
1962	2847, 2947		1	4799764

11.925 LAMP, DOME (LESS BULB)

1961	2311-35-37-39-45-69, 2537-39, 2669, 2735	1st type use w/round type bulb	1	4692184
------	---	--	---	---------

11.927 REFLECTOR, DOME LAMP

1961	2311-35-37-39-45-69, 2537-39, 2669, 2735	REFLECTOR AND SWITCH, dome lamp (▲)	1	4233835
1961-62	2311-35-37-39-45-47-69, 2537-39, 2669, 2735	(▲▲)	1	4843425
1961-62	All exc. 2367, 2867	dome and reading lamp	1	4771211
1961-62	21 All	REFLECTOR, dome lamp	1	4836938
1961	2367, 2867	rear bow lamp	1	4746615
1961-62	2345	rear qtr. courtesy lamp	1	4650248
1962	2867	rear qtr. arm rest lamp	2	4636293
1962	2167, 2367	qtr. arm rest lamp-w/rear qtr. courtesy lamp	2	4636293
1961	2639, 2837-39	REFLECTOR AND SOCKET, roof rail lamp 4304265 RH		
1961	2639, 2837-39	roof rail lamp-includes switch		4786176 LH
1962	2639, 2839-47, 2947	roof rail lamp 4304265 RH		4856734 LH
1961-62	2867 (11.938)	PLATE, rear bow dome lamp switch	1	4002769
1962	2367, 2867 (11.938)	rear qtr. arm rest lamp switch		4002769 LH
1961	2367, 2867	SPACER, dome lamp reflector to bow	1	4644496

▲NOTE: 1st type use w/round type bulb.

▲▲NOTE: 2nd type w/cartridge type bulb.

11.928 RIM, DOME LAMP

1961-62	2311-35-37-39-45-47-69, 2537-39, 2669, 2735	dome lamp-w/Cartridge type bulb	1	4233080
1961-62	All exc. 21, 2367, 2867	dome and reading lamp	1	4864503
1961-62	21 All	LENS, dome lamp	1	4817415
1961-62	2311-35-37-39-45-47-69, 2537- 2639-69, 2735, 2839	dome lamp	1	5711725
1961-62	All exc. 21, 2367, 2867	dome and reading lamp	1	4304351
1961-62	2345	rear qtr. courtesy lamp	1	4605664
1961	2367, 2867	rear bow dome lamp	1	4577221
1961-62	2347, 2639, 2837-39-47, 2947	side roof rail lamp	2	4237709
1962	2867	rear qtr. arm rest lamp	2	4636294
1962	2167, 2367	rear qtr. arm rest lamp-w/rear qtr. courtesy lamp	2	4636294

11.935 SWITCH, DOME LAMP

1961-62	2345	rear qtr. courtesy lamp		4673705 LH
1961-62	2367, 2867	rear bow dome lamp	1	4610313
1961	2639, 2837-39	side roof rail lamp		4304105 LH
1962	2639, 2839-47, 2947	side roof rail lamp		5713594 LH

11.938 ESCUTCHEON, REAR QUARTER COURTESY LAMP SWITCH

1961-62	2345		1	4767829
---------	----------------	--	---	---------

11.950 SWITCH, DOME LAMP HINGE PILLAR

1961	2117-19-27-35	Front door	2	1998748
1961-62	All	double-w/courtesy lamps	2	4826445
1961-62	23, 25, 26, 29 All exc. 2367 & taxi	without courtesy lamps Front door	2	4827397

YEAR	MODEL	PART NAME	PART NO.	PER CAR	PART NO.
12.009 ASH TRAY, INSTRUMENT PANEL					
1961-62	21 All			1	539430
1961	All exc. 21			AR	538532
1961	All exc. 21	(complete)		1	538530
1962	All exc. 21			AR	541616
1962	23-26, 2947 All & H.D.C.	(complete)		AR	541568
1962	27-28 All exc. H.D.C.	(complete)		2	541712
1961-62	21 All	BOX ASSY., inst. panel ash tray		1	540223
1961-62	21 All	BUMPER, inst. panel ash tray		3	539482
1961-62	All exc. 21	inst. panel ash tray		AR	538860
1961-62	21 All	SPRING, ash tray	541603 RH		541604 LH
1961	All exc. 21	STOP, inst. panel ash tray		AR	540185
1962	All exc. 21			AR	543311
1961	All exc. 21	LAMP & WIRE ASSY., ash trays and cigar lighter		1	543314

12.045 ASH TRAY, IN ARM REST					
1961-62	2117	rear qtr.-chrome	4790111 RH		4790112 LH
1961-62	2119-35	door-chrome	4790111 RH		4790112 LH
1961	2311	rear qtr.-grey	4790105 RH		4790106 LH
1961	2311	rear qtr.-blue	4826306 RH		4826307 LH
1961	2311	rear qtr.-green	4826308 RH		4826309 LH
1961	2311	rear qtr.-fawn	4826310 RH		4826311 LH
1961	2335-39-45-69	door-grey	4790105 RH		4790106 LH
1961	2335-39-45-69	door-blue	4826306 RH		4826307 LH
1961	2335-39-45-69	door-green	4826308 RH		4826309 LH
1961	2335-39-45-69	door-fawn	4826310 RH		4826311 LH
1961	2335-39-45	door-garnet	4790107 RH		4790108 LH
1961-62	2337-47-67, 2537, 2947	rear qtr.		2	4725854
1961	2539, 2639-69, 2735, 2839	chrome	4790111 RH		4790112 LH
1961-62	2837-47-67	rear qtr.		2	4649614
1962	2167	rear qtr.		2	4725854
1962	2311	rear qtr.-chrome	4790111 RH		4790112 LH
1962	2335-39-45-69, 26, 27, 2839 All	door-chrome	4790111 RH		4790112 LH

12.048 ESCUTCHEON, ARM REST ASH TRAY					
1961	2337-67, 2537, 2837-67	rear qtr.		2	4146967
1962	2167, 2347-67, 2847-67, 2947	rear qtr.		2	4146967

12.050 SPRING, ARM REST ASH TRAY COVER					
1961-62	2119-35, 2335-39-45-69, 26, 27, 2839	rear door		2	4783275
1961-62	2117-27, 2311	rear qtr.		2	4783275
1961	2337-67, 2537	rear qtr.		2	4088916
1961-62	2837-47-67	rear qtr.		2	4642781
1962	2167, 2347-67, 2947	rear qtr.		2	4088916

12.075 MOLDING, ROOF DRIP					
1961	2117-27		4830903 RH		4830904 LH
1961-62	2119		4803075 RH		4803076 LH
1961-62	2135	Front	4802930 RH		4802931 LH
1961-62	2135	Rear	4802932 RH		4802933 LH
1961	2311-69, 2669		4808082 RH		4808083 LH
1961-62	2335-45, 2735	Front	4807301 RH		4807302 LH
1961-62	2335-45, 2735	Rear	4807303 RH		4807304 LH
1961	2337, 2537, 2837		4805667 RH		4805668 LH
1961-62	2339, 2539, 2639, 2839		4808762 RH		4808763 LH
1962	2117-27		4868164 RH		4868165 LH
1962	2311-69, 2669		4868385 RH		4868386 LH
1962	2347, 2847, 2947		4837346 RH		4837347 LH

12.075 MOLDING, WINDSHIELD PILLAR REVEAL

1961	2337	less Decor group	4809550 RH	4809551 LH
1961	2337	w/Decor group	4809552 RH	4809553 LH
1961	2339, 2537-39, 2639, 2837-39	w/weatherstrip ret.	4809552 RH	4809553 LH
1961-62	2367, 2867	w/weatherstrip ret.	4810388 RH	4810389 LH
1962	2339, 2639, 2839	w/weatherstrip ret.	4809552 RH	4809553 LH
1962	2347	w/s pillar w/strip ret. and reveal	4836132 RH	4836133 LH
1962	2347, 2847, 2947	w/s pillar w/strip ret. and reveal- w/decor	4836130 RH	4836131 LH

12.075 MOLDING, ROOF RAIL REVEAL

1961	2337	less Decor group	4829948 RH	4829949 LH
1961	2337	w/weatherstrip ret.-w/Decor group	4829944 RH	4829945 LH
1961-62	2339, 2539, 2639, 2839	w/weatherstrip ret.	4829145 RH	4829146 LH
1962	2347	w/weatherstrip ret.	4853046 RH	4853047 LH
1962	2347, 2847, 2947	w/weatherstrip ret. w/decor group	4852925 RH	4852926 LH
1961-62	2135	ESCUTCHEON, roof drip mldg.	2	4827431
1961-62	2339, 2539, 2639, 2839	w/roof drip mldg. scalp	1	4824888

12.075 SCALP, ROOF DRIP MOLDING

1961-62	2117-27	w/roof drip mldg. scalp	4840123 RH	4840124 LH
1961	2337	w/roof drip mldg. scalp	4807046 RH	4807047 LH
1961-62	2339	w/roof drip mldg. scalp	4810798 RH	4810799 LH
1961-62	2339	w/roof drip mldg. scalp	4824886 RH	4824887 LH
1961	2537, 2837		4807046 RH	4807047 LH
1961-62	2539, 2639, 2839	Front	4810798 RH	4810799 LH
1961-62	2539, 2639, 2839	Rear	4824886 RH	4824887 LH
1961-62	2669		4808264 RH	4808265 LH
1961-62	2735	Front	4807237 RH	4807238 LH
1961-62	2735	Rear	4810935 RH	4810936 LH
1962	2347	w/roof drip mldg. scalp	4839213 RH	4839214 LH
1962	2847, 2947		4839213 RH	4839214 LH

12.075 MOLDING, WINDSHIELD PILLAR DRIP

1961-62	21 All exc. 2167		4842656 RH	4842657 LH
1961-62	2117-27	w/Decor group	4842658 RH	4842659 LH
1961	2337	w/roof drip mldg. scalp	4809565 RH	4809566 LH
1961	2537, 2669, 2735, 2837		4809565 RH	4809566 LH
1962	2669, 2735		4809565 RH	4809566 LH
1962	2117-19-27-35	SCREW, w/shield pillar drip mldg.	8	4825964
1962	2135	w/back power wind.	3	4825964

12.112 MOLDING PKG., FRONT DOOR OUTER PANEL

NOTE: See group 8.147 for 1961 Bonneville name letters and adhesive pkg.

1961	2311-37-67		Lower	2	535830
1961	2335-39-45-69		Lower	2	535831
1961	25-26 All		Lower front	2	535832
1961	2537	upper and lower mldg.	Rear	2	535835
1961	2539, 2639-69	upper and lower mldg.	Rear	535836 RH	535837 LH
1961	2735, 2839		Lower	2	535833
1961	2735, 2839	w/letters attached		535822 RH	535823 LH
1961	2837-67		Lower	2	535834
1961	2837-67	w/letters attached		535824 RH	535825 LH

1962	2311-47-67	Lower	2	542629
1962	2335-39-45-69	Lower	2	542630
1962	2639-69	Lower	2	542632
1962	2735, 2839	Lower	2	542633
1962	2847-67	Lower	2	542634
1961	2735, 28 All	CLIP, frt. door lower mldg.	Center	AR 4817027
1961-62	2311 Police (spec. order)	FILLER, front door side mldg.-aluminum		2 540453
1961-62	2369 Police (spec. order)	aluminum		2 540452
1961-62	2311-69 Police (spec. order) (8.977)	SCREW, frt. door side mldg. filler to door (10-12 x 1")	AR	9417485
1962	27, 28 All	frt. door outer panel lower mldg.	Rear	2 4871647
1962	27, 28 All	frt. door outer panel lower mldg.	Front	2 9418110
1962	27, 28 All (12.118)	WASHER, frt. door outer panel lower mldg.	AR	4846513

12.112 PLATE, FRONT DOOR NAME

1961	23 All	Catalina	2	4809795
1961	2537-39	Ventura	2	4816036
1961	2639-69	Star Chief	2	4815659
1962	2947	Grand Prix	2	4871079
1961	23-25-26 (12.182)	CLIP, frt. door outer panel name plate	AR	4785334
1962	2947 (12.118)	frt. door outer panel nameplate	4	4672958

12.113 MOLDING, CENTER PILLAR SCALP

1961	21 All	w/Decor group	4824792 RH	4824793 LH
1962	2119-35	w/Decor group	4824792 RH	4824793 LH

12.114 MOLDING PKG., REAR DOOR OUTER PANEL

1961	2335-39-45-69	rear door outer panel	Lower	2	535838
1961	2539, 2639-69	rear door outer panel	Upper	535840 RH	535841 LH
1961	2539, 2639-69	rear door outer panel	Lower	535841 RH	535840 LH
1961	2735, 2839	rear door outer panel insert		2	535826
1961	2735, 2839	rear door outer panel	Lower	2	535839
1962	2119-35	rear door outer panel-w/decor group	Lower	2	4840858
1962	2335-39-45-69, 2639-69, 2735, 2839	rear door outer panel	Upper	542636 RH	542637 LH
1962	2335-39-45-69, 2639-69	rear door outer panel	Lower	2	542635
1962	2735, 2839	rear door outer panel	Lower	2	542638
1961	2735-2839	SCREW, rear door outer panel	Lower rear	2	9414721
1962	2735, 2839		Lower rear	2	4871647
1962	27-28 All (12.118)	WASHER, rear door outer panel lower mldg.	AR	4846513	

12.116 MOLDING, REAR QUARTER BELT

1961-62	2117		4837376 RH	4837377 LH
1961	2311		4814768 RH	4814769 LH
1961-62	2339	w/Decor group	4810468 RH	4810469 LH
1961	2369, 2669		4810901 RH	4810902 LH
1961-62	2539, 2639, 2839		4810468 RH	4810469 LH
1961-62	2367, 2867	CAP, rear qtr. belt trim support finishing	4811040 RH	4811041 LH
1961	2339, 2539, 2639, 2839 (11.031)	CLIP, rear qtr. belt mldg.		4 4814614

12.116 MOLDING PKG., REAR QUARTER

1961	All exc. 2119-35, 2335-45, 2735	rear of rear fender	Vertical	535851 RH	535852 LH
1961	2311-37-67	rear fender	Lower	2	535842

1961	2335-39-45-69	rear fender	Lower	2	535843
1961	2537	rear fender	Front	4	535844
1961	2537-39, 2639-69	rear fender	Rear	2	535850
1961	2539	rear fender	Front	2	535845
1961	2639-69	rear fender	Front	2	535846
1961	2735	rear fender insert		2	535829
1961	2735	rear fender	Lower	2	535847
1961	2837-67	rear fender insert		2	535828
1961	2837-67	rear fender	Lower	2	535848
1961	2839	rear fender insert		2	535827
1961	2839	rear fender	Lower	2	535849
1962	2311-47-67, 2947	rear fender	Upper 542639 RH		542640 LH
1962	2311-47-67	rear fender	Lower	2	542641
1962	2335-45	rear fender	Lower 542642 RH		542643 LH
1962	2335-45, 2735	rear fender	Upper 542644 RH		542645 LH
1962	2339-69	rear fender	Upper 542646 RH		542647 LH
1962	2339-69	rear fender	Lower	2	542648
1962	2639-69, 2839	rear fender	Upper 542650 RH		542651 LH
1962	2639-69	rear fender	Lower	2	542649
1962	2735, 2839	rear fender (▲)	Lower front	2	542652
1962	2735	rear fender (▲▲)	Lower 543915 RH		543916 LH
1962	2839	rear fender (▲▲)	Lower 543914 RH		543913 LH
1962	2847-67	rear fender	Upper 542654 RH		542655 LH
1962	2847-67	rear fender (▲)	Lower front	2	542653
1962	2847-67	rear fender (▲▲)	Lower 543911 RH		543912 LH
1961-62	2117	MOLDING, rear qtr.	Rear 4857378 RH		4857379 LH
1961-62	2135	rear fender	Rear 4810914 RH		4810915 LH
1961-62	2367, 2867	rear qtr. pinchweld finish	4819550 RH		4819551 LH
1962	2117-27-67	rear fender lower-w/decor group	Front 4840153 RH		4840154 LH
1962	2117-19-27-67	rear fender lower-w/decor group	Rear 4841314 RH		4841315 LH
1962	2119	rear fender lower-w/decor group	Front 4840151 RH		4840152 LH
1962	2135	rear fender lower-w/decor group	4840125 RH		4840126 LH
1962	2167	rear qtr. pinchweld finishing	4844340 RH		4844341 LH
1962	2167	rear qtr. belt finishing	4856322 RH		4856323 LH
1962	2311	rear qtr. belt reveal-w/decor group	4841998 RH		4841999 LH
1962	2335-45, 2735	rear fender	Rear 4839074 RH		4839075 LH
1962	2347, 2847, 2947	rear qtr. belt reveal	4840710 RH		4840711 LH
1962	2347, 2847, 2947	rear qtr. belt finishing	Rear 4865882 RH		4865883 LH
1962	2369-2669	rear qtr. belt reveal-w/decor	4841996 RH		4841997 LH
1962	2735	rear fender	Lower rear 4842330 RH		4842331 LH
1962	28 All	rear fender	Lower rear 4842497 RH		4842498 LH
1961	2117-19-27	EMBLEM, rear fender crest		2	4827257
1961	28 All	rear fender crest		2	4816140
1962	27, 28 All	rear fender crest		2	4847540
1961	All exc. 2119-35, 2335-45, 2735	GASKET, rear fender mldg.	Rear	2	4812793
1962	2335-45, 2735	rear fender mldg.	Rear	2	4848927
1961-62	2135	ORNAMENT, rear fender-charcoal	4813898 RH		4813899 LH
1962	2135	rear fender-white	4872050 RH		4872051 LH
1961	2639-69	rear fender star		6	4815687
1962	2639-69	rear fender star	4844112 RH		4844113 LH
1961	2335-45, 2735 (12.182)	PLATE, rear fender name-Safari		2	4809796
1962	21 All (8.147)	rear fender name-Tempest		2	539695
1962	2947 (1.303)	rear fender name-Grand Prix		1	4864600
1961-62	2135	SPACER, rear fender ornament		4	4813805
1961-62	2135	STRIP, fender ornament spacer-sealing		4	4816135
1962	2735	WASHER, rear fender emblem sealing		2	4847541 LH
1962	2135	rear fender outer panel mldg. sealing	AR		4670360

▲NOTE: 1st type w/two piece mldg.

▲▲NOTE: 2nd type w/one piece mldg.

12.118 CLIP, MOLDING TO PANEL

1961	21-23 All	frt. and rear door lower mldg.	Rear	2	4825958
1961	23 All	frt. door lower mldg.	Front	AR	4819799
1961	2311-37-67	rear fender lower mldg.	Center front	12	4819799
1961	2311-35-37-39-45-67-69	rear fender mldg.	Rear	2	4819487
1961	2311-35-37-39-45-67-69	door outer panel lower mldg.	Rear	2	4727467
1961	2311-37-39-67-69	rear fender lower mldg.	Front center and rear	AR	4837349
1961	2335-39-45-69	rear door lower mldg.	Front	2	4831843
1961	2335-39-45-69	rear door lower mldg.	Center	6	4819799
1961	2335-39-45-69	rear fender lower mldg.	Front	10	4819799
1961	2335-45	rear fender lower mldg.	Center		4819486 LH
1961	2335-45	rear fender lower mldg.	Center	4837349	RH
1961	2335-45, 2735	rear fender lower mldg.	Center		4672958 LH
1961	2335-45, 2735 (10.256)	rear fender lower mldg.	Rear		4821786 LH
1961	2335-45, 2735 (10.256)	rear fender name plate-Safari			4821786 LH
1961-62	2367, 2867	rear qtr. pinchweld mldg.	Front	6	4819694
1961-62	2367, 2867	rear qtr. pinchweld mldg.	Rear	AR	4819695
1961	25-26 All	frt. door lower front mldg.	Front	2	4825957
1961	25-26 All (10.256)	frt. door upper & lower joint mldg.		4	4821786
1961	25-26 All	frt. door upper & lower rear mldg.	Rear	4	4811939
1961	2537-39, 26 All	frt. door upper & lower rear mldg.	Front	20	4811938
1961	2537-39, 26 All	rear fender upper & lower frt. mldg.		AR	4811938
1961	2537	rear fender upper & lower frt. mldg.	Front	4	4819493
1961	2537-39, 26 All	frt. door upper & lower joint mldg.		4	4819515
1961	2537-39, 26 All (12.195)	frt. door lower frt. mldg.	Rear	2	4801778
1961	2537-39, 26 All	rear fender upper & lower joint mldg.		4	4819515
1961	2537-39, 26 All	rear fender rear mldg.		2	4837349
1961	2539, 26 All	rear door upper & lower mldg.	Front	4	4825956
1961	2539, 26 All	rear door upper & lower mldg.	Center	12	4811938
1961	2539, 26 All	rear door upper & lower mldg.	Rear	4	4811939
1961	2735, 28 All	frt. door lower mldg.	Front	4	4779348
1961	2735, 28 All	frt. door insert mldg.	Front	2	4817140
1961	2735, 28 All	frt. & rear door lower mldg.	Rear	2	4825960
1961	2735, 2839	rear door lower mldg.	Front	2	4816121
1961	2735, 2839 (12.112)	rear door lower mldg.	Center	6	4817027
1961	2735, 28 All (12.112)	rear fender lower mldg.	Front and center	AR	4817027
1961	2735, 28 All	rear fender lower mldg.	Rear	2	4819766
1961	2735	rear fender lower mldg.	Center		4819592 LH
1961	2735	rear fender lower mldg.	Center and rear	4785096	RH
1961	2735, 28 All	rear fender insert mldg.	Rear	2	4819767
1961	2335-45, 2735 (10.256)	rear fender name plate-Safari		4	4821786
1962	21 All	rear fender mldg.-w/decor group	Lower front	AR	4845915
1962	2119-35	rear door panel mldg.-w/decor group	Lower front	8	4845915
1962	2119-35	rear door panel mldg.-w/decor group	Lower rear	2	4846046
1962	2135	rear fender mldg.-w/decor group	Lower rear	2	4846185
1962	2167	rear qtr. pinchweld finishing	Front	6	4848925
1962	2167	rear qtr. pinchweld finishing	Rear	10	4848926
1962	2311-47-67, 2847-67	rear fender mldg.	Upper front	2	4843808
1962	23 All	front door outer panel mldg.	Lower front	AR	4846160
1962	23, 26, 29 All	rear fender lower mldg.	Front, center & rear	AR	4846160
1962	23, 26 All	front door outer panel mldg.	Lower	2	4845866
1962	23, 26 All	front and rear door outer panel	Lower rear	2	4849318
1962	2311-47-67, 2847-67, 2947	rear fender mldg.	Upper front	2	4846529
1962	All exc. 21	rear fender upper mldg.	Center	AR	4819799
1962	All exc. 21	rear fender upper mldg.	Rear	AR	4873119
1962	All exc. 21, 2335-45, 2735	rear compt. lid outer panel mldg.		10	4811938
1962	2311-39-47-67-69	rear end panel mldg.		8	4811938
1962	2311-45	rear fender mldg.	Lower rear	4845409	RH
1962	23 All	rear fender mldg.	Lower center	8	4845409
1962	2335-39-45-69, 2639-69	rear door outer panel mldg.	Lower front	2	4846520
1962	2335-39-45-69, 26, 27, 2839	rear door outer upper front mldg.		2	4843808
1962	2335-39-45-69, 26, 27, 2839	rear door outer panel mldg.	Upper rear	2	4846208
1962	2335-39-45-69, 26, 27, 2839	rear door outer upper mldg.		4	4819799

1962	2335-45	rear fender mldg.	Lower rear	4	4845409
1962	2335-39-45-69, 26, 27, 2839	rear door outer panel mldg.	Upper front	2	4846529
1962	26 All	rear fender star ornament		AR	4852838
1962	26 All	rear fender	Lower center front & rear	AR	4845409
1962	2639-69	front door outer panel mldg.	Front	2	4849318
1962	2639-69	front door outer panel mldg.	Front	2	4846161
1962	27, 28 All	front door outer panel mldg.	Lower front	2	4843808
1962	27, 28 All	front door outer panel mldg.	Lower rear	AR	4845320
1962	27, 28 All	rear fender lower mldg.	Center, front & rear	AR	4845320
1962	2735, 2839	rear door outer panel mldg.	Lower	AR	4845320
1962	2735	rear fender LH crest emblem mldg.		3	4873452
1961	2735	CLIP AND BOLT ASSY., rear fender lower mldg.	Rear		4819593 LH
1961	2735		Center and rear	4831938 RH	
1961	28 All		Rear	4831938 RH	4
1961	2837-67		Front		2 4831938
1961	2117-19-27, 2837-39-67	NUT, rear fender crest emblem		AR	4807615
1961-62	2135	rear of rear fender mldg.		4	4815690
1961-62	2135	rear fender ornament		8	9411468
1961	2311-37-67, 2837-67	rear fender lower mldg.	Front & Rear	AR	4807615
1961	All exc. 2335-45, 2735	rear end panel name plate		AR	4807613
1961	2311-37-39-67-69	rear fender mldg. rear clip		2	4807613
1961	2335-39-45-69, 2735, 2839	rear door lower mldg. clip	Front	2	4644959
1961	2335-45, 2735	rear fender lower mldg. center clip	4807615 RH		
1961	2335-45, 2735	rear fender lower mldg. clip	Rear	4807613 RH	
1961	2339-69, 2839	rear fender lower mldg.	Center & rear	4	4807615
1961	25-26 All	rear fender upper & lower mldg.-joint		4	4807613
1961	2537-39, 2639-69	rear fender rear mldg. clip		2	4807615
1961	2539, 26 All	rear door upper & lower mldg.	Front	4	4785390
1961-62	26 All	rear fender ornament star		AR	4807613
1961	27-28 All	rear fender lower mldg. ornament		16	4807613
1961	2735	rear fender upper & lower front mldg.	Front	4	4807613
1961	2735	rear fender insert mldg. rear clip	4807613 RH		
1961	2735	rear fender lower rear mldg. clip	4807615 RH		
1961-62	2735	tail gate ornament		6	4629828
1961	28 All	rear fender lower mldg. rear clip		2	4807613
1962	21 All	rear fender name plate		8	4833959
1962	21 All	rear fender rear mldg.-w/decor group	Lower	6	4846047
1962	21 All exc. 2135	rear end panel mldg.		6	4821859
1962	2311-39-47-67-69, 2947	rear end panel, mldg. ends		2	4837002
1962	All exc. 21	rear fender mldg.	Upper rear	AR	4837002
1962	23, 29 All	rear fender mldg.	Lower center	8	4837002
1962	2335-45	rear fender mldg.	Lower rear	AR	4837002
1962	2335-45	rear fender mldg.	Rear	2	4839041
1962	2335-45, 2735	rear of rear fender mldg.		2	4833166
1962	2335-39-45-69, 26 All	rear door outer lower mldg.	Front	2	4629828
1962	2639-69	rear fender mldg.	Lower center front & rear	AR	4837002
1962	27-28 All	front door outer panel lower mldg.		AR	4644959
1962	2735, 2839	rear door outer panel lower mldg.		2	4644959
1962	2847-67	rear fender lower front mldg.		2	4644959
1962	2735	RH rear fender mldg.	Lower	3	4837002
1962	28 All	rear fender mldg.	Lower	8	4837002
1962	2947	rear fender name plate		AR	4807615
1961	All exc. 2119-27-35, 2335-45, 2735	NUT AND SEALER, rear fender mldg.	Rear	AR	4801719
1961	All exc. 21, 2335-45, 2735	rear of rear fender mldg.		4	4801719
1961	All exc. 21, 2335-45, 2735	rear lamp to panel		AR	4801719
1962	26, 28 All	SCREW, rear end panel mldg.		6	4860567
1962	21 All	WASHER, rear fender mldg.-w/decor group	Lower rear		4674953
1962	27, 28 All	rear fender mldg.	Lower front & rear	AR	4846513

12.179 GATE ASSY., LOWER END

1961	2335-45, 2735			1	4837795
1962	2335-45			1	4832515
1962	2735			1	4832516
1961	2135	DOOR ASSY., back	Outer	1	4809928
1961	2135	back-w/power back window		1	4835447
1962	2135	back		1	4847554
1962	2135	back-w/power back window		1	4847557
1961	2335-45, 2735	PANEL, end gate	Outer	1	4837794
1961	2135	back door-exc. power back wind.	Outer	1	4843356
1961	2135	back door-w/power back window	Outer	1	4835446
1962	2135	back door	Outer	1	4847560
1962	2135	back door-w/power back window	Outer	1	4847563
1962	2335-45	end gate	Outer	1	4832520
1962	2735	end gate	Outer	1	4832521

12.180 GLASS, UPPER END GATE WINDOW

1961-62	2135			1	4803865
1961-62	2135	tinted		1	4803866
1961-62	2335-45, 2735			1	4803941
1961-62	2335-45, 2735	tinted		1	4803942
1961-62	2135	back door wind. stationary, w/power			
		back door wind.-clear	4835064 RH		4835065 LH
1961-62	2135	back door wind. stationary, w/power back door wind.-tinted	4835066 RH		4835067 LH
1961-62	2135	back door wind. sliding-clear-w/power back door wind.		1	4835085
1961-62	2135	back door wind. sliding-tinted w/power back door wind.		1	4835086
1961-62	2135	CHANNEL, back door wind. glass		1	4806179
1961	2135	back door wind. glass run.-w/power back window-less retainer (1st type)	Upper	1	4835089
1961-62	2135	back door wind. glass run-w/power back wind. use-w/4841442 ret.	Upper	1	4841439
1961-62	2135	back door wind. stationary glass-w/Decor group		1	4803900
1961	2135	back door stationary wind. div.-w/power back wind.	5711466 RH		5711467 LH
1961	2135	back door stationary wind. glass run-w/power back door wind.	Upper	2	5711476
1961	2135	back door stationary wind. glass run-w/power back door wind.	Lower	2	5711470
1961-62	2135	back door stationary wind. glass-rubber w/power back door wind. (▲)		2	5711457
1961-62	2335-45, 2735	tail gate wind. glass run	Upper 4814630 RH		4814631 LH
1961	2335-45, 2735		Side 4818668 RH		4818669 LH
1961	2335-45, 2735	tail gate wind. upper sash	(18-5/8" glass height)	1	4816132
1961	2335-45, 2735	tail gate wind. upper sash	(18-3/8" glass height)	1	4840183
1962	2135	back door stationary wind. div.-w/power back window	5713962 RH		5713963 LH
1962	2135	back door stationary wind. glass run-w/power back wind.		2	5713965
1962	2135	back door stationary glass-rubber w/power back wind. (▲▲)	4871136 RH		4871137 LH
1962	2135	back door stationary wind. glass run-w/power back wind. (▲▲)	4870941 RH		4870942 LH
1962	2335-45, 2735	end gate wind-glass run	4846199 RH		4867097 LH
1962	2135	FILLER, back door stationary wind. glass channel-w/power back. wind. (▲▲)		2	4870940
1961-62	2135	MOLDING, back door outer panel pinchweld		1	4805896
1961-62	2135	back body opening side	Upper 4806205 RH		4806206 LH
1961-62	2135	back door wind. upper reveal-w/Decor group		1	4804914
1961-62	2135	back door window upper reveal-w/power back door window		1	4835070

1961-62	2135	back door wind. side reveal-w/Decor group	4805134 RH	4805135 LH
1961-62	2135	back door window side reveal-w/power back door window	2	4835068
1961-62	2135	back door window lower, reveal-w/power back door window	1	4835071
1961-62	2135	back door wind. reveal w/Decor group.	Lower 1	4805675
1961-62	2135	back door wind. garnish-w/power back window	Upper 1	4857366
1961	2135	back door wind. garnish-w/power back wind.-use w/inner strip which clips to inner panel	Lower 1	4835076
1961	2135	back door wind. garnish-w/power back wind.-w/inner strip stapled to mldg.	1	4843471
1961-62	2135	back door wind. garnish-w/power back wind.	Side 4857367 RH	4857368 LH
1962	2135	back door wind. garn.-w/power back wind.	Lower 1	4856110
1961-62	2135	CLIP, back door pinchweld mldg.	Center 6	4816045
1961-62	2135	back door pinchweld mldg.	Outer 2	4817939
1961-62	2335-45, 2735	ESCUTCHEON, tail gate window glass run channel	Upper 2	4831973
1961-62	2135	RETAINER, back door stationary wind. glass channel-w/power back window (▲▲)	5711458 RH	5711459 LH
1961-62	2135	back door wind. glass run channel-w/power back wind.-w/4841439 Channel	Upper 1	4841442
1961	2135	SCALP, back door stationary window-w/power back door window	Inner 2	5711472
1961-62	2135	(▲) Outer	5711474 RH	5711475 LH
1962	2135	back door stationary wind.-w/power back wind.	Inner 2	5713964
1961-62	2335-45, 2735	SUPPORT, end gate opening side garnish mldg.	4	4817760

▲NOTE: 1st type w/riveted assy.

▲▲NOTE: 2nd type w/non riveted assy.

12.181 LID, REAR COMPARTMENT

1961	2117-19-27	with rear compt. gutter to rear rail brace	1	4808640
1961	2117-19-27	less rear compt. gutter to rear rail brace	1	4844511
1961	2311-37-39-67-69, 2537-39		1	4800377
1961	26-28 All		1	4800380
1962	21 All exc. 2135		1	4866725
1962	2311-39-47-67-69, 2947		1	4861949
1962	26-28 All		1	4861948

12.182 PLATE, REAR COMPARTMENT LID NAME

1961	2117-19-27	Pontiac	1	4813609
1961	2135	back door name-Pontiac	1	4813935
1961	2335-45	tail gate name-Safari	1	4809796
1962	2335-45	end gate name-Safari	1	4786428
1962	2735	end gate name-Safari	1	4868617
1962	2117-67	PLATE, rear end panel name - LeMans-w/Decor group	1	4863674
1962	2117-19-27-67	rear end panel name - Pontiac	1	4855518
1962	2135	back door outer name - Pontiac	1	4854439
1962	2947	rear end panel name-Grand Prix	1	4864600
1961	2311-37-39-67-69, 2639-69	LETTER, rear end panel name-P	1	4810983
1961	2311-37-39-67-69, 2639-69	letter-O	1	4810984
1961	2311-37-39-67-69, 2639-69	letter-N	1	4810985
1961	2311-37-39-67-69, 2639-69	letter-T	1	4810986
1961	2311-37-39-67-69, 2639-69	letter-I	1	4810987
1961	2311-37-39-67-69, 2639-69	letter-A	1	4810988
1961	2311-37-39-67-69, 2639-69	letter-C	1	4810989
1961	2537-39	letter-V	1	4810993
1961	2537-39	letter-E	1	4810991
1961	2537-39	letter-N	1	4810985

1961	2537-39	letter-T	1	4810986
1961	2537-39	letter-U	1	4810994
1961	2537-39	letter-R	1	4810995
1961	2537-39	letter-A	1	4810988
1961	28 All	letter-B	1	4810990
1961	28 All	letter-O	1	4830252
1961	28 All	letter-N	2	4830253
1961	28 All	letter-E	2	4830255
1961	28 All	letter-V	1	4830256
1961	28 All	letter-I	1	4830254
1961	28 All	letter-L	2	4810992
1962	2311-39-47-67-69, 2947	letter-P	1	4842857
1962	2311-39-47-67-69, 2947	letter-O	1	4842858
1962	2311-39-47-67-69, 2947	letter-N	1	4842859
1962	2311-39-47-67-69, 2947	letter-T	1	4842860
1962	2311-39-47-67-69, 2947	letter-I	1	4842861
1962	2311-39-47-67-69, 2947	letter-A	1	4842862
1962	2311-39-47-67-69, 2947	letter-C	1	4842863
1961	2335-45	LETTER, lower end gate name-P	1	4813360
1961	2335-45	letter-O	1	4813361
1961	2335-45	letter-N	1	4813362
1961	2335-45	letter-T	1	4813363
1961	2335-45	letter-I	1	4813364
1961	2335-45	letter-A	1	4813365
1961	2335-45	letter-C	1	4813366
1962	2335-45	letter-P	1	4842986
1962	2335-45	letter-O	1	4842987
1962	2335-45	letter-N	1	4842988
1962	2335-45	letter-T	1	4842989
1962	2335-45	letter-I	1	4842990
1962	2335-45	letter-A	1	4842991
1962	2335-45	letter-C	1	4842992
1961	All exc. 2119-35, 2335-45, 2735	EMBLEM, rear compt. lid	1	4812911
1962	2117-19-27-67	rear compt. lid outer panel	1	4841465
1962	2311-39-47-67-69, 26, 28, 2947	rear compt. lid outer panel	1	4846515
1962	2117-19-27-67	MOLDING, rear end panel (42" long)	1	4838826
1962	2311-39-47-67-69, 2947	rear end panel (1/2" x 57" long)	1	4839219
1962	26 All	rear end panel-Pontiac	1	4838957
1962	28 All	rear end panel-Bonneville	1	4838958
1962	2947	rear end panel	1	4863372
1962	26-28 All	GASKET, rear end panel mldg.	2	4848928
1962	2947	gasket, rear end panel mldg. outer	4865498 RH	4865499 LH
1962	2947	rear end panel mldg.-w/decor group	Upper	2 4864586
1962	2947	rear end panel mldg.-w/decor group	Lower	2 4864585
1961	2735	ORNAMENT, lower end gate-Bonneville	1	4811949
1962	2735	lower end gate-Bonneville	1	4868384
1961	2135 (10,256)	CLIP, back door name plate	3	4821786
1961	2135 (10,256)	back door outer panel name plate	3	4821786
1961	2335-45 (10,256)	lower end gate name plate	14	4821786
1962	2335-45, 2735 (12,116)	end gate nameplate	AR	4673626
1961	2117-19-27 (11,031)	NUT, rear compt. lid name plate	2	4807615
1961	2311-37-39-67-69, 2537-39, 2639-69, 28 All	rear compt. outer lid emblem	2	4807615
1962	2119-27-67 (11,031)	rear end panel nameplate	3	4807615
1962	All exc. 2135, 2335-45, 2735 (11,031)	rear compt. outer lid emblem	2	4807615
1962	2135 (11,031)	back door panel name plate	AR	4807615
1962	2311-39-47-67-69, 2947	rear end panel nameplate	14	4843565
1962	2311-39-47-67-69, 2947 (10,096)	rear end panel	14	4807613
1962	27, 28 All (11,031)	rear fender crest emblem	4807615 RH	
1962	2947	rear end panel nameplate-Grand Prix	2	530515
1962	2947	SCREW, rear end panel mldg.-w/decor group	6	4864587
1962	2117-19-27-67 (12,116)	WASHER, rear comp. lid emblem	AR	4670360

12.184 HINGE ASSY., END GATE

1961-62	2135	back door	4836786 RH	4836787 LH
1961	2135	BUMPER, back door hinge strap	AR	4816178
1961	2335-45, 2735	(10.464) BUSHING, end gate hinge	AR	4110660
1962	2335-45, 2735	end gate hinge	4	5713202
1961	2335-45, 2735	(10.466) PIN, end gate hinge	2	4125658
1962	2335-45, 2735	end gate hinge	4	5713204
1962	2335-45, 2735	PLATE, end gate torque rod cover	Center	1 4841392
1962	2335-45, 2735	end gate hinge cover-body side	AR	4841393
1961-62	2135	RETAINER, back door hinge torque rod	4791644 RH	4836373 LH
1961	2335-45, 2735	end gate hinge torque strap-less elec. wind.	Side	2 4817254
1961	2335-45, 2735	end gate hinge torque strap-w/elec. wind.	Center	1 4813982
1961	2335, 2735	end gate hinge torque strap	Center	1 4813885
1962	2335-45, 2735	end gate hinge torque strap	4	4841469
1962	2335-45, 2735	end gate hinge torque strap	Center	1 4841376
1961-62	2135	STRAP, back door hinge torque rod	2	4851568
1961	2335-45, 2735	end gate hinge torque	2	4813895
1961	2335-45, 2735	end gate hinge - gate side	4308400 RH	4308401 LH
1961	2335-45, 2735	end gate hinge-body side	2	4308397
1962	2335-45, 2735	end gate hinge torque	4	4842998
1962	2335-45, 2735	end gate hinge-gate side	5713130 RH	5713131 LH
1962	2335-45, 2735	end gate hinge-body side	5713194 RH	5713195 LH
1961	2135	BOLT, back door hinge to body	8	4803388
1961	2335-45, 2735	(10.463) end gate hinge	12	4810446
1962	2135	back door hinge to door	6	4848766
1962	2135	back door hinge to body	8	4848773
1962	2335-45, 2735	(10.463) end gate hinge	12	4849263
1962	2135	(10.646) SLEEVE, back door hinge bolt insert	AR	9417647

12.184 BOX ASSY., REAR COMPARTMENT LID HINGE

1961-62	2117-19-27	BOX ASSY., rear compt. lid hinge	5711308 RH	5711309 LH
1961	2311-37-39-69, 25-26 All, 2837-39		4308962 RH	4308963 LH
1961-62	2367, 2867		4308978 RH	4308979 LH
1962	2311-39-47-69, 26 All, 2839-47, 2947	rear compt. lid hinge	4308962 RH	4308963 LH
1962	2167	HINGE, rear compt. lid	4841524 RH	4841525 LH
1961-62	All exc. 21, 2335-45, 2735	COVER, rear compt. lid hinge torque rod	4795726 RH	4795727 LH

12.186 PIN, REAR COMPARTMENT LID HINGE

1961-62	All exc. 2135, 2335-45, 2735	PIN, rear compt. lid hinge	2	4151624
---------	------------------------------	----------------------------	---	---------

12.187 STRAP, REAR COMPARTMENT LID HINGE

1961-62	2117-19-27	STRAP, rear compt. lid hinge-w/link	2	4307816
1961-62	2367, 2867	rear compt. lid hinge	2	4308982
1961	2311-37-39-69, 2537-39, 2639-69, 2837-39	rear compt. lid hinge	2	4308966
1962	2311-39-47-69, 26 All, 2839-47, 2947	rear compt. lid hinge	2	4308966
1961-62	2117-19-27	ROD, rear compt. lid hinge torque	4808628 RH	4808629 LH
1961-62	2135	back door hinge torque	4832555 RH	4832556 LH
1961-62	2135	back door hinge torque-w/power back window	4835100 RH	4835101 LH
1961-62	2311-37-39-47-69, 2537-39, 2947	rear compt. lid hinge torque	4817040 RH	4817041 LH
1961-62	2367	rear compt. lid hinge torque	4817185 RH	4817186 LH
1961-62	2639-69, 2837-39-47	rear compt. lid hinge torque	4817042 RH	4817043 LH
1961-62	2867	rear compt. lid hinge torque	4817187 RH	4817188 LH
1962	2167	rear compt. lid hinge torque	4848824 RH	4848825 LH
1961	2135	CLIP, back door hinge torque rod	4804930 RH	4824872 LH
1962	2135	back door hinge torque rod	4804930 RH	4852394 LH

12.194 BOLT, REAR COMPARTMENT LID HINGE

1961	All	to lid	4	4615041
1962	All exc. 2135, 2335-45, 2735 .	to lid	4	4848758
1962	2167 (12.237)	SCREW, rear compt. lid hinge to body	4	4866142

12.195 MOLDING, END GATE OPENING FINISH

1961	2135	back door wind. reveal Upper	1	4804914
1961	2135	back door wind. reveal Side 4805134 RH		4805135 LH
1961-62	2335-45, 2735	back body opening pinchweld Upper	1	4811828
1961-62	2335-45, 2735	back body opening pinchweld . . Side 4835767 RH		4835768 LH
1961	2335-45	end gate outer panel	2	4831308
1961	2335-45, 2735	end gate belt finishing	1	4821295
1961	2335-45, 2735	end gate wind. opening garnish Upper 4821224 RH		4821225 LH
1961	2335-45, 2735	end gate wind. opening garnish . Side 4817922 RH		4817923 LH
1961-62	2335-45	end gate reveal-w/Decor group Upper 4813417 RH		4813418 LH
1961-62	2335-45	end gate reveal-w/Decor group Side 4811927 RH		4811928 LH
1961-62	2335-45	end gate window-w/back window reveal mldg.	1	4836762
1961-62	2735	end gate window	1	4836762
1961-62	2735	end gate reveal Upper 4813417 RH		4813418 LH
1961-62	2735	end gate reveal Side 4811927 RH		4811928 LH
1961-62	2735	end gate finishing Upper side	2	4813910
1961-62	2735	end gate finishing Upper center	1	4813944
1961-62	2735	end gate finishing Side	2	4813973
1962	2135	back door outer panel-w/Decor group	1	4837878
1962	2335-45, 2735	end gate belt finishing	1	4870804
1962	2335-45, 2735	end gate wind. opening garnish . Side 4857196 RH		4857197 LH
1962	2335-45, 2735	end gate wind. opening garnish . Upper 4857208 RH		4857209 LH
1961	2135	CLIP, back door pinchweld mldg. Center	6	4816045
1961-62	2135	back body opening upper pinchweld mldg.	6	4816047
1961-62	2335-45, 2735	back body opening pinchweld mldg.	14	4836199
1962	2735 (12.118)	end gate outer panel vertical mldg.	2	4843808
1961-62	2135	STRIP, back door inner cover sealing-w/power back wind.	1	4835091
1961	2335-45, 2735 (8.977)	SCREW, end gate belt finishing mldg. . (8-18x1-1/4")	AR	9414757
1961	2335-45 (8.977)	end gate wind. reveal mldg.-w/Decor group (8-18x3/8") Upper and lower	AR	9415568
1961	2735 (8.977)	end gate wind. reveal mldg. (8-18x3/8") Upper and lower	AR	9415568
1962	2335-45, 2735 (10.056)	end gate belt finishing mldg.	4	4846616
1962	2335-45, 2735 (10.056)	end gate opening upper garnish mldg.	7	4846616
1962	2135 (2.697)	NUT, back door outer panel mldg.-w/Decor group	6	4821859

12.195 END GATE PARTS

1961-62	2135 (10.783)	ARMATURE, back door window elec. motor, w/2 power window	1	4904220
1961-62	2335-45, 2735 (10.783)	lower end gate wind. reg. motor	1	4904220
1961-62	2135 (10.150)	BRACKET, back door wind. motor brush holder-w/power back wind.	2	4904212
1961-62	2335-45, 2735 (10.150)	end gate motor brush plate mtg.	2	4904212
1961-62	2135 (10.783)	BRUSH HOLDER, rear door motor w/power back wind.	1	4905337

1961-62	2335-45, 2735	(10.783)	end gate wind. motor	1	4905337
1961-62	2135	(10.587)	BUMPER, back door-on door	2	4845111
1961-62	2135	(12.212)	back door wind. stop-w/power window	1	4687558
1961-62	2335-45, 2735	(10.716)	end gate wind.	2	4767578
1962	2135	(10.587)	back door on body	2	4652531
1961	2135		CAM, back door window lower sash channel-w/power		
			back window-attached to channel w/screws	2	4835075
1961-62	2335-45, 2735		lower end gate wind. lock cyl. switch-w/elec. wind.	1	4305609
1961-62	2335-45, 2735		tail gate lower sash channel	2	4813856
1961-62	2335, 2735		CASE, lower end gate wind. outer handle cyl.	1	4306078
1961-62	2335-45, 2735		lower end gate wind. switch lock cyl.	1	4302698
1961-62	2135	(10.552)	back door lock cyl.	1	7015601
1961-62	2135		CHANNEL, back door window sash-w/power back		
			window	Upper	1 4835367
1961	2135		back door wind. sash-w/power back wind.		
			w/screw on type channels	Lower	1 4835073
1961	2135		back door wind. sash-w/power back wind.-		
			w/welded cam	Lower	1 4843486
1961	2335-45, 2735		lower end gate wind. sash	1	4842244
1962	2135		back door wind. sash-w/power back wind.	Lower	1 4857384
1962	2335-45, 2735		end gate wind. sash	Upper	1 4844319
1962	2335-45, 2735		end gate wind. sash-less stop	Lower	1 4844322
1962	2335-45, 2735		end gate wind. sash-includes stop	1	4873209
1961-62	All exc. 21	(10.777)	CIRCUIT BREAKER, end gate wind. reg.	1	535862
1962	2135		back door wind.-reg.-w/power back wind.	1	4849848
1961-62	2335-45, 2735	(10.777)	CLIP, lower end gate wind. switch inst. panel-		
			w/elec. wind.	AR	4154886
1961-62	2335, 2735		lower end gate outer handle clutch	1	4306077
1961-62	2335-45, 2735		lower end gate lock cyl. switch-w/elec. wind.	2	4302363
1961	2345	(10.777)	lower end gate wind. switch	2	4804537
1961-62	2335, 2735		CLUTCH, lower end gate outer handle cyl.	1	4305478
1961	2335-45, 2735		COVER, lower end gate inner access hole	2	4793993
1961	2335-45, 2735		lower end gate wiring hole	1	4794003
1962	2335-45, 2735		end gate inner access hole	1	4865541
1961-62	2335-45, 2735	(12.248)	CYLINDER, lower end gate wind. lock-w/elec. wind.	1	3771729
1961-62	2335, 2735		lower end gate wind. reg. handle	1	3764812
1961-62	2135		DEFLECTOR, back door water at lock-w/power		
			back window	1	4836335
1961-62	2335-45, 2735		lower end gate panel water	1	4819727
1961-62	2335-45, 2735		ESCUTCHEON, lower end gate switch on inst.		
			panel-w/elec. wind.	1	4816584
1961-62	2335-45, 2735		lower end gate wind. lock cyl. w/elec. wind.	1	4303940
1961-62	2135		GROMMET, back door elec. wind. switch-w/power		
			back window	1	4835809
1961-62	2135		HANDLE, back door outside	1	4803970
1961-62	2335, 2735		lower end gate wind. reg.-less cyl.	Outer	1 4304821
1961-62	2335, 2735		HANDLE AND KNOB, lower end gate wind.		
			reg.	Outer	1 4303918
1961-62	2335, 2735		HOUSING, lower end gate wind. outer handle	1	4303899
1961-62	2135		MOTOR, back door wind. elec. reg.-w/power back wind.	1	4909660
1961-62	2335-45, 2735		lower end gate wind. reg.	1	4908612
1961-62	2135		PANEL, back door inner cover-w/power back window	1	4835060
1961-62	2335-45		lower end gate inner cover	1	4793899
1961-62	2735		lower end gate inner cover	1	4793900
1961-62	2135		PAWL, back door lock cyl.	1	7017747
1961-62	2335, 2735		lower end gate wind. outer handle cyl.	1	4303910
1961-62	2335-45, 2735		PIN, lower end gate lock cyl. switch	1	4305458
1961-62	2335, 2735		lower end gate wind. outer handle ret.	1	4303901
1961-62	2135		PLATE, back door inner panel cam mounting		
			w/power back window	1	4838038
1961	2135		PLATE ASSY., back door elec. control on door-		
			w/power back window	1	4835097

1961	2135	back door elec. contact on body-w/power back window	1	4836986
1962	2135	back door elec. contact on door & body-w/power back wind.	2	4872297
1961-62	2735	PLATE AND BUSHING, lower end gate reg. sector-w/elec. wind.	1	4232451
1961-62	2335, 2735	PLUNGER, lower end gate handle cyl.	1	7013870
1961-62	2135	REGULATOR ASSY., back door elec. wind-less motor-w/power back window	1	5711517
1961	2335, 2735	lower end gate wind. manual	1	4818686
1961	2335-45, 2735	lower end gate wind. w/elec. wind.	1	4309607
1962	2335-45, 2735	end gate wind.-w/power wind.	1	5712114
1962	2335, 2735	end gate wind.-(manual)	1	4844186
1961	2335-45	lower end gate inner cover panel	1	4817174
1961	2135 (10.551)	RETAINER, back door lock cyl.	1	6276450
1961-62	2345 (10.777)	lower end gate wind. switch escutcheon	1	4722455
1961-62	2335-45, 2735	lower end gate wind. lock cyl.	1	4302355
1961-62	2335, 2735	lower end gate wind. outer handle pin 4303902 RH	1	4303903 LH
1961-62	2735	lower end gate inner cover panel	1	4814043
1962	2135 (10.551)	back door lock cyl. pawl	1	4783737
1962	2335-45	end gate inner cover panel	1	4844384
1961-62	2135 (10.686)	RIVET, back door stationary wind. div. channel-w/power back window	4	4190981
1961-62	2135	Upper	4	4231488
1961-62	2135 (10.783)	SET SCREW, back door wind. reg. motor-w/power back window	1	5096732
1961-62	2335-45, 2735 (10.783)	lower end gate wind. motor	1	5096732
1961-62	2135 (10.527)	SCREW, back door outside handle to door	2	4806007
1961-62	2335-45, 2735	lower end gate wind. glass run	2	4822430
1961-62	2335-45, 2735 (11.040)	Upper	2	4822429
1961-62	2335-45, 2735 (10.500)	lower end gate wind. glass run	2	4813306
1961-62	2335-45, 2735 (10.689)	lower end gate wind. reg. to inner panel	AR	4845099
1961	2335-45, 2735 (10.689)	lower end gate upper sash	4	4825964
1962	2135 (12.075)	back door wind. lower garn. mldg. to panel inner	3	4867536
1962	2335-45, 2735 (10.689)	lower end gate upper sash channel	3	4303900
1961-62	2335, 2735	SHOE, lower end gate wind. outer handle housing	4	4303900
1961	2135	SPACER, back door window motor to regulator-w/power back window	3	5711518
1961-62	2335, 2735	SPRING, lower end gate wind. outer handle cyl. case	1	7013869
1961-62	2335, 2735	lower end gate outer handle housing ret.	1	4303913
1961-62	2335, 2735	lower end gate outer handle cyl. pawl	1	4303911
1961-62	2335-45, 2735	lower end gate lock cyl. switch	1	4302362
1961	2335-45, 2735 (10.689)	end gate wind. upper sash channel	4	4845099
1961	2135	SERVICE PKG., back door lock (A)	1	3775430
1961-62	2135	back door window motor-w/power back window	1	4909518
1961-62	2335-45, 2735	lower end gate wind. reg. motor	1	4905338
1961-62	2335-45, 2735	lower end gate wind. lock	1	3771728
1961-62	2335-45, 2735	lower end gate wind. switch lock	1	3770378
1962	2335-45, 2735	STOP, end gate wind.-use w/channel less stop	1	4846517
1961-62	2135	STRIKER, back door lock	1	4803962
1961-62	2735	STRIP, lower end gate skid	4	4815698
1961-62	2135 (10.792)	STUD, back door stationary window-w/power back wind.	2	4786425
1961-62	2135	Lower	2	4786425
1961-62	2335-45, 2735	SWITCH ASSY., back door wind.-on inst. panel	1	4840068
1961-62	2335-45, 4735 (10.777)	lower end gate wind. lock cyl.	1	4305608
1961-62	2335-45, 4735 (10.777)	tail gate wind. on inst. panel with power operated window	1	4634122
1961-62	2345 (10.777)	lower end gate wind.	1	4723098
1961-62	2335-45, 2735	lower end gate wind. jamb	1	4823445
1961	2335-45 (11.031)	NUT, tail gate outer panel mldg.	10	4807615
1961-62	2135 (10.783)	WASHER, window motor armature plug-w/power back window	1	5097480
1961-62	2335, 2735	lower end gate outer cyl. hsg.	1	4304716
1961-62	2335, 2735	lower end gate outer handle cyl. hsg.	1	4303912
1961-62	2335, 2735	lower end gate outer handle clutch	1	4238336

▲NOTE: 2nd type w/cylinder 1-3/8" in. length.

12.203 SUPPORT ASSY., END GATE

1961-62	2335-45, 2735	lower end gate	4810548 RH	4810549 LH
1961	2335-45, 2735	SCREW, lower end gate support	12	4778565
1962	2335-45, 2735	end gate support	12	4848794

12.212 BUMPER, REAR COMPARTMENT LID (RUBBER)

1961-62	2117-19-27	rear compt. lid-on lid	2	4767559
1961	2119-27	rear compt. lid drain hole sealing	2	4760516
1961-62	All exc. 2335-45, 2735	rear compt. lid-on lid	2	4721222
1961-62	2335-45, 2735	lower end gate-on body	2	4749999
1961-62	2335-45, 2735	lower end gate-on gate	2	4826780
1962	2167	rear compt. lid-on lid	2	4688529

12.237 STRIKER-PLATE, REAR COMPARTMENT LID LOCK

1961	All exc. 2135, 2335-45, 2735	STRIKER, rear compt. lid lock	1	4813720
1962	All exc. 2135, 2335-45, 2735	rear compt. lid lock	1	4856287
1961	2117-19-27	PLATE, rear compt. lid lock anchor	1	4832364
1961	All exc. 2117-19-27-35, 2335-45, 2735	rear compt. lid lock anchor	1	4830264
1962	21 All exc. 2135	rear compt. lid lock anchor	1	4859468
1962	All exc. 21, 2335-45, 2735	rear compt. lid lock anchor	1	4823587
1961	All exc. 2135, 2335-45, 2735	BOLT, rear compt. lid lock striker	2	4729220
1962	All exc. 2135, 2335-45, 2735	SCREW, rear compt. lid lock striker	2	4866142

12.237 STRIKER-SPACER-BUMPER-PLATE, END GATE LOCK

1961-62	2335-45, 2735	STRIKER, lower end gate lock	4754469 RH	4754470 LH
1961-62	2135	SPACER, back door lock striker-emergency use	AR	4810212
1961-62	2335-45, 2735	lower end gate lock striker-emergency use	AR	4800021
1961-62	2335-45, 2735	BUMPER, lower end gate lock striker	2	4767729
1961	2335-45, 2735 (10.571)	PLATE, lower end gate lock striker adi.	Upper	2 4649281
1961-62	2335-45, 2735 (10.571)	lower end gate lock striker adi.	Lower	2 4649282
1961	2135	SCREW, back door lock striker-emergency use	AR	4686759
1961	2335-45, 2735	lower end gate lock striker-emergency use	AR	4686759
1962	2135, 2335-45, 2735 (10.570)	end gate lock striker	AR	4848762
1962	2135, 2335-45, 2735 (10.570)	end gate lock striker (5/16-18 x 1 3/16)	AR	4848760
1962	2135	back door lock striker (5/16-18 x 1 5/16)	AR	4848761

12.241 CLIP, END GATE LOCK

1961-62	2335-45, 2735 (10.474)	lower end gate lock remote control spring	2	4234830
---------	----------------------------------	---	---	---------

12.242 LOCK, REAR COMPARTMENT LID

1961-62	All exc. 2135, 2335-45, 2735		1	4753019
---------	--	--	---	---------

12.242 LOCK, LOWER END GATE

1961-62	2135	back door	1	4804069
1961-62	2335-45, 2735	lower end gate	4824904 RH	4810396 LH

1961-62	2335-45, 2735	CLIP, lower end gate lock remote control	1	4304714
1961-62	2335-45, 2735	CONTROL, tail gate lock remote	1	4810190
1961-62	2335-45, 2735	ROD, lower end gate remote control to lock	4815798 RH	4815799 LH
		HANDLE (see Group 12.246 for use)		4813047

12.243 REAR COMPARTMENT LID RELEASE PARTS

1961-62	P/8 (8.798)	CONNECTOR, rear compt. lid release valve hose to tank hose	1	3694818
1961-62	All exc. 21, 2335-45, 2735 & H.D.C.	COUPLING ASSY., rear compt. lid release power unit to lock rod	1	537900
1961-62	All exc. 21, 2335-45, 2735 & H.D.C.	COVER, rear compt. lid release power unit	1	534595
1961-62	All	HOSE, rear compt. lid control valve to power unit (244" long)	1	534601
1961-62	All exc. 21, 2335-45, 2735 & H.D.C.	SPACER, rear compt. lid power unit to lock anchor	1	537906
1961-62	All exc. 21, 2335-45, 2735 & H.D.C.	POWER UNIT ASSY., rear compt. lid release	1	534596
1961-62	All 2 B.C.-4 B.C. exc. 21, 2335-45, 2735 & H.D.C.	TANK ASSY., rear compt. lid vacuum reserve	1	537765
1961-62	All exc. 21, 2335-45, 2735 & H.D.C.	VALVE ASSY., rear compt. lid release control	1	534594

12.246 HANDLE, END GATE

1961-62	2335-45, 2735 (12.242)	inside remote control	1	4813047
---------	------------------------	-----------------------	---	---------

12.247 GASKET, REAR COMPARTMENT LID LOCK

1961-62	All exc. 2135, 2335-45, 2735	rear compt. lid lock cyl.	1	4780518
1961-62	2135	back door lock cyl.	1	4587931
1961-62	2135	back door outside handle	2	4806236
1961-62	2335, 2735 (12.250)	lower end gate outside handle	1	4766219
1962	2947	rear compt. lid lock cyl.	1	4781088

12.248 CYLINDER, REAR COMPARTMENT LID LOCK

1962	All exc. 21, 2335-45, 2735	CYLINDER, rear compt. lock	1	3764810
1961-62	All (2.187)	KEY, rear compt.-blank	2	7002238
1961-62	All exc. 2335-45, 2735	SERVICE PKG., rear compt. cyl. lock	1	3775428
1962	2947	REPAIR KIT, rear compt. lid lock	1	3764803
1961-62	2135	SPRING, back door lock detent lever	1	4307590
1961-62	2335-45, 2735	lower end gate lock hook lever 4301722 RH		4301723 L
1962	2947	SCREW, rear compt. lid lock cyl.-w/decor group	2	4864589
1962	2947	WASHER, rear compt. lid lock cyl.-w/decor group	2	4864590
		CYLINDER (See group 12.195 for use)		3771729

12.249 CASE-RETAINER-SPRING-SERVICE PKG., REAR COMPARTMENT LID LOCK

1961-62	All exc. 2135, 2335-45, 2735	CASE, rear compt. lock	1	577274
1962	2947	rear compt. lid lock cyl.	1	7013235
1962	2947	CAP, rear compt. lid lock cyl. case	1	7013236
1961-62	All exc. 2135, 2335-45, 2735	RETAINER, rear compt. lid lock cyl.	1	4830533
1961-62	2135, 2335, 2735	SERVICE PKG., lower end gate lock parts	1	3764805
1961-62	All exc. 2135, 2335-45, 2735	SPRING, rear compt. lock cyl.-coil	1	7001087

12.250 GASKET, END GATE LOCK CYLINDER

1961-62	2335-45, 2735	lower end gate lock cyl. escutcheon	1	4766219
---------	---------------	-------------------------------------	---	---------

12.252 SHAFT, REAR COMPARTMENT LID LOCK CYLINDER

1961-62 All exc. 2135, 2335-45, 2735 1 3788294

12.262 MOLDING, REAR COMPARTMENT LID

1962 P/8 exc. 2335-45, 2735 outer panel (57" x 1/2") 1 4839220

12.269 WEATHERSTRIP, REAR COMPARTMENT LID

1961-62 2117-19-27 on gutter 1 4810959
 1961-62 All exc. 21, 2335-45, 2735 on gutter 1 4807736

12.269 WEATHERSTRIP, END GATE

1961-62 2135 back door bottom drain hole-w/power back window 2 4835096
 1961-62 2135 back door 1 4803666
 1961 2135 back door wind. glass run-w/power back window
 -clips on to inner-out panel Inner 1 4835094
 1961-62 2135 back door wind. glass run-w/power back wind.-staples
 to back door wind. garnish lower mldg. Inner 1 5712426
 1961-62 2135 back door wind. glass run-w/power back
 window Outer 1 4835093
 1961-62 2335-45, 2735 end gate opening at belt 4841470 RH 4841471 LH
 1961-62 2335-45, 2735 lower end gate-complete 1 4817754
 1961-62 2335-45, 2735 lower end gate inner glass run 1 4308207
 1961-62 2335-45 lower end gate glass run Outer 1 4841464
 1961-62 2335-45 end gate wind. lower reveal mldg.-
 w/back wind. reveal mldg. 1 5712071
 1961-62 2735 end gate wind. lower reveal mldg. 1 5712071
 1961-62 2135 (10,695) FASTENER, back door bottom drain hole strip
 w/power back wind. AR 4685752
 1961-62 2335-45, 2735 (10,695) lower end gate w/strip AR 4653672
 1961-62 2335-45, 2735 (10,695) lower end gate bottom strip AR 4685752
 1961-62 2335-45, 2735 (10,695) lower end gate opening sealing strip 4 4653672
 1961-62 2135 HOSE, back door bottom drain 1 4841317

12.428 RAIL, REAR QUARTER WINDOW BELT

1961-62 2135 4831402 RH 4791851 LH
 1961-62 2335-45, 2735 4795690 RH 4795691 LH

12.491 PILLAR ASSY., BODY CENTER

1961 21 All 4833007 RH 4833008 LH
 1961 2335-45-69, 2669, 2735 4807384 RH 4807385 LH
 1961 2339, 2539, 2639, 2839 4807392 RH 4807393 LH
 1962 2119-35 4849945 RH 4849946 LH
 1962 2335-45-69, 2669, 2735 4850334 RH 4850335 LH
 1962 2339, 2639, 2839 4850362 RH 4850363 LH
 1961-62 2339, 2539, 2639, 2839 BRACE, center pillar to floor . . . Lower 4824870 RH 4824871 LH
 1961-62 2335-39-45-69, 2539, 2639-69,
 2735, 2839 FILLER, center pillar outer
 panel Lower 4793616 RH 4793617 LH
 1961-62 2119-35 PLUG, center pillar access hole 2 4804861

12.579 SPARE TIRE COVER PANEL PARTS

1961-62	2135	BUMPER, spare tire cover panel support	1	4815180
1961-62	2335-45, 2735 (12,944)	spare tire cover panel Rear	2	4569867
1961	2735	CAP, luggage compt. finish mldg. screw	AR	4725264
1961	2335-45, 2735	CATCH, spare tire cover panel	1	4843518
1962	2335-45, 2735		1	4861719
1961-62	2135	CLIP, spare tire cover support to ret.	1	4806390
1961	2135	HANDLE, spare tire cover panel-grey	1	4830275
1961	2135	garnet	1	4830276
1961	2135	blue	1	4833086
1961	2135	green	1	4833087
1961	2135	fawn	1	4833085
1961-62	2335 2735	luggage compt. rear panel closing	1	4833642
1962	2135	spare tire cover panel-red	1	4859854
1962	2135	spare tire cover panel-grey	1	4859855
1962	2135	spare tire cover panel-blue	1	4859856
1962	2135	spare tire cover panel-green	1	4859857
1962	2135	spare tire cover panel-aqua	1	4859858
1962	2135	spare tire cover panel-fawn	1	4859859
1961-62	2135	HINGE, spare tire cover panel	1	4806264
1961	2135	PANEL, spare tire cover w/automat load floor covering	1	4806086
1961	2135	w/textured steel-grey	1	4815602
1961	2135	blue	1	4815605
1961-62	2335-45, 2735	spare tire cover 4835697 RH		
1962	2135	w/automat load floor covering	1	4839517
1962	2135	spare tire cover-red	1	4851522
1962	2135	spare tire cover-grey	1	4851524
1961-62	2335-45, 2735	PLATE, spare tire cover panel catch	1	4817759
1961-62	2135	STRIP, spare tire cover panel sealing	4	4827531
1961-62	2135	SUPPORT, spare tire cover panel-up position	1	4839497
1961	2335-45	spare tire cover panel-grey 4819344 RH		
1961	2335-45, 2735	spare tire cover panel-garnet 4830430 RH		
1961	2335-45	spare tire cover panel-blue 4830896 RH		
1961	2335-45, 2735	spare tire cover panel-green 4830897 RH		
1961	2335-45, 2735	spare tire cover panel-fawn 4830898 RH		
1962	2335-45, 2735	spare tire cover panel-garnet 4860793 RH		
1962	2335-45, 2735	spare tire cover panel-blue 4860794 RH		
1962	2335-45	spare tire cover panel-green 4860795 RH		
1962	2335-45	spare tire cover panel-aqua 4860796 RH		
1962	2335-45, 2735	spare tire cover panel-fawn 4860797 RH		

12.650 BRACE, DASH TO CHASSIS FRAME

1961-62	21 All			4814812 LH
1961-62	All exc. 21			4809440 LH
1961	All exc. 21	Inner	4809441 RH	
1961	All exc. 21	Outer	4809439 RH	
1962	All exc. 21	Inner	4856541 RH	

12.659 BRACE, HINGE PILLAR TO FLOOR

1961	2367, 2867	(▲)	4793178 RH	4793179 LH
1962	2167		4843313 RH	4853786 LH
1962	2167	toe pan to rocker panel Inner	4838977 RH	4838978 LH
1961	21 All	REINFORCEMENT, frt. body hinge pillar to rocker	4833984 RH	4835755 LH
1961-62	21 All	to duct panel	4801058 RH	4824885 LH
1961-62	All exc. 21	to duct panel	4811786 RH	4811787 LH
1961	All exc. 21 & 2735	to rocker panel	4793158 RH	4793161 LH
1962	21 All exc. 2167	to rocker panel	4843310 RH	4843311 LH
1962	2167	to rocker panel	4848965 RH	4848966 LH
1962	All exc. 21	to rocker panel	4845744 RH	4845745 LH

▲NOTE: Use w/bodies having front body hinge pillar to floor braces.

12.684 BRACE, BODY LOCK PILLAR

1961-62	2311-37-47-67, 2537, 2947 . . .	to wheelhouse	4817780 RH	4817781 LH
1961	2367, 2867	to floor Upper	4813714 RH	4813715 LH
1961-62	2837-47-67	to wheelhouse	4817782 RH	4817783 LH
1962	2167	to floor	4845346 RH	4845347 LH
1962	2367, 2867	to pan Upper	4850024 RH	4850025 LH

12.768 BRACE, TOP COMPARTMENT TO FLOOR

1961-62	2367, 2867	4812905 RH	4812906 LH
1962	2167	4845852 RH	4845853 LH
1962	2167	compt. lid hinge to wheelhouse . Lower	4866850 RH	4866851 LH

12.803 COWL AND DASH ASSY. (L.H.D.)

1961	21 All	less inst. panel		1 4808758
1961	23-25 All		1 4818445
1961	23-25 All	w/electric overlap w/shield wipers		1 4818446
1961	26-27-28 All		1 4818446
1962	21 All		1 4856262
1962	All exc. 21		1 4856492
1961-62	21 All exc. 2167	PAN ASSY., front floor toe		1 4839163
1961	23-25 All		1 4813300
1961	26-27-28 All		1 4813302
1962	2117-19-27-35		1 4857192
1962	2167		1 4841859
1962	23-29 All		1 4865524
1962	26-27-28		1 4865525

12.804 PANEL, SHROUD

1961	21 All Lower	4833982 RH	4833983 LH
1962	21 All Lower	4870202 RH	4870203 LH
1961-62	21 All	shroud vent duct Side	4791705 RH	4791706 LH
1961-62	All exc. 21	shroud panel Lower	4793170 RH	4793171 LH
1961-62	All A.C. exc. 21 Lower	4800916 RH	
1961-62	All exc. 21	shroud vent duct Side	4838884 RH	4837923 LH
1961-62	21 All exc. A.C. (9.789)	BODY AND SHAFT ASSY., air inlet valve	539377 RH	
1961-62	21 All (9.789)	air inlet valve		539378 LH
1961-62	21 All	COVER, shroud lower panel access hole		2 4791730
1961-62	All exc. 21	DOOR, shroud panel air outlet	4775808 RH	4775809 LH
1961-62	21 All	FILLER, dash to shroud corner . Upper	4835662 RH	4835663 LH
1961-62	All exc. 21	OUTLET, shroud side duct air	4812954 RH	4812952 LH
1961-62	All exc. 21	GUTTER, w/shield lower corner-rubber	4817250 RH	4817251 LH
1961-62	21 All	PLATE, shroud to front fender		
		baffle Upper	4819391 RH	4819392 LH
1961-62	21 All exc. 2167 Lower	4819395 RH	4819396 LH

12.807 FRAME, WINDSHIELD UPPER

1961	21 All	Inner	1 4808505
1961-62	2311-35-45-69, 2669, 2735	Inner	1 4815175
1961	2337-39, 2537-39, 2639, 2837-39	Inner	1 4815176
1961-62	2367, 2867	Inner	1 4815178
1961-62	All exc. 21	windshield side Lower	4793147 RH	4793148 LH
1962	21 All exc. 2167	Inner	1 4833562
1962	2167	Inner	1 4845299
1962	2339, 2639, 2839	windshield upper	Inner	1 4815176
1962	2347, 2847, 2947	windshield upper	Inner	1 4840776

12.810 PANEL, ROOF

1961-62	2117	1	4836761
1961-62	2119	1	4808508
1961-62	2127	1	4836760
1961-62	2135	1	4808509
1961	2311-69, 2669	less drip mldgs.	1	4794709
1961-62	2335-45, 2735	less drip mldgs.	1	4797407
1961	2337, 2537, 2837	less drip mldgs.	1	4794822
1961-62	2339, 2539, 2639, 2839	less drip mldgs.	1	4794779
1962	2311-69, 2669	less drip mldgs.	1	4823127
1962	2347, 2847, 2947	less drip mldgs.	1	4839263
1961	2117	EXTENSION, roof panel	4858558 RH	4858559 LH
1961-62	2119	4792128 RH	4792129 LH
1961	2127	4819880 RH	4819881 LH
1961-62	2135	4833112 RH	4833113 LH
1961	2311-69, 2669	4794710 RH	4794711 LH
1961-62	2335-45, 2735	4801196 RH	4801197 LH
1961	2337, 2537, 2837	4794823 RH	4794824 LH
1961	2339, 2539, 2639, 2839	4794780 RH	4794781 LH
1962	2117	4867790 RH	4867791 LH
1962	2127	4867788 RH	4867789 LH
1962	2339, 2639, 2839	4847454 RH	4847455 LH
1962	2117	PLATE, roof extension panel name		
			"LeMans"	4865502 RH	4865503 LH
1962	2117 (11.031)	NUT, roof ext. panel name plate	AR	4807615

12.815 ROOF TOP CARRIER PARTS

1961-62	All exc. 21	GASKET, roof top carrier rail support	AR	3769907
1961-62	2135	4	3769907
1961-62	All exc. 21	INSULATOR, roof top carrier	Cross	AR 3784104
1961-62	All exc. 21	Longitudinal	8 3784103
1961-62	2135	Longitudinal	6 1351549
1961-62	2135, 2335-45, 2735	NUT ASSY., rail support to roof-self sealing (1/4"-20)	AR	528846
1961-62	2135	RAIL, roof top carrier	Front	1 580594
1961-62	2135	Rear	1 580595
1961-62	2135	Side	2 580598
1961-62	All exc. 21	End	2 3784110
1961-62	All exc. 21	Side	2 3784109
1961-62	All	RETAINER, roof top carrier strap	AR	3784105
1961-62	All exc. 21	STRAP, roof top carrier	Cross	3 3784102
1961-62	All exc. 21	Longitudinal	8 3784101
1961-62	2135	Cross	2 1351548
1961-62	2135	Longitudinal	6 1351547
1961-62	2135, 2335-45, 2735	RIVET, front and rear rail to side rail		4 528387
1961-62	All	SUPPORT, roof top carrier rail	3784108 RH	3784107 LF
1961-62	2135, 2335-45, 2735	.. (8.975)	SCREW, roof top carrier rail & supt.		
			to rack-set	(1/2"-20x1/4")	AR 127782
1961-62	2135, 2335-45, 2735	.. (8.909)	roof top carrier support to roof	(1/4"-20x7/8")	AR 186466
1961-62	2135	roof luggage carrier rail & support		4 3797757

12.840 PANEL, FRONT BODY HINGE PILLAR

1961	2119-35	4803562 RH	4803563 LF
1961	2117-27	4843614 RH	4843615 LF
1961	2311-35-45-69, 2669, 2735	4827212 RH	4827213 LF
1961	2337, 2537, 2837	4827208 RH	4827209 LF
1961	2339, 2539, 2639, 2839	4827210 RH	4827211 LF
1961	2367, 2867	4827266 RH	4827267 LF
1962	2117-27	4849950 RH	4849951 LF
1962	2119-35	4849948 RH	4849949 LF
1962	2167	4845337 RH	4845338 LF
1962	2311-35-45-69, 2669, 2735	4848895 RH	4855509 LF
1962	2339-2639, 2839	4848896 RH	4856253 LF
1962	2347, 2847, 2947	4835650 RH	4835651 LF
1962	2367, 2867	4848897 RH	4855511 LF

12.895 PANEL, FRONT DOOR OUTER

1962	2117-27	4847530 RH	4847531 LH
1961-62	2119-35	4792106 RH	4792107 LH
1961	2117-27	4827506 RH	4827507 LH
1961	2311	4800202 RH	4800203 LH
1961-62	2335-45-69, 2669, 2735	4832424 RH	4832425 LH
1961-62	2339, 2539, 2639, 2839	4832418 RH	4832419 LH
1961-62	2337-47-67, 2537, 2837-47-67, 2947	4832434 RH	4832435 LH
1962	2167	4847532 RH	4847533 LH
1962	2311	4858984 RH	4858985 LH

12.913 PANEL, REAR DOOR OUTER

1961-62	2119-35	4792122 RH	4792123 LH
1961	2335-45, 2735	4832490 RH	4832491 LH
1961-62	2339, 2539, 2639, 2839	4832484 RH	4832485 LH
1961-62	2369, 2669	4832478 RH	4832479 LH
1962	2335-45, 2735	4842448 RH	4842449 LH

12.934 PANEL, DOOR OPENING ROCKER

1961	21 All	Inner front	4836250 RH	4836251 LH	
1961	21 All	Inner rear	4791941 RH	4791942 LH	
1961	2117-27	Outer	4834716 RH	4834717 LH	
1961	2119-35	Outer	4803227 RH	4803228 LH	
1961-62	All exc. 21	Inner	4794063 RH	4794064 LH	
1961	All exc. 21	Outer front	4793167 RH	4793168 LH	
1961	2311-37, 2537, 2837	Outer	4807197 RH	4807198 LH	
1961	2335-39-45-69, 2539, 2639-69, 2735, 2839	Outer	4808040 RH	4808041 LH	
1961	2367, 2867	Outer	4814886 RH	4814887 LH	
1962	21 All exc. 2167	Inner front	4839567 RH	4839568 LH	
1962	2117-19-27-35	Inner rear	4836337 RH	4836338 LH	
1962	2117-27	Outer	4842271 RH	4842272 LH	
1962	2119-35	Outer	4845886 RH	4845887 LH	
1962	2167	Outer	4846043 RH	4846044 LH	
1962	2167	Inner	4838260 RH	4838261 LH	
1962	2311-47, 2847, 2947	Outer	4845702 RH	4845703 LH	
1962	2335-39-45-69, 2639-69, 2735, 2839	Outer	4845706 RH	4845707 LH	
1962	2367, 2867	Outer	4845708 RH	4845709 LH	
1961-62	2117-19-27	BRACE, rear compt. rail to rocker	Inner	4824751 RH	4824752 LH
1961-62	2135	Inner	4824755 RH	4824756 LH	
1962	2167	Inner	4841857 RH	4841858 LH	
1961-62	2117-27, 2311-37-47-67, 2537, 2837-47-67, 2947	COVER, rocker inner panel drain-rubber	2	4615576 LH	
1962	2335-45, 2735	spare tire pocket drain hole	1	4615576	
1962	2167	qtr. panel drain hole at rocker panel	4	4714505	
1961	21 All	EXTENSION, rocker outer panel	Front	4791965 RH	4791966 LH
1961	All exc. 21	rocker inner panel	Front	4807424 RH	4807425 LH
1961	23, 25, 26, 27, 28 All	rocker outer panel reinforcement		4793175 RH	4793184 LH
1962	21 All	rocker outer panel	Front	4843308 RH	4843309 LH
1962	All exc. 21	rocker inner panel	Front	4845710 RH	4845711 LH
1962	All exc. 21	rocker outer panel	Front	4845714 RH	4845715 LH
1961	21 All	FILLER, rocker panel rear		4805688 RH	4805689 LH
1961	21 All	rocker outer panel front ext.		4802940 RH	4802941 LH
1961-62	23, 25, 27, 29 All	rocker panel	Rear	4794385 RH	4794386 LH

1961-62	26-28 All Rear	4794387 RH	4794388 LH
1962	21 All Rear	4842961 RH	4842962 LH
1962	21 All	4843306 RH	4843307 LH
1962	2167	4842098 RH	4842099 LH
1961	2311-37-47-67, 2537, 2837-67, 2947		
		PLATE, rocker panel baffle		2 4807740
			2 4807740
1962	2311-47-67, 2847-67, 2947		
1961	All exc. 21	REINFORCEMENT, rocker to shroud	4803162 RH	4803163 LH
1961-62	2339, 2539, 2639, 2839		
		rocker outer panel at center pillar	4809231 RH	4809232 LH
1962	2167 Upper	4838268 RH	4838269 LH
1962	2167 Lower	4838264 RH	4838265 LH
1962	2167	4840652 RH	4840653 LH
1962	2167	4849933 RH	4849934 LH
1962	All exc. 21	4845740 RH	4845741 LH

12.940 PANEL, REAR QUARTER SIDE OUTER, OUTER ONLY

1961	2117	4858560 RH	4858561 LH
1961	2119	4807647 RH	4807648 LH
1961	2127	4819890 RH	4819891 LH
1961	2135	4825488 RH	4807657 LH
1961	2311	4794838 RH	4794839 LH
1961	2335-45, 2735	4794987 RH	4794988 LH
1961	2337, 2537	4832350 RH	4832351 LH
1961	2339, 2539	4832348 RH	4832349 LH
1961	2367	4794868 RH	4794869 LH
1961	2369	4794712 RH	4794713 LH
1961	2639, 2839	4832352 RH	4832353 LH
1961	2669	4794782 RH	4794783 LH
1961	2837	4794864 RH	4794865 LH
1961	2867	4800816 RH	4800817 LH
1962	2117	4860801 RH	4860802 LH
1962	2119	4839531 RH	4839532 LH
1962	2127	4839533 RH	4839534 LH
1962	2135	4841452 RH	4841453 LH
1962	2167	4841454 RH	4841455 LH
1962	2311	4823197 RH	4823198 LH
1962	2335-45	4823228 RH	4823229 LH
1962	2339	4823184 RH	4823185 LH
1962	2347	4827238 RH	4827239 LH
1962	2367	4823226 RH	4823227 LH
1962	2369	4823148 RH	4823149 LH
1962	2639	4823298 RH	4823299 LH
1962	2669	4823210 RH	4823211 LH
1962	2735	4831883 RH	4831884 LH
1962	2839	4835812 RH	4835813 LH
1962	2847	4823328 RH	4823329 LH
1962	2867	4823348 RH	4823349 LH
1962	2947	4864591 RH	4864592 LH

12.940 PANEL, REAR QUARTER SIDE OUTER EXTENSION

1961-62	2135	4807658 RH	4807659 LH
1961	2311-37-39-67-69, 25-26-28 All	4794714 RH	4794715 LH
1961	2335-45, 2735	4809490 RH	4809491 LH
1962	2335-45, 2735	4836936 RH	4823447 LH

12.941 PANEL, REAR QUARTER SIDE INNER

1961	2119			4804834 RH	4804835 LH
1961-62	2117-27			4819898 RH	4819899 LH
1961	2135			4800474 RH	4800475 LH
1961	2311		Front	4806226 RH	4806227 LH
1961-62	2335-45, 2735			4795531 RH	
1961	2337, 2537, 2837			4809822 RH	4809823 LH
1961	2367, 2867		Front	4806781 RH	4806782 LH
1961-62	2367, 2867		Rear	4837441 RH	4837442 LH
1962	2117-27			4862003 RH	4862004 LH
1962	2119			4854115 RH	4854116 LH
1962	2135		Front	4862948 RH	4862949 LH
1962	2167		Front	4838194 RH	4838195 LH
1962	2167		Rear	4838196 RH	4838197 LH
1962	2311			4851295 RH	4851296 LH
1962	2347, 2847, 2947			4844502 RH	4844503 LH
1962	2367, 2867		Front	4849260 RH	4849261 LH
1961-62	2117-27		COVER, rear qtr. inner panel access hole		
			Rear	4833635 RH	4833636 LH
1961	2311		Rear	4810733 RH	4810734 LH
1961-62	2337-47, 2537, 2837-47, 2947		Rear	2 4794938	
1961	2367, 2867			4794233 RH	4794234 LH
1962	2117-27		Rear	4862005 RH	4862006 LH
1962	2167			4868232 RH	4868233 LH
1962	2311		Center	4856628 RH	4856629 LH
1962	2335-45, 2735		rear qtr. finishing	Lower corner	2 4835682
1962	2367, 2867		rear qtr. inner panel access hole	4849250 RH	4849251 LH
1962	2167	(12.934)	CLIP, rear qtr. panel drain hole cover		4 4714504
1961-62	2135		EXTENSION, rear qtr. inner panel		
			Rear	4831845 RH	4791834 LH
1961	2367, 2867		Lower	4818540 RH	4818541 LH
1962	2947		FILLER, rear seat back to qtr. panel-garnet		
			red	4857272 RH	4857273 LH
1962	2947		blue	4862173 RH	4862174 LH
1962	2947		blue	4862175 RH	4862176 LH
1962	2947		fawn	4866680 RH	4866681 LH
1962	2947		saddle	4866682 RH	4866683 LH
1961	2117-27		PLUG, rear qtr. inner access hole sealing		2 3780536
1961-62	All exc. 21		shroud upper panel access hole		AR 6282592
1962	2117-27		rear qtr. inner access hole sealing		2 6256958
1961-62	2119		REINFORCEMENT, rear body lock pillar	4791814 RH	4791815 LH
1961-62	2119-35		body lock pillar to qtr. panel	4839261 RH	4839262 LH
1961-62	2135		rear body lock pillar	Upper 4803052 RH	4803053 LH
1961-62	2135		rear body lock pillar	Lower 4803050 RH	4803051 LH
1961-62	2311		qtr. wind. belt flange		2 4795588
1961-62	2335-39-45-69, 2539, 2735		body lock pillar	4795150 RH	4795151 LH
1961-62	2337-47, 2537, 2837-47, 2947		body lock pillar	4795605 RH	4795606 LH
1961-62	2367, 2867		body lock pillar	4821143 RH	4821144 LH
1961-62	2639-69, 2839		body lock pillar	4810040 RH	4810041 LH
1962	2167		body lock pillar	4838202 RH	4838203 LH
1962	2639-69, 2839		STIFFENER, qtr. panel at lid opening front		2 4866050

12.944 PANEL, REAR BODY LOCK PILLAR

1961	21 All		Outer lower	4803558 RH	4803559 LH
1961-62	2119		Inner upper	4791804 RH	4791805 LH
1961-62	2119		Outer upper	4791771 RH	4791772 LH
1961-62	2117-27		Inner	4820957 RH	4820958 LH
1961	2117-27		Outer	4835103 RH	4835104 LH
1961-62	2135		Inner upper	4791840 RH	4791841 LH
1961-62	2135		Outer upper	4791798 RH	4791799 LH
1961	2311		Outer	4813206 RH	4813207 LH
1961	2335-45, 2735		Outer	4818510 RH	4818511 LH
1961	2335-45, 2735		Inner lower	4808016 RH	4808017 LH

1961	2335-45, 2735	Outer lower	4795315 RH	4795316 LH
1961	2337, 2537, 2837	Outer	4814698 RH	4814699 LH
1961	2339, 2539	Outer lower	4814816 RH	4814817 LH
1961	2339, 2539, 2639, 2839	Inner upper	4829896 RH	4829897 LH
1961-62	2339, 2539, 2639, 2839	Inner lower	4808026 RH	4808027 LH
1961-62	2339, 2539, 2639, 2839	Outer upper	4795148 RH	4795149 LH
1961	2367, 2867	Outer	4814700 RH	4814701 LH
1961	2369	Outer lower	4814782 RH	4814783 LH
1961	2369, 2669	Inner upper	4795135 RH	4795136 LH
1961	2369, 2669	Outer upper	4794856 RH	4794857 LH
1961	2369, 2669	Inner lower	4808020 RH	4808021 LH
1961	2639, 2839	Outer lower	4814818 RH	4814819 LH
1961	2669	Outer lower	4814784 RH	4814785 LH
1962	2117-27	Outer	4849852 RH	4849853 LH
1962	2119-35	Outer lower	4849854 RH	4849855 LH
1962	2311	Outer	4862942 RH	4862943 LH
1962	2335-45, 2735	Inner lower	4843654 RH	4843655 LH
1962	2335-45, 2735	Outer lower	4823312 RH	4823313 LH
1962	2335-45, 2735	Outer	4845046 RH	4845047 LH
1962	2339, 2639, 2839	Inner upper	4843675 RH	4843676 LH
1962	2339	Outer	4845040 RH	4845041 LH
1962	2347, 2847, 2947	Outer	4850094 RH	4850095 LH
1962	2367, 2867	Outer	4860772 RH	4860773 LH
1962	2369	Outer	4845038 RH	4845039 LH
1962	2369, 2669	Inner upper	4840112 RH	4840113 LH
1962	2369, 2669	Inner lower	4847472 RH	4847473 LH
1962	2639, 2839	Outer	4845042 RH	4845043 LH
1962	2669	Outer	4845044 LH	4845045 LH
1961-62	2119	FILLER, qtr. wind. lower corner. Front	4804556 RH	4804557 LH
1961	23-25-26-28 All exc. 2335-45	qtr. panel to rear end panel	4803862 RH	4803863 LH
1961-62	2339	qtr. outer panel upper frt. corner	4808380 RH	4808381 LH
1961	2337, 2537, 2837	REINFORCEMENT, rear qtr. outer panel at belt	4795703 RH	4795704 LH
1961-62	2367, 2867		4810404 RH	4810405 LH
1962	2167		4838230 RH	4838231 LH
1962	2167	rear qtr. outer to inner panel . Front	4838232 RH	4838233 LH

12.944 PANEL, WHEELHOUSE

1961	2117-27		4834706 RH	4834707 LH
1961	2119		4819740 RH	4833819 LH
1961	2135		4819741 RH	4803931 LH
1961	2311		4813220 RH	4813221 LH
1961	2335-45, 2735		4816656 RH	4816657 LH
1961	2335-45, 2735	w/split back 2nd seat	4831952 RH	
1961	2337, 2537	wheelhouse panel	4813224 RH	4813225 LH
1961	2339-69, 2539		4813260 RH	4813261 LH
1961	2367		4813336 RH	4813337 LH
1961	2639-69, 2839		4813264 RH	4813265 LH
1961	2837		4813226 RH	4813227 LH
1961	2867		4813338 RH	4813339 LH
1961	2335-45, 2735	wheelhouse cover	4808512 RH	
1961	2335-45, 2735	wheelhouse cover w/split back 2nd seat	4831953 RH	
1962	2117-27		4845166 RH	4845167 LH
1962	2119		4819740 RH	4856870 LH
1962	2135		4819741 RH	4856871 LH
1962	2167		4845258 RH	4845259 LH
1962	2311		4844650 RH	4844651 LH
1962	2335-45, 2735		4844678 RH	4844681 LH
1962	2339		4844656 RH	4844657 LH
1962	2347, 2947		4844652 RH	4844653 LH
1962	2367		4844476 RH	4844477 LH
1962	2369		4844658 RH	4844659 LH
1962	2639, 2839		4844660 RH	4844661 LH

1962	2669	4844662 RH	4844663 LH
1962	2847	4844654 RH	4844655 LH
1962	2867	4844478 RH	4844479 LH
1962	2335-45, 2735	wheelhouse cover	1 4847580
1962	2335-45, 2735	wheelhouse cover-w/split back second seat	1 4847581
1961	2337, 2537, 2837	BRACE, rear qtr. inner panel to wheelhouse	4809646 RH 4809647 LH
1961-62	26-28 All	wheelhouse to pan-diagonal	Front 4795294 RH 4795295 LH
1961-62	26-28 All	diagonal	Rear 4795302 RH 4795303 LH
1962	2347, 2847, 2947	qtr. outer panel to wheelhouse	4839472 RH 4839473 LH
1961	26-28 All (8.154)	CLIP, filler to wheelhouse	8 540160
1962	All exc. 21, 2335-45, 2735 (8.154)		AR 540160
1962	All exc. 21, 2335-45, 2735 (8.154)	body rear splash filler	6 540160
1961-62	26-28 All	FILLER, rear wheelhouse to frame-(rubber)	2 540526
1962	2311-39-47-67-69, 2947		2 541953
1962	All exc. 21, 2335-45, 2735 H.D.C.	body rear splash (9-1/2"x3" rubber)	2 543225
1961-62	2117-27	PLATE, wheelhouse to qtr. baffle	Upper 4826010 RH 4826011 LH
1961	2311		Upper 4795251 RH 4795252 LH
1961	2337, 2537, 2837		Upper 4795747 RH 4795748 LH
1961	2367, 2867		Upper 4809714 RH 4809715 LH
1961	2335-45, 2735	rear qtr. lower corner at bumper	4826333 RH 4826334 LH
1962	2167	wheelhouse to qtr. baffle	Upper 4838212 RH 4838213 LH
1962	2311		Upper 4823548 RH 4823549 LH
1962	2347, 2847, 2947		Upper 4835470 RH 4835471 LH
1962	2367, 2867		Upper 4823638 RH 4823639 LH
1962	2335-45, 2735	rear qtr. lower corner at bumper	4846927 RH 4846928 LH
1962	2335-45, 2735	wheelhouse trim panel finish-paint to match	4861841 RH 4861819 LH
1962	2335-45, 2735	wheelhouse trim panel finish-w/split back 2nd seat-paint to match	4861830 RH
1962	2335-45, 2735	tail lamp mounting	4837527 LH
1961	2335-45	PLATE, wheelhouse trim panel finish-grey	4830461 RH 4830453 LH
1961	2335-45	blue	4830899 RH 4830454 LH
1961	2335-45	blue, w/split back 2nd seat	4836077 RH
1961	2335-45, 2735	grey, w/split back 2nd seat	4831947 RH
1961	2335-45, 2735	green	4830900 RH 4830455 LH
1961	2335-45, 2735	green, w/split back 2nd seat	4831949 RH
1961	2335-45, 2735	garnet	4830462 RH 4830457 LH
1961	2335-45, 2735	garnet, w/split back 2nd seat	4836080 RH
1961	2335-45, 2735	fawn	4830901 RH 4830456 LH
1961	2335-45, 2735	fawn, w/split back 2nd seat	4836079 RH
1961-62	All exc. 21, 2335-45, 2735	DEFLECTOR, rear fender gravel	Upper 4833796 LH
1961-62	All exc. 21, 2335-45, 2735	rear fender gravel	Lower 4833797 LH

12.944 DOOR, FUEL TANK FILLER

1961	21 All		1 4803934
1961	2311-37-39-67-69, 25-26-28 All		1 4818085
1961	2335-45, 2735		1 4813929
1962	21 All		1 4856816
1962	All exc. 21, 2335-45, 2735		1 4847514
1962	2335-45, 2735		1 4847518
1961-62	21 All	BAFFLE, fuel filler pipe to wheelhouse	1 540678
1961-62	21 All	BUMPER, fuel tank filler door	2 4812932
1961-62	All exc. 21	fuel tank filler door	2 4818451
1961	21 All	HINGE, fuel tank filler door	1 4814676
1961	2335-45, 2735	PLATE, fuel tank filler door hinge anchor	1 4815115

1961	2335-45, 2735	POCKET, fuel tank filler neck	1	4838355
1961	26-28 All	tail lamp opening	4823922 RH	4823923 LH
1962	2335-45, 2735		1	4823696
1961	21 All	SPRING, fuel tank filler door hinge	1	4817956
1961-62	All exc. 21, 2335-45, 2735	fuel tank filler door hinge	1	4818597
1961-62	2335-45, 2735	fuel tank filler door hinge	1	4815653
1962	21 All		1	4813235
1961-62	21	SEAL, fuel filler pipe baffle	1	541478
1961	21 All	SUPPORT, fuel tank door hinge on wheelhouse	1	4813236
1961	21 All (10,500)	SCREW, fuel tank filler door hinge-body side	AR	4813306
1961	21 All	fuel tank door hinge-door side	2	4813807

12.946 TRIM STICK, REAR QUARTER BELT RAIL

1961	2367	Front	2	4817025
1961	2367	Rear	1	4816242
1962	2167	Front	2	4842731
1962	2167	Rear	1	4843704
1962	2367, 2867	Front	2	4817025
1962	2367, 2867	Rear	1	4816242

12.952 BOW, METAL ROOF (NO. 1 IS AT FRONT OF CAR)

1961-62	2117-27		1	4830376
1961-62	2119		1	4791786
1961-62	2135	No. 1, 2 & 3	3	4791818
1961	2135	No. 4	1	4807575
1961	2311-69, 2669	No. 1	1	4795063
1961-62	2335-45, 2735	No. 1	1	4795507
1961-62	2335-45, 2735	No. 2	1	4795544
1961-62	2335-45, 2735	No. 3 & 4	2	4806225
1961	2337, 2537, 2837		1	4850448
1961	2339, 2539, 2639, 2839	No. 1	1	4816203
1962	2135	No. 4	1	4852402
1962	2311-69, 2669	No. 1	1	4823209
1962	2339, 2539, 2639, 2839	No. 1	1	4850451
1962	2347, 2847, 2947		1	4823331
1962	2347, 2847, 2947	auxiliary	1	4868990

12.953 SUPPORT, DOME LAMP

1961-62	21 All exc. 2167		1	4791887
1961-62	2335-45, 2735		1	4640638
1961-62	2335-45, 2735	dome and reading lamp	1	4570292
1961-62	2311-69, 2669	dome and reading lamp	1	4795290
1961	2311-37-39-69, 2537-39, 2669		1	4795289
1962	2311-39-47-69, 2669		1	4795289

12.954 CLIP, HEADLINING WIRE SUPPORT

1961-62	2117	headlining wire support No. 5	2	4817481
1961-62	2127	headlining wire support No. 5	2	4837589
1961-62	All exc. 2119-67, 2367, 2867		AR	4765880
1961	2311-69, 2669	headlining wire support No. 6	2	4817481

12.955 WIRE, HEADLINING LISTING SUPPORT

1961-62	2117-27	No. 1 & 2	AR	4837638
1961-62	2117-27	No. 3	1	4837639
1961-62	2117-27	No. 4	1	4837640
1961-62	2117	No. 5	1	4840422
1961-62	2119	No. 1	1	4806708
1961	2119	No. 2 & 3	1	4806709
1961	2119	No. 4	1	4806710
1961-62	2127	No. 5	1	4837641
1961-62	2135	No. 1, 3, 4, 5, 6 & 7	1	4814490
1961	2311-69, 2669	No. 1	1	4819201
1961	2311-69, 2669	No. 2 & 4	1	4819203
1961	2311-69, 2669	No. 5	1	4819204
1961-62	2311-39-69, 2539, 2639-69, 2839	No. 3	1	4819027
1961	2311-69, 2669	No. 6	1	4819205
1961-62	2335-45, 2735	No. 1	1	4826861
1961-62	2335-45, 2735	No. 2	1	4826862
1961-62	2335-45, 2735	No. 3	1	4826863
1961-62	2335-45, 2735	No. 4	1	4826864
1961	2335-45, 2735	No. 5	1	4826865
1961-62	2335-45, 2735	No. 6	1	4826866
1961-62	2335-45, 2735	No. 7	1	4826867
1961-62	2335-45, 2735	No. 8	1	4826868
1961	2337, 2537, 2837	No. 1, 2 & 4	1	4822689
1961	2337, 2537, 2837	No. 3	1	4822688
1961-62	2339, 2539, 2639, 2839	No. 1, 2 & 4	1	4819028
1961-62	2339, 2539, 2639, 2839	No. 5	1	4819029
1962	2119-35	No. 2	1	4806711
1962	2119	No. 3 & 4	1	4806709
1962	2119	No. 5	1	4806710
1962	2311-69, 2669	No. 1, 2 & 4	1	4840518
1962	2311-69, 2669	No. 5 & 6	1	4840519
1962	2347, 2847, 2947	No. 1, 2 & 4	1	4846346
1962	2347, 2847, 2947	No. 3	1	4846349
1962	2347, 2847, 2947	No. 5	1	4846347
1962	2347, 2847, 2947	No. 6	1	4846348
1961-62	2117-27	SUPPORT, headlining No. 5 listing wire	1	4838895
1961	2311-69, 2669	headlining listing wire	1	4809510

12.956 RAIL, SIDE ROOF OUTER

1961	2117	4858565 RH	4858566 LH
1961-62	2119	4803918 RH	4803919 LH
1961-62	2135	4835048 RH	4835049 LH
1961	2311	Front 4835152 RH	4835153 LH
1961	2311	Rear 4795098 RH	4795099 LH
1961-62	2335-45, 2735	4835348 RH	4835349 LH
1961	2337, 2537, 2837	4795270 RH	4795271 LH
1961-62	2339, 2539, 2639, 2839	4795220 RH	4795221 LH
1961	2369, 2669	4835150 RH	4835151 LH
1962	2117	4867884 RH	4867885 LH
1962	2311	4868390 RH	4868391 LH
1962	2347, 2847, 2947	4837870 RH	4837871 LH
1962	2369, 2669	4868387 RH	4868388 LH
1961	2127	RAIL ASSY., includes inner and outer rail	4834712 RH 4834713 LH
1962	2127	4867880 RH	4867881 LH
1961	2337, 2537, 2837	BRACE, side roof outer rail to wheelhouse	4808186 RH 4808187 LH
1961	2117-27	EXTENSION, side roof outer rail	4830542 RH 4830543 LH
1961-62	2339, 2539, 2639, 2839	4808376 RH	4808377 LH
1962	2117-27	4841565 RH	4841566 LH

12.957 RAIL, SIDE ROOF INNER

1961-62	2117-27	Front	4819908 RH	4819909 L
1961	2119	Front	4791792 RH	4791793 L
1961-62	2119	Rear	4791800 RH	4791801 L
1961-62	2135		4835046 RH	4835047 L
1961	2311	Front	4835380 RH	4835381 L
1961	2311	Rear	4813052 RH	4813053 L
1961-62	2335-45, 2735	Front	4835344 RH	4835345 L
1961	2337, 2537, 2837	Front	4810874 RH	4810875 L
1961	2337, 2537, 2837	Rear	4795321 RH	4795322 L
1961-62	2339, 2539, 2639, 2839		4826808 RH	4826809 L
1961	2369, 2669		4835148 RH	4835149 L
1962	2119	Front	4868951 RH	4868952 L
1962	2311	Front	4856266 RH	4856267 L
1962	2311	Center	4857180 RH	4857181 L
1962	2311	Rear	4840106 RH	4840107 L
1962	2347, 2847, 2947	Front	4857450 RH	4857451 L
1962	2369, 2669	Front	4845674 RH	4845675 L
1962	2369, 2669	Rear	4857232 RH	4857233 L
1962	2347, 2847, 2947	BRACE, side roof inner rail to wheelhouse	4844124 RH	4844125 L
1961	2311	EXTENSION, side roof rail . . . Inner rear	4809722 RH	4809723 L
1961-62	2339, 2539, 2639, 2839	Inner rear	4830076 RH	4830077 L
1961	2369, 2669	Inner rear	4809720 RH	4809721 L

12.964 PANEL, BACK WINDOW INNER

1961-62	2117			1 4838023
1961	2119	Side	4830912 RH	4830913 L
1961-62	2119	Center		1 4804724
1961-62	2127			1 4838022
1961	2311-69	Center		1 4808546
1961	2311-69	w/Decor group Center		1 4808547
1961	2311-69	w/Decor group Side	4805996 RH	4859997 L
1961	2337, 2537, 2837	Center		1 4808548
1961	2337, 2537, 2837	Side	4795234 RH	4795235 L
1961-62	2339, 2539, 2639, 2839			1 4830080
1961	2669	Center		1 4808547
1962	2119	Side	4868955 RH	4868956 L
1962	2311-69, 2669			1 4850415
1962	2347, 2847, 2947		4849280 RH	4849281 L
1961	2311-69	PANEL, back wind. outer-(▲) . . . Side	4794991 RH	4794992 L
1961	2669	(▲▲) Side	4805996 RH	4805997 L
1961	2311-69	back wind. reveal midg.-(▲▲)	4805996 RH	4805997 L
1961	2117	GUTTER, back wind. lower corner . . .	4838035 RH	4838036 L
1961	2119		4803185 RH	4803186 L
1961-62	2127		4820955 RH	4820956 L
1961	2311		4811008 RH	4811009 L
1961	2337, 2537, 2837		4795523 RH	4795524 L
1961-62	2339, 2539, 2639, 2839		4829894 RH	4829895 L
1961	2369, 2669		4811012 RH	4811013 L
1962	2117		4868342 RH	4868343 L
1962	2119		4851518 RH	4851519 L
1962	2311-69, 2669		4823326 RH	4823327 L

▲NOTE: 1st type w/gutter drain.

▲▲NOTE: 2nd type less gutter drain on 2311-69.

12.966 PANEL, REAR END

1961	2117-19-27	Upper	1 4811824
1961-62	21 All	Lower	1 4839234
1961	2311-37-39-67-69, 2537-39		1 4813212

1961	26 All				1	4813214
1961	28 All				1	4813213
1962	21 All exc. 2135			Cross	1	4850244
1962	2311-39-47-67-69			Upper	1	4848449
1962	26-28 All				1	4848451
1962	2947				1	4864598
1962	26-28 All	EXTENSION, rear end	Outer	4830172 RH		4830173 LH

12.968 FACING, BACK BODY OPENING

1961	2135			Side	4832523 RH	4832524 LH
1961-62	2135			Upper side	4818625 RH	4818626 LH
1961	2135			Lower side	4803057 RH	4803058 LH
1961-62	2335-45, 2735			Upper side	4831093 RH	4835203 LH
1962	2135			Side	4832523 RH	4836163 LH
1962	2135			Lower side	4844985 RH	4844986 LH
1961-62	2335-45, 2735	FILLER, back body opening facing to wheelhouse			1	4815688
1961	2135	PANEL, back body opening finish-				
		grey	Upper	4835314 RH		4836315 LH
1961	2135	blue	Upper	4836308 RH		4836309 LH
1961	2135	green	Upper	4836306 RH		4836307 LH
1961-62	2135	ivory	Upper	4836318 RH		4836319 LH
1961	2135	fawn	Upper	4836310 RH		4836311 LH
1961	2135		Upper		1	4808338
1961	2335-45, 2735		Lower side	4808506 RH		4808507 LH
1961	2335-45, 2735		Inner lower	4810584 RH		4838924 LH
1961-62	2335-45, 2735		Outer upper	4811936 RH		4811937 LH
1961-62	2335-45, 2735		Upper center		1	4818478
1961-62	2335-45, 2735		Outer upper side	4794941 RH		4794942 LH
1961	2335-45, 2735	back body opening side face finishing		4818427 RH		4818428 LH
1962	2135	back body opening finish-fawn	Upper	4853228 RH		4853229 LH
1962	2135	blue	Upper	4853230 RH		4853231 LH
1962	2135	aqua	Upper	4853232 RH		4853233 LH
1962	2135	green	Upper	4853234 RH		4853235 LH
1962	2135		Upper		1	4849957
1962	2135		Lower side	4844990 RH		4844991 LH
1962	2335-45, 2735		Inner lower	4838923 RH		4838924 LH
1962	2335-45, 2735		Outer upper	4854366 RH		4854367 LH
1962	2335-45, 2735	back body opening side face finishing		4858528 RH		4858521 LH
1961-62	2135	SUPPORT, back body opening finish panel			2	4809528
1961-62	2335-45, 2735	WEATHERSTRIP, back body opening pinchweld				
		finish		4836140 RH		4836162 LH

12.971 PANEL, REAR DECK FRONT

1961	2117	w/shelf			1	4836228
1961	2119	w/shelf			1	4832931
1961	2127	w/shelf			1	4836227
1961	2311-69, 2669	w/shelf			1	4813430
1961	2337, 2537, 2837	w/shelf			1	4813821
1961	2339, 2539, 2639, 2839	w/shelf			1	4813433
1961-62	2367, 2867				1	4804919
1962	2117	w/shelf			1	4854865
1962	2119	w/shelf			1	4854481
1962	2127	w/shelf			1	4854864
1962	2167				1	4838240
1962	2411-69, 2669	w/shelf			1	4850591
1962	2339, 2639, 2839	w/shelf			1	4847482
1962	2347, 2847, 2947	w/shelf			1	4851331

1962	2167	BRACE, rear compt. lid hinge to wheel house Upper	4846200 RH	4846201 LH
1961-62	2117-27	REINFORCEMENT, rear compt. frt. shelf panel		1 4827256
1961-62	2311-47-69, 2669			1 4823350
1961	2337, 2537, 2837			1 4795244
1961	2339, 2539, 2639, 2839			1 4807248
1961-62	2367, 2867			1 4806353
1962	2167			1 4838245
1962	2339, 2639, 2839			1 4823351

12.975 PANEL ASSY., CENTER SEAT AND FLOOR

1961	2135	rear floor filler w/load floor mat		1 4807089
1961	2135	rear floor filler-textured steel-grey		1 4811900
1961	2135	rear floor filler-textured steel-blue		1 4811901
1961	2135	rear floor filler-textured steel-green		1 4811902
1961	2135	rear floor filler-textured steel-fawn		1 4811903
1961	2135	rear compt. floor-at kick up w/load floor mat		1 4830163
1961	2135	rear compt. floor-at kick up-textured steel-grey		1 4811882
1961-62	2135	rear compt. floor-w/load floor mat Side	4807147 RH	4807148 LH
1961	2135	rear compt. floor-textured steel-grey Side	4815988 RH	4815989 LH
1961	2135	rear compt. floor-textured steel-blue Side	4815994 RH	4815995 LH
1961	2135	rear compt. floor-textured steel-green Side	4815996 RH	4815997 LH
1961	2135	rear compt. floor-textured steel-fawn Side	4816000 RH	4816001 LH
1961	2335-45, 2735	rear compt. floor	4812786 RH	4811982 LH
1961-62	2335-45, 2735	rear floor filler		1 4811795
1961-62	2335-45, 2735	rear floor filler w/split back 2nd seat	4831940 RH	4831941 LH
1961	2335	luggage compartment (▲) Front		1 4833999
1961	2335, 2735	luggage compt. (▲▲) Rear		1 4843806
1961	2335	luggage compartment Rear		1 4833957
1961-62	2335, 2735	luggage compt. (▲▲) Front		1 4839134
1961-62	2335-45, 2735	rear floor to gate filler		1 4811736
1961	2735	luggage compt. (▲) Front		1 4824306
1961	2735	luggage compt. (▲) Rear		1 4824307
1962	2135	rear floor filler-red		1 4851506
1962	2135	rear floor filler-grey		1 4851508
1962	2135	rear floor filler-w/load floor mat		1 4846217
1962	2135	rear floor-at kick up-red		1 4852487
1962	2135	rear floor-at kick up-grey		1 4852489
1962	2135	rear floor-at kick up-w/load floor mat		1 4848980
1962	2135	rear compt. floor-red Side	4852475 RH	4852476 LH
1962	2135	rear compt. floor-grey Side	4852480 RH	4852481 LH
1962	2335-45, 2735	rear compt. floor Side	4853772 RH	4853775 LH
1962	2335-45, 2735	rear compt. floor-at kick up		1 4866077

▲NOTE: 1st type w/luggage compt. cover panel hinge attached to luggage compt. panel retainer.

▲▲NOTE: 2nd type w/luggage compt. cover panel hinge attached directly to luggage compt. front & rear panel.

12.976 MOLDING, REAR FLOOR FINISHING

1961	2135	rear seat pan finish-at wheelhouse	4814756 RH	4814757 LH
1961-62	2335-45, 2735	rear seat pan finish-at wheelhouse		4813564 L
1961-62	2335-45, 2735	rear floor filler panel, w/split back 2nd seat Inner side		2 4827180
1961-62	2735	rear floor side Front	4825881 RH	4825883 L
1961-62	2735	rear floor side Rear	4825880 RH	4825882 L

1961-62	2735	rear floor filler panel	Front	1	4814686
1961-62	2735	rear floor filler panel	Rear	1	4819744
1961-62	2735	rear floor filler panel	Side	2	4814685
1961-62	2735	rear floor filler panel finishing, w/split back 2nd seat	Front 4833040 RH		4833041 LH
1961-62	2735	rear floor filler panel finishing, w/split back 2nd seat	Rear 4832458 RH		4832460 LH
1961-62	2735	rear floor filler panel finishing, w/split back 2nd seat	Inner 4833042 RH		4833043 LH
1961-62	2735	rear floor to tail gate filler panel	Side	2	4813976
1961-62	2735	floor to tail gate filler panel	Front and rear	1	4814023
1961-62	2735	rear compt. floor side-at kick up		2	4814678
1961-62	2735	rear compt. floor-at kick up	Front and rear	2	4814679
1961-62	2735	luggage compt.-front panel	Side	2	4814680
1961-62	2735	luggage compt.-front panel	Front and rear	2	4814681
1961-62	2735	luggage compt.-rear panel	Side	2	4814682
1961-62	2735	luggage compt.-rear panel	Front	1	4814683
1961-62	2735	luggage compt.-rear panel	Rear	1	4814684
1962	2135	rear seat pan finish-at wheelhouse	4870153 RH		4870154 LH
1961	2735	CAP, rear floor filler panel mldg. screw	AR		4725264
1961-62	2735	ESCUTCHEON, luggage compt.-rear panel mldg.	Front	2	4814610
1961-62	2735	luggage compt. rear panel mldg.	Rear	2	4814611
1961-62	2735	floor side panel finish mldg.	AR		4760486
1961-62	2735	floor filler panel finish mldg.	AR		4760486
1961-62	2735	rear floor filler panel finish inner mldg.- w/split back second seat		4	4760486
1961	2735	rear compt. floor finish mldg.		4	4760486
1961-62	2735	fldg. second seat back finish mldg.		4	4760486
1962	2735	luggage compt. frt. panel mldg.		4	4760486

12.976 STRIP, FLOOR BOARD SKID

1961-62	2735	rear compt. floor-at kick up		4	4813511
1961-62	2735	fldg. second seat back panel		4	4816162
1961-62	2735	rear floor filler panel		4	4816164
1961-62	2735	luggage compt. front panel		4	4816163
1961-62	2735	luggage compt. rear panel		4	4816165

12.977 LUGGAGE COMPARTMENT PARTS

1961	2335, 2735	CAP, luggage compt. panel handle screw	AR		4725264
1961	2335, 2735	luggage compt. panel hinge screw	AR		4725264
1961	2335, 2735	CLIP, luggage compt. panel hold down		4	4821119
1961-62	2335-45, 2735	rear floor panel hold down		4	4819765
1962	2335-2735	luggage compt. panel hold down		4	4869086
1962	2335, 2735	CATCH ASSY., luggage compt. lock		1	4837855
1962	2345			1	4832442
1962	2335-45, 2735	CYLINDER & KEYS, luggage compt. lock		1	4832440
1962	2335, 2735	ESCUTCHEON, luggage compt. lock cyl.		1	4832445
1961	2335	HANDLE, luggage compt. rear panel-grey		1	4833084
1961	2335, 2735	luggage compt. rear panel-fawn		1	4833085
1961	2335	luggage compt. rear panel-blue		1	4833086
1961	2335, 2735	luggage compt. rear panel-green		1	4833087
1961	2335, 2735	luggage compt. rear panel-garnet		1	4830276
1961	2345	fldg. floor and third seat-grey		2	4833084
1961	2345	fldg. floor and third seat-fawn		2	4833085
1961	2345	fldg. floor and third seat-blue		2	4833086
1961	2345	fldg. floor and third seat-green		2	4833087
1961	2335	fldg. floor and third seat-garnet		1	4830276

1962	2335, 2735	(12,579)	luggage compt. rear panel-red	1	4859854
1962	2335, 2735	(12,579)	luggage compt. rear panel-blue	1	4859856
1962	2335, 2735	(12,579)	luggage compt. rear panel-green	1	4859857
1962	2335	(12,579)	luggage compt. rear panel-aqua	1	4859858
1962	2335, 2735	(12,579)	luggage compt. rear panel-fawn	1	4859859
1962	2345	(12,579)	fldg. floor and third seat-red	1	4859854
1962	2345	(12,579)	fldg. floor and third seat-blue	1	4859856
1962	2345	(12,579)	fldg. floor and third seat-green	1	4859857
1962	2345	(12,579)	fldg. floor and third seat-aqua	1	4859858
1962	2345	(12,579)	fldg. floor and third seat-fawn	1	4859859
1961	2335		HINGE, luggage compt. cover panel-blue (▲)	1	4833877
1961	2335		luggage, compt. cover panel-blue (▲▲)	1	4839112
1961	2335		luggage compt. cover panel-grey (▲)	1	4833875
1961	2335		luggage compt. cover panel-grey (▲▲)	1	4839110
1961	2335		luggage compt. cover panel-garnet (▲)	1	4830291
1961-62	2335		luggage compt. cover panel-garnet (▲▲)	1	4839104
1961	2335		luggage compt. cover panel-green (▲)	1	4833878
1961	2335		luggage compt. cover panel-green (▲▲)	1	4839113
1961	2335		luggage compt. cover panel-fawn (▲)	1	4833876
1961	2335		luggage compt. cover panel-fawn (▲▲)	1	4839111
1961	2735		luggage compt. cover panel-garnet (▲)	1	4830299
1961	2735		luggage compt. cover panel-garnet (▲▲)	1	4839116
1961	2735		luggage compt. cover panel-green (▲)	1	4830300
1961	2735		luggage compt. cover panel-green (▲▲)	1	4839117
1961	2735		luggage compt. cover panel-fawn (▲)	1	4830301
1961	2735		luggage compt. cover panel-fawn (▲▲)	1	4839118
1961-62	2335-45, 2735		rear floor to tail gate filler	1	4815120
1962	2335		luggage compt. cover panel-blue	1	4862121
1962	2335		luggage compt. cover panel-green	1	4862122
1962	2335		luggage compt. cover panel-aqua	1	4862123
1962	2335		luggage compt. cover panel-fawn	1	4862124
1962	2735		luggage compt. cover panel-red	1	4862127
1962	2735		luggage compt. cover panel-blue	1	4862128
1962	2735		luggage compt. cover panel-fawn	1	4862129
1961	2345	(11,620)	BOLT, luggage compt. frt. panel supt.	2	4821686
1962	2335-45, 2735	(10,551)	RETAINER, luggage compt. lock pawl	1	7011819
1962	2335, 2735	(10,551)	luggage compt. lock cyl.	1	4755273
1962	2345		luggage compt. lock cyl.	1	4832450
1961-62	2335, 2735	(11,620)	SPACER, luggage compt. frt. panel supt.	2	4841568
1962	2345		luggage compt. lock cyl. retainer to panel	1	4832444
1962	2335, 2735		STRIKER, luggage compt. lock	1	4837852
1961-62	2335, 2735		STOP, luggage compt. rear panel stop	4815588 RH	4815589 LH
1961-62	2335, 2735		SUPPORT, luggage compt. frt. panel-		
			on floor	4823288 RH	4823289 LH
1961-62	2345		third seat back-on floor	4823288 RH	4823289 LH
1961-62	2345		third seat bottom cushion-on floor	4814856 RH	4814857 LH

▲NOTE: 1st type w/luggage compt. cover panel hinge attached to luggage compt. panel retainers.

▲▲NOTE: 2nd type w/luggage compt. cover panel hinge attached directly to luggage compt. front & rear panels.

12.980 PAN ASSEMBLY, FLOOR

1961	21 All		less outer rocker panel (▲)	1	4834018
1961	2311-69		less outer rocker panel	1	4809910
1961	2335-45		less outer rocker panel	1	4813682
1961	2337, 2537		less outer rocker panel	1	4809911
1961	2339, 2539		less outer rocker panel	1	4809912
1961	2367		less outer rocker panel	1	4809913
1961	2639, 2839		less outer rocker panel	1	4815128
1961	2669		less outer rocker panel	1	4815126
1961	2735		less outer rocker panel	1	4813683
1961	2837		less outer rocker panel	1	4815127
1961	2867		less outer rocker panel	1	4815130
1962	21 All exc. 2167		less outer rocker panel	1	4851480

1962	2167	less outer rocker panel	1	4853839
1962	2311-69	less outer rocker panel	1	4850200
1962	2335-45	less outer rocker panel	1	4850208
1962	2339	less outer rocker panel	1	4850202
1962	2347, 2947	less outer rocker panel	1	4850201
1962	2367	less outer rocker panel	1	4850203
1962	2639, 2839	less outer rocker panel	1	4850204
1962	2669	less outer rocker panel	1	4850205
1962	2735	less outer rocker panel	1	4850209
1962	2847	less outer rocker panel	1	4850206
1962	2867	less outer rocker panel	1	4850207
1961	21 All	BAR, floor pan No. 1	4811932 RH	4811933 LH
1961-62	2335-45, 2735	underbody skid	1	537287
1962	21 All exc. 2167	floor pan No. 1	4848920 RH	4848921 LH
1962	2167	floor pan No. 1	4842084 RH	4842085 LH
1961-62	21 All	COVER, trans. dip stick access hole	1	4829998
1961-62	2335-45, 2735	FILLER, rear compt. pan to spare tire pocket	4811042 RH	
1961-62	21 All	GASKET, compt. pan access hole cover	1	4829999
1961	2335-45, 2735	POCKET, spare tire	4794255 RH	
1962	2335-45, 2735	spare tire	4823599 RH	
1961-62	2335-45, 2735	SUPPORT, spare tire	1	4817286

▲NOTE: Includes: front and side rails, toe pan, jack plates and inner front rocker panels.

12.981 PAN, REAR COMPARTMENT FLOOR

1961-62	2117-19-27	PAN ASSY., rear compt. floor (▲)	1	4849939
1961	2135	(▲)	1	4812868
1961	2311-37-39-69, 2537-39		1	4809914
1961	2335-45, 2735		1	4813684
1961	2367		1	4835136
1961	26-28 All		1	4809915
1962	2135		1	4849940
1962	2167		1	4853840
1962	2311-39-47-69, 2947		1	4842854
1962	2335-45, 2735		1	4844417
1962	2367		1	4842855
1962	26-28 All		1	4842856
1961	2335-45, 2735	PANEL, rear compt. floor	4812786 RH	4811982 LH
1961	2335-45, 2735	rear compt. floor at kick up	1	4821052
1961	2335, 2735	BUSHING, luggage compt. frt. panel support	2	4821688
1961-62	21 All exc. 2135-67	FILLER, pan to qtr. panel	4791890 RH	
1961	21 All	pan to qtr. panel	4791891 LH	
1961-62	21 All	pan to rear end panel	4803190 RH	4803191 LH
1961	2135	pan to qtr. panel	4825482 RH	
1961	2311-37-39-67-69, 2537-39	pan ext. to qtr. panel	4795630 RH	4795631 LH
1961-62	2335-45, 2735	floor pan to wheelhouse	1	4813506
1961	2335-45, 2735	rear cross bar end	4812884 RH	4812885 LH
1961-62	2335-45, 2735	pan to spare tire cover	4835695 RH	
1961	26-28 All	pan ext. to qtr. panel	4795731 RH	4795732 LH
1962	21 All exc. 2135	pan to qtr. panel	4791891 LH	
1962	2135	pan to qtr. panel	4868678 RH	4868680 LH
1962	2311-39-47-69, 2947	pan ext. to qtr. panel	4823648 RH	4823649 LH
1962	2335-45, 2735	rear cross bar end	4849277 RH	4849278 LH
1962	26-28 All	pan ext. to qtr. panel	4823690 RH	4823691 LH
1961-62	2335-45, 2735	GROMMET, tail gate wiring	2	4768191
1961-62	2167, 2367, 2867	HOSE, floor pan drain	2	4767727
1961-62	All	PLUG, rear compt. drain hole-rubber (for 1/2" hole)	AR	4805842
1961-62	All exc. 2335-45, 2735	(for 1" hole)	AR	4802102

▲NOTE: Includes: rear rails and inner rear rocker panels.

12.986 BAR ASSEMBLY, REAR CROSS

1961-62	All exc. 21, 2335-45, 2735			1	4807327
1961	2335-45, 2735		Front	1	4835759
1961	2335-45, 2735		Upper	1	4794626
1961	2335-45, 2735		Lower	1	4794627
1962	2335-45, 2735		Front	1	4842444
1962	2335-45, 2735		Upper	1	4838946
1962	2335-45, 2735		Lower	1	4844440
1961-62	21 All exc. 2135	RAIL, rear end cross		1	4792006
1961	2135			1	4805807
1962	2135			1	4849868
1961	2135	HOSE, cross rail drain		2	4839439
1961-62	2335-45, 2735	rear cross bar drain		2	4839439
1962	2135	rear cross bar drain		2	4867564

12.989 PANEL, FOLDING TOP COMPARTMENT

1961-62	2367, 2867	Upper side	4818480 RH		4818482 LH
1961	2367, 2867	Lower side	4813528 RH		4813529 LH
1961-62	2367, 2867		Rear	1	4843669
1962	2167	Upper side	4843513 RH		4846179 LH
1962	2167	Lower side	4845340 RH		4845341 LH
1962	2167		Rear	1	4838249
1962	2367, 2867	Lower side	4857333 RH		4857334 LH
1961-62	2367, 2867	COVER, top compt. side trim panel	Upper	2	4794270
1962	2167	GUTTER, fldg. top compt.		2	4845139

12.996 GUTTER-BRACE, REAR COMPARTMENT

1961-62	21 All exc. 2135	Lower corner	4808542 RH		4808543 LH
1961-62	2117-19-27	Side	4803071 RH		4803072 LH
1961	2311-37-39-69, 2537-39	Side	4806028 RH		4806029 LH
1961	2367	Side	4806030 RH		4806031 LH
1961	2639-69, 2837-39	Side	4806032 RH		4806033 LH
1961	2867	Side	4806034 RH		4806035 LH
1962	2167	Side	4846905 RH		4846906 LH
1962	2311-39-47-69, 2947	Side	4837350 RH		4837351 LH
1962	2367	Side	4837352 RH		4837353 LH
1962	2639-69, 2839-47	Side	4837354 RH		4837355 LH
1962	2867	Side	4837356 RH		4837357 LH
1961	2117-19-27	BRACE, rear compt. gutter to rear rail w/rear compt. lid bumper stop		2	4805808
1961	All exc. 2119-35, 2335-45, 2735	rear compt. gutter to pan side	4830265 RH		4830266 LH
1962	All exc. 21, 2335-45, 2735		4823580 RH		4823581 LH
1961-62	21 All exc. 2135-67	EXTENSION, rear compt. side gutter	Front	2	4804858
1961-62	All exc. 21, 2335-45, 2735		Front		4795554 LH
1962	2167	rear compt. side gutter	Front	2	4872681
1961-62	2367, 2867	HOSE, fldg. top rear qtr. gutter drain		2	4830286

YEAR	MODEL	PART NAME	PART NO.	PER CAR	PART NO.
13.090 WIRING HARNESS, BODY					
1961-62	2117-19-27			Front	1 4821134
1961-62	2117-19-27	w/front door jamb switch.		Front	1 4821135
1961	2117-19-27			Rear	1 4821137
1961-62	2135			Front	1 4824801
1961-62	2135	w/front door jamb switch.		Front	1 4821136
1961-62	2135			Rear	1 4821138
1961-62	2311-37-47, 2537, 2837-47, 2947			Front	1 4822160
1961	2311-37-39-69, 2537-39			Rear	1 4822163
1961	2335			Front	1 4826389
1961	2335, 2735			Rear	1 4827219
1961	2335, 2735	w/elec. lower end gate wind.		Rear	1 4838948
1961-62	2339-69, 2539, 2639-69			Front	1 4830130
1961	2345			Front	1 4826390
1961	2345			Rear	1 4838948
1961	2367, 2867			Front	1 4822161
1961	2367			Rear	1 4822164
1961	2639-69, 2837-39			Rear	1 4822165
1961	2735			Front	1 4826391
1961-62	2839			Front	1 4822162
1961	2867			Rear	1 4822166
1962	2117-19-27-67			Rear	1 4866710
1962	2167			Front	1 4865149
1962	2367	w/rear courtesy lamps		Front	1 4856218
1962	2367			Front	1 4867698
1962	2167	w/power top and rear courtesy lamp		Front	1 4865440
1962	2311-39-47-69, 2947			Rear	1 4845809
1962	2335			Front	1 4849936
1962	2335, 2735			Rear	1 4845810
1962	2335, 2735	w/power end gate wind.		Rear	1 4845811
1962	2345			Rear	1 4845811
1962	2345			Front	1 4849935
1962	2867			Front	1 4856218
1962	2367			Rear	1 4845812
1962	2639-69, 2839-47			Rear	1 4845813
1962	2735			Front	1 4849937
1962	2867			Rear	1 4845814
1962	2867, 2947 H.T.	with console			1 2980880
1962	2947 S.T.	with console			1 2980881
1961-62	2119-35	WIRING HARNESS, dome lamp			1 6276979
1961-62	2117-27	dome lamp			1 4836422
1961	2311-37-39-69, 2537-39, 2669	dome & reading lamp (▲)			1 4824709
1961-62	2311-37-39-47-69, 2537-39, 2669	dome lamp wiring (▲▲)			1 4833533
1961	2335-45, 2735	dome & reading lamp (▲)			1 4824707
1961-62	2335-45, 2735	dome lamp (▲▲)			1 4833110
1961	2367, 2867	dome lamp			1 4824710
1961	2639, 2837-39	side rail lamp			1 4824711
1961	2639, 2837-39	side rail dome and reading lamp			1 4824713
1961-62	2311-35-37-39-45-47-69, 2537-39, 2669, 2735	reading lamp jumper			1 4824767
1961-62	All exc. 21, 2335-45, 2735	rear compt. lamp			1 4822156
1961-62	2345	rear qtr. courtesy lamp			1 4827221
1962	2117-19-35	door jamb switch-dome lamp-exc. courtesy lamp			1 2979888
1962	2311-35-39-45-47-69, 2669, 2735	w/dome and reading lamp			1 4824706
1962	2335-45, 2735	dome lamp			1 4854993
1962	2639, 2839-47, 2947	side rail lamp			1 4867783
1962	2639, 2839, 2947	w/dome and reading lamp			1 4855492
1962	2947	qtr. corner lamp wiring			1 4845798
1961-62	All	SEAT ADJUSTER-w/6 way seat adj.			1 4824900
1961-62	All	power feed-4 button			1 4833952
1961	All	circuit breaker feed-w/4 & 6 way seat adj.		AR	4824716

1961-62	All	seat adj. feed-w/6 way seat adj.	1	4833953
1961-62	All	power feed wiring jumper-w/6 way seat adj.	1	4833954
1962	2867, 2947	power feed wire horizontal seat adj.-w/bucket seats	1	4833952
1962	2867, 2947	seat adj. feed, horizontal seat adj.-w/bucket seats	1	4833953
1962	2867, 2947	drivers seat adj, horizontal wire-w/bucket seats	1	4857019
1961	All	WINDOW CONTROL, frt. door - 2 button	1	4824692
1961-62	All	wind. control, frt. door-4 button	1	4824693
1961	All	power feed wiring jumper-4 button	1	4833954
1961-62	2135	back door window wiring-w/power back window	1	4835761
1961-62	2135	back door window control-w/power back window	1	4836224
1961-62	2311	wind. control, rear qtr.-4 button	4823284 RH	4823285 LH
1961-62	2335-45-69, 2669, 2735	wind. control, rear door-4 button.	4819667 RH	4819668 LH
1961-62	2337-47, 2537-47, 2837-47, 2947	wind. control, rear qtr.-4 button	4819671 RH	4819672 LH
1961-62	2339, 2539, 2639, 2839	wind. control, rear door-4 button.	4827170 RH	4827171 LH
1961	2367, 2867	wind. control, rear qtr. - 4 button	4823286 RH	4823287 LH
1961-62	2335, 2735	lower end gate wind. control	1	4826392
1961	All	circuit breaker feed - w/2 & 4 button	1	4824716
1962	2367, 2867	wind. control, rear qtr.-w/4 power wind.	4828642 RH	4828643 LH
1961-62	2367, 2867	SPEAKER, rear seat-seat back	Front	1 4751752
1961-62	2367, 2867	rear seat-seat back	Rear	1 4751753
1961-62	All	STRAP, seat adj. trans. to cable-w/6 way seat adj.	AR	4778650
1961-62	All	RELAY, seat adj. motor	1	5711065

▲NOTE: 1st type use w/round type bulb.
▲▲NOTE: 2nd type w/cartridge type bulb.

13.095 RELAY, SEAT ADJ. MOTOR

1961	All	w/6 way seat adj.	1	5711065
------	-----	-------------------	---	---------

13.342 CLIP, BINDING END

1961-62	2367, 2867	rear bow	2	4561686
---------	------------	----------	---	---------

13.347 TRIM ASSEMBLY, FOLDING TOP COVER

1961	2367, 2867	black	1	4330954
1961	2367, 2867	white	1	4330955
1961	2367, 2867	blue	1	4330956
1961	2367, 2867	green	1	4330957
1961	2367, 2867	beige	1	4330958
1961	2367, 2867	maroon	1	4330959
1961	2367, 2867	cream	1	4330960
1962	2167	black	1	4360312
1962	2167	white	1	4360313
1962	2167	blue	1	4360314
1962	2167	beige	1	4360316
1962	2167	maroon	1	4360318
1962	2167	aqua	1	4361592
1962	2167	cream	1	4361593
1962	2367, 2867	black	1	4352478
1962	2367, 2867	white	1	4352479
1962	2367, 2867	blue	1	4353603
1962	2367, 2867	aqua	1	4353621
1962	2367, 2867	beige	1	4353622
1962	2367, 2867	maroon	1	4353623
1962	2367, 2867	cream	1	4353624

13.349 TRIM ASSY., FOLDING TOP SIDE ROOF RAIL INSIDE

1961-62	2367, 2867	black	4330890 RH	4330891 LH
1961	2367, 2867	blue	4330894 RH	4330895 LH
1961	2367, 2867	green	4330896 RH	4330897 LH
1961	2367, 2867	beige	4330898 RH	4330899 LH
1961-62	2367, 2867	maroon	4330900 RH	4330901 LH
1962	2167	black	4360262 RH	4360263 LH
1962	2167	blue	4360264 RH	4360265 LH
1962	2167	fawn	4360268 RH	4360269 LH
1962	2167	maroon	4360272 RH	4360273 LH
1962	2167	aqua	4361528 RH	4361529 LH
1962	2367, 2867	blue	4353538 RH	4353539 LH
1962	2367, 2867	aqua	4353542 RH	4353543 LH
1962	2367, 2867	fawn	4353544 RH	4353545 LH

13.352 WEATHERSTRIP, FOLDING TOP COMPARTMENT SIDE PANEL

1961-62	2367, 2867	4813983 RH	4813984 LH
1962	2167	4846140 RH	4846141 LH

13.384 FASTENER-STUD-RETAINER, FOLDING TOP & DUST BOOT

1961-62	2167, 2367, 2867	dust boot cover	AR	4749582
1961-62	2167, 2367, 2867	dust boot on belt rail	22	4773448
1961-62	2167, 2367, 2867 (10.695)	top compt. bag to body	11	4801268
1961-62	2367, 2867	STUD, dust boot on inner qtr. (No. 8-32x3/8")	4	455520
1961-62	2367, 2867	RETAINER, dust boot-on rear seat back	1	4796094
1962	2167	dust boot-on rear back	1	4843288
1961-62	2167, 2367, 2867	SCREW, dust boot on belt rail fastener	22	9416988

13.389 CURTAIN, FOLDING TOP BACK (WITH WINDOW)

1961	2367, 2867	black	1	4330725
1961	2367, 2867	white	1	4330726
1961	2367, 2867	blue	1	4330727
1961	2367, 2867	green	1	4330728
1961	2367, 2867	beige	1	4330729
1961	2367, 2867	maroon	1	4330730
1961	2367, 2867	cream	1	4330731
1962	2167	black	1	4360370
1962	2167	white	1	4360371
1962	2167	blue	1	4360372
1962	2167	beige	1	4360540
1962	2167	maroon	1	4360542
1962	2167	aqua	1	4361492
1962	2167	cream	1	4361493
1962	2167	less zipper, back	1	4370803
1962	2167	less zipper, white	1	4370804
1962	2167	less zipper, blue	1	4370807
1962	2167	less zipper, beige	1	4370809
1962	2167	less zipper, maroon	1	4370810
1962	2167	less zipper, aqua	1	4370808
1962	2167	less zipper, cream	1	4370811
1962	2367, 2867	black	1	4352465
1962	2367, 2867	white	1	4352466
1962	2367, 2867	blue	1	4353451
1962	2367, 2867	aqua	1	4353453

1962	2367, 2867	beige	1	4353454
1962	2367, 2867	maroon	1	4353455
1962	2367, 2867	cream	1	4353456
1962	2367, 2867	less zipper, black	1	4369691
1962	2367, 2867	less zipper, white	1	4369692
1962	2367, 2867	less zipper, blue	1	4369695
1962	2367, 2867	less zipper, aqua	1	4369696
1962	2367, 2867	less zipper, beige	1	4369697
1962	2367, 2867	less zipper, maroon	1	4369698
1962	2367, 2867	less zipper, cream	1	4369699

13.392 ZIPPER, FOLDING TOP BACK CURTAIN

1961	2367, 2867	black	1	4819287
1961	2367, 2867	blue	1	4819294
1961	2367, 2867	fawn	1	4819296
1961	2367, 2867	green	1	4819297
1961	2367, 2867	maroon	1	4819288
1962	2167	black	1	4853990
1962	2167	maroon	1	4853991
1962	2167	blue	1	4853993
1962	2167	fawn	1	4853994
1962	2167	aqua	1	4853995
1962	2367, 2867	fawn	1	4846354
1962	2367, 2867	aqua	1	4846355
1962	2367, 2867	blue	1	4846358
1962	2367, 2867	black	1	4840375
1962	2367, 2867	maroon	1	4840376

13.450 BOOT AND BAG, FOLDING TOP

1961	2367	grey	1	4330717
1961	2367	blue	1	4330718
1961	2367, 2867	green	1	4330719
1961	2367	fawn	1	4330720
1961	2367, 2867	maroon	1	4330721
1961	2867	ivory	1	4330722
1961	2867	cream	1	4330723
1962	2167	blue-trim 206	1	4360162
1962	2167	med. fawn-trim 209	1	4360163
1962	2167	maroon	1	4369573
1962	2167	black	1	4369574
1962	2167	red	1	4360167
1962	2167	saddle	1	4369575
1962	2167	blue-trim 215	1	4369576
1962	2167	lt. fawn-216	1	4358464
1962	2367	blue	1	4353443
1962	2367	aqua	1	4353444
1962	2367	fawn	1	4353446
1962	2367	maroon	1	4330721
1962	2367	ivory	1	4356442
1962	2867	aqua	1	4353444
1962	2867	fawn	1	4353446
1962	2867	maroon	1	4330721
1961-62	2367, 2867	BAG, folding top boot-black	1	4752245
1962	2167	black	1	4360155
1962	2167	fawn	1	4360156
1962	2167	beige	1	4360158
1962	2167	maroon	1	4360159
1962	2167	aqua	1	4361490
1962	2167	cream	1	4361491
1961-62	2167, 2367, 2867	LACE, fldg. top dust boot retainer (45" long)	1	4868072

YEAR	MODEL	PART NAME	PART NO.	PER CAR	PART NO.
------	-------	-----------	----------	---------	----------

14.050 RAIL, FOLDING TOP FRONT ROOF

1961-62	2367, 2867			1	4867112
1962	2167			1	4842567

14.060 WEATHERSTRIP, FOLDING TOP FRONT ROOF RAIL

1961-62	2367, 2867	ivory	Front	1	4828346
1961	2367, 2867	green	Front	1	4828347
1961	2367, 2867	beige	Front	1	4828350
1961	2367, 2867	blue	Front	1	4828351
1961-62	2367, 2867	maroon	Front	1	4828352
1961-62	2367, 2867	cream	Front	1	4828353
1961-62	2367, 2867		Rear center	1	4814799
1962	2167		Center	1	4861712
1962	2167	black	Front	1	4863615
1962	2167	ivory	Front	1	4863616
1962	2167	blue	Front	1	4863617
1962	2167	aqua	Front	1	4863618
1962	2167	sandalwood	Front	1	4863619
1962	2167	maroon	Front	1	4863620
1962	2167	cream	Front	1	4863621
1961-62	2367, 2867	black	Front	1	4783420
1962	2367, 2867	blue	Front	1	4855723
1962	2367, 2867	aqua	Front	1	4855725
1962	2367, 2867	beige	Front	1	4855726
1961	2367, 2867	RETAINER, frt. roof rail w/strip	4810717 RH		4810718 LH
1962	2167		4842736 RH		4842737 LH
1962	2367, 2867		4866718 RH		4866719 LH

14.080 FOLDING TOP FRONT ROOF RAIL PARTS

1961-62	2167, 2367, 2867	BOLT, lock to rail		4	4827184
1961-62	2167, 2367, 2867	HOOK, lock handle		2	4309394
1961-62	2167, 2367, 2867	LOCK	4813716 RH		4813717 LH
1961-62	2167, 2367, 2867	SPRING, lock over center	5711304 RH		5711305 LH

14.100 RAIL, FOLDING TOP SIDE ROOF (FRONT)

1961	2367, 2867		4834886 RH		4834887 LH
1962	2167	w/female hinge	4865202 RH		4865203 LH
1962	2167	w/male hinge	4871766 RH		4871767 LH
1962	2367, 2867	(▲)	4851483 RH		4851484 LH
1962	2367, 2867	(▲▲)	4868352 RH		4868353 LH

▲NOTE: 1st type use w/side roof rail w/female hinge on center rail.

▲▲NOTE: 2nd type use w/side roof rail w/female hinge on front rail.

14.110 BOLT-BUSHING-SCREW, FOLDING TOP SIDE ROOF RAIL

1961	2367, 2867	BOLT, center rail to rear rail	(1-13/16" long)	2	4670050
1961-62	2367, 2867	front rail to center rail		2	4799863
1962	2167	center rail to rear rail		2	4851165
1962	2167	side roof front to center rail		2	4865924
1962	2367, 2867	center rail to rear rail		2	4848763
1962	2367, 2867	side roof front to center rail (▲)		4	4799863
1962	2367, 2867	side roof front to center rail (▲▲)		2	4865924
1961-62	2167, 2367, 2867	BUSHING, front side roof rail to center side rail		2	4614589
1961-62	2367, 2867 (8,975)	SCREW, center rail bolt set (▲)	(8-32x5/16")	2	217217
1961-62	2367, 2867	side roof rail stop set (▲)		2	4799862
1962	2167	side roof rail stop set-use w/rails with female hinge		2	4865926
1962	2167	side roof rail stop set-use w/rails with male hinge		2	4872589
1962	2167 (8,975)	center rail bolt	(8-32x5/16")	2	217217

1962	2367, 2867	side roof rail stop set (▲▲)	2	4865926
1962	2367, 2867	(14.155) NUT, side roof center to rear rail	2	4866076
1962	2367, 2867	(14.155) fldg. top control link to rear rail	2	4866076
	▲NOTE: 1st type for 1962 use w/side roof rail w/female hinge on center rail.			
	▲▲NOTE: 2nd type for 1962 use w/roof rail w/female hinge on front rail			

14.120 WEATHERSTRIP, FOLDING TOP SIDE ROOF RAIL (FRONT)

1961-62	2367, 2867	4817194 RH	4817195 LH
1962	2167	4842822 RH	4842823 LH

14.130 BOW, FOLDING TOP

1961	2367, 2867	Front	1	4808470
1962	2167	Front	1	4865259
1962	2367, 2867		1	4856162

14.140 LINK ASSY., FOLDING TOP SIDE ROOF RAIL

1961-62	2367, 2867	4808452 RH	4808453 LH
1962	2167	4865234 RH	4865235 LH

14.155 BOLT-BUSHING-SCREW, SIDE ROOF RAIL CONTROL LINK

1961	2367, 2867	BOLT, rear bow to rear rail	2	4614581
1961	2367, 2867	rear rail to lift	2	4577433
1961	2367, 2867	rear link to center rail	2	4614581
1962	2167	side rail rear link	4	4851164
1962	2167	rear bow to rear rail	2	4848759
1962	2167	(14.300) side roof rear rail adapter-w/power operated top	4	4867404
1962	2367, 2867	rear bow to rear rail	2	4848759
1962	2367, 2867	side rail to rear link	4	4848759
1962	2367, 2867	side rail to lift	2	4849335
1961	2367, 2867	(14.300) BUSHING, roof rail to link-center and rear	AR	4613551
1961-62	2167, 2367, 2867	rear bow to rear rail	2	4613553
1962	2167	side roof rail rear link	2	4865922
1961-62	2367, 2867	(8.975) SCREW, center rail to link bolt set. (8-32x5/16")	2	217217
1962	2167	fldg. top center bow to support	4	4865935
1962	2367, 2867	NUT, side roof rail rear link	2	4866076

14.170 RAIL, FOLDING TOP SIDE ROOF (CENTER)

1961	2367, 2867	w/adj. plate, less control link	4808434 RH	4808435 LH
1962	2167	w/male hinge	4865212 RH	4865213 LH
1962	2167	w/female hinge	4871772 RH	4871773 LH
1962	2367, 2867	less links	4851488 RH	4851489 LH
1962	2367, 2867	RAIL ASSY., center and rear rail w/rear link and plate (▲▲)	4870966 RH	4870967 LH
1962	2367, 2867	w/rear link and plate (▲)	4870968 RH	4870969 LH
	▲NOTE: 1st type w/female hinge on center rail.			
	▲▲NOTE: 2nd type w/female hinge on front rail			

14.170 RAIL, FOLDING TOP SIDE ROOF (REAR)

1961	2367, 2867	4808447 RH	4808448 LH	
1962	2167	4865222 RH	4865223 LH	
1962	2367, 2867	4856260 RH	4856261 LH	
1961-62	2367, 2867	LINK AND ADJ. PLATE ASSY., folding top rear control	4836726 RH	4836727 LH
1962	2167	ADAPTER, side roof rear rail	4867402 RH	4867403 LH
1962	2167	GUARD, fldg. top center rail protector-w/center rail with male hinge	4864578 RH	4864579 LH

14.180 BOLT, FOLDING TOP SIDE ROOF RAIL

1961	2367, 2867 (14.110)	center rail to rear rail (1-13/16" long)	2	4670050
1961-62	2367, 2867	WASHER, rear rail to center rail	AR	3758800
1962	2167	CATCH, fldg. top center rail	2	4864577

14.190 WEATHERSTRIP, SIDE ROOF RAIL (CENTER)

1961-62	2367, 2867		4814014 RH	4814015 LH
1962	2167		4843694 RH	4843695 LH

14.215 BOW, FOLDING TOP (CENTER)

1961	2367, 2867			1	4808658
1962	2167			1	4865267
1962	2367, 2867			1	4856174

14.225 SPACER-SCREW, FOLDING TOP BOW

1961-62	2367, 2867	SPACER, front bow	AR	4824255
1962	2167	front bow	4	4838257
1961-62	2367, 2867	SCREW, front bow slat iron	AR	4824257
1962	2167	fldg. top front bow to supt.	4	4837811
1962	2167	fldg. top front bow to supt. (emergency use)	AR	4824789

14.260 WEATHERSTRIP, SIDE ROOF RAIL (REAR)

1961-62	2367, 2867		4814016 RH	4814017 LH
1962	2167		4842834 RH	4842835 LH
1961-62	2167, 2367, 2867	STRIP, rear roof rail filler-rubber	2	4810238
1962	2167, 2367, 2867	FASTENER, side roof rear rail w/strip Rear	2	4866841

14.300 BOLT-BUSHING-NUT-WASHER, FOLDING TOP

1961	2367, 2867 (14.155)	BOLT, roof rail to lift	2	4577433
1962	2167	side roof rear rail to lift-w/power operated top	2	4867563
1962	2167	side roof rear rail to lift-w/manual operated top	2	4867404
1961-62	2367, 2867	BUSHING, roof rail to lift	4	4613551
1961-62	2367, 2867	folding top rear link to center rail	2	4637185
1962	2167	side rail control link	4	4865916
1962	2367, 2867	side rail rear link	4	4613551
1961	2367, 2867	NUT, rear bow to rear rail	2	4575049
1961	2367, 2867	rear rail to lift	2	4575049
1962	2167	side rail to lift	2	9414962
1962	2167, 2367, 2867	side rear rail to lift	2	9417734
1961-62	2367, 2867	WASHER, rear rail to lift (1/2" I.D. x 7/8" O.D.)	4	3758800
1961-62	2367, 2867	rear link to center rail	AR	3758800
1962	2167	roof center to rear rail spring	2	4574150

14.310 HINGE, FOLDING TOP BOW

1961	2367, 2867	male	4810526 RH	4810527 LH
1962	2167, 2367, 2867	male	4848790 RH	4848791 LH
1961	2367, 2867	SUPPORT, fldg. top male hinge	4808655 RH	4808656 LH
1962	2367, 2867	male hinge	4860782 RH	4860783 LH

14.320 BOLT-BUSHING-WASHER, FOLDING TOP HINGE

1961	2367, 2867	BOLT, rear side roof rail to hinge (3/8"-24x1-11/32")	2	4574154
1962	2167, 2367, 2867 (14.110)	side roof rear rail to hinge	2	4799863
1962	2167, 2367, 2867	w/rail to front rail corner	4	4849341
1962	2367, 2867	fldg. top male hinge support	4	4849875
1961-62	2367, 2867	BUSHING, rear side roof rail to hinge	2	4613555
1962	2167	SPACER, fldg. top lift guide	2	4867464
1961-62	2367, 2867 (14.300)	WASHER, rear rail to hinge (12" L.D.)	2	3758800

14.340 BOW, FOLDING TOP REAR

1961	2367, 2867		1	4808664
1962	2167		1	4865984
1962	2367, 2867		1	4856186

14.472 HOSE, FOLDING TOP

1961	2367, 2867	pump to bottom of lift	1	4810865
1961	2367, 2867	pump to top of lift	1	4810866
1962	2167	pump to lift cyl.	1	4865429
1962	2367, 2867	pump to top of lift	1	4865427
1962	2367, 2867	pump to bottom of lift	1	4865500

14.475 LIFT ASSY., FOLDING TOP OPERATING

1961	2367, 2867		2	4810867
1962	2167	hydraulic	2	4865340
1962	2167	counter balanced-manual	2	4864567
1962	2367, 2867	hydraulic	2	4865341

14.480 FLUID, GM HYDRO ELECTRIC

1961-62	2167, 2367, 2867 (4.683)	1 gallon	AR	5451232
---------	--------------------------	----------	----	---------

14.481 MOTOR-SUPPORT, FOLDING TOP LIFT

1961	2367, 2867	MOTOR, w/rotor type pump	1	5044431
1962	2167, 2367, 2867		1	5044493
1961	2367, 2867	MOTOR AND PUMP ASSY., fldg. top hyd.	1	4810544
1962	2167, 2367, 2867	w/delco mtr. and dura pump	1	4865486
1961	2367, 2867	SUPPORT, hyd. pump motor mtg.	1	4831916

14.482 MOTOR AND PUMP PARTS, FOLDING TOP

1961	2367, 2867	ARMATURE, hyd. pump motor-use w/motor and pump 4810544	1	4906261
1962	2167, 2367, 2867	w/delco mtr. & dura pump	1	4910507
1961	2367, 2867	BALL, hydraulic pump rotor drive	1	4666388
1961-62	2167-2367, 2867	fluid control valve (▲)	4	4666390
1961-62	21-23-2567, 2867	BRUSH, hyd. pump motor-use w/motor and pump 4810544 (▲)	2	4906438
1961	2367, 2867	BRUSH HOLDER, hyd. pump motor-use w/motor and pump 4810544	1	4908467
1961	2367, 2867	FIELD ASSY., hyd. pump motor-use w/motor and pump 4810544	1	4906249
1962	2167, 2367, 2867	w/delco mtr. & dura pump	1	4910497
1961-62	2167, 2367, 2867	GROMMET, pump mtg. brkt. (▲)	4	3698109
1962	2167 (12.195)	fldg. top switch	1	4835809
1962	2167, 2367, 2867	HOLDER & CASE, fldg. top hyd. pump motor brush-including circuit breaker	1	4910916
1961-62	2367, 2867	PIN, lift support clevis	2	4695424
1961	2167, 2367, 2867	PLATE ASSY., pump cover w/rotor type pump	2	4666389
1962	2167, 2367, 2867	w/delco mtr. & dura pump	1	4868619
1961	2367, 2867	ROTOR, hyd. pump motor Inner	1	4688308

1961	2367, 2867	Outer	1	4688309
1962	2167, 2367, 2867	w/delco mtr. & dura pump Inner	1	4868622
1962	2167, 2367, 2867	w/delco mtr. & dura pump Outer	1	4868623
1961	2367, 2867	SEAL, motor shaft-sealing ring-rubber	1	3698098
1961-62	All	hyd. motor hose to motor (▲)	AR	4666766
1962	2167, 2367, 2867	hyd. pump motor shaft-sealing ring-rubber	1	4868618
1961	2367, 2867	SPACER, fldg. top lift support-rubber	4	4149726
1961-62	2167, 2367, 2867	SPRING, hyd. pump motor (▲)	2	5076406

▲NOTE: 1962 w/delco motor and dura pump

14.483 SWITCH, FOLDING TOP

1961-62	2367, 2867	(10.777)	1	4634122
1962	2167		1	580370
1961-62	2367, 2867	(10.777)	CLIP, fldg. top switch ret.	4 4154886
1961-62	2367, 2867		ESCUTCHEON, fldg. top cont. switch	1 4816583

14.484 SUPPORT, FOLDING TOP OPERATING HYDRAULIC LIFT

1961	2367, 2867		2	4754418
1962	2367, 2867		1	4866748
1962	2167		BOLT, fldg. top lift to support	2 4845764

14.486 RESERVOIR, FOLDING TOP HYDRAULIC PUMP FLUID

1961	2367, 2867	w/rotor type pump-use w/motor and pump 4810544	1	4831917
1962	2167, 2367, 2867		1	4868620
1961-62	2167-2367, 2867	PLATE, reservoir end-w/rotor type pump (▲)	1	4666396
1961-62	2167-2367, 2867	PLUG, reservoir filler-w/rotor type pump (▲)	1	4666393
1961	2367, 2867	BOLT ASSY., pump reservoir-w/rotor type pump	1	4666394
1962	2167, 2367, 2867	w/delco mtr. & dura pump	1	4868621
1962	2167, 2367, 2867	SEAL, fldg. top hyd. pump reservoir (▲)	2	4666395

▲NOTE: 1962 w/delco and dura pump

14.630 PAD, COWL TRIM

1961	2117-19-27-35		4817630 RH	4817631 LH
1961	All exc. 2119-35, 2367, 2867		4824052 RH	4824053 LH
1961	All exc. 2119-27-35, 2367, 2867	w/A.C. front end installation (▲)	4828784 RH	
1961	2367, 2867	(▲)	4826594 RH	4826595 LH
1961	2367, 2867	(▲▲)	4824052 RH	4824053 LH
1961	2367, 2867	w/A.C. front end installation (▲)	4828789 RH	
1961	2367, 2867	w/A.C. front end installation (▲▲)	4828784 RH	
1962	2117-19-27-35		4850980 RH	4850981 LH
1962	2167		4851010 RH	4851011 LH
1962	All exc. A.C., 21, 2947		4846812 RH	4846813 LH
1962	All exc. 21, 2947	w/A.C.	4846817 RH	
1962	2947	trim 281-289	4370248 RH	4370253 LH
1962	2947	trim 281-289, w/A.C. frt. end installation	4370243 RH	
1962	2947	trim 284-296	4370249 RH	4370254 LH
1962	2947	trim 284-296, w/A.C. frt. end installation	4370244 RH	
1962	2947	trim 285	4372119 RH	4372120 LH
1962	2947	trim 285, w/A.C. frt. end installation	4372118 RH	
1962	2947	trim 297	4370250 RH	4370255 LH
1962	2947	trim 297, w/A.C. frt. end installation	4370245 RH	
1962	2947	trim 298	4370251 RH	4370256 LH
1962	2947	trim 298, w/A.C. frt. end installation	4370246 RH	

▲NOTE: With front body hinge pillar to floor braces.

▲▲NOTE: Less front body hinge pillar to floor braces.

14.640 TRIM ASSY., HEADLINING

1961	2117	trim 276-280	1	4356814
1961	2117	trim 277	1	4356815
1961	2117	trim 278	1	4356816

1961	2117	trim 279	1	4356817
1961	2119	trim 262	1	4328013
1961	2119	trim 263 (▲)	1	4328012
1961	2119	trim 263 (▲▲)	1	4344023
1961	2119	trim 263 (▲▲▲)	1	4349421
1961	2119	trim 264	1	4328014
1961	2119	trim 265	1	4344427
1961	2119	trim 271-275	1	4344021
1961	2119	trim 272	1	4344022
1961	2119	trim 273	1	4344023
1961	2119	trim 274	1	4344024
1961	2119	trim 298	1	4328011
1961	2127	trim 262	1	4346002
1961	2127	trim 263	1	4349441
1961	2127	trim 264	1	4346004
1961	2127	trim 265	1	4346005
1961	2135	trim 272	1	4344027
1961	2135	trim 273	1	4344028
1961	2135	trim 274	1	4344029
1961	2135	trim 275	1	4344030
1961	2135	trim 298	1	4344026
1961	2311-69	trim 201	1	4330768
1961	2311-69	trim 202	1	4330769
1961	2311-69	trim 203-light green (▲)	1	4330770
1961	2311-69	trim 203-light green (▲▲)	1	4344869
1961	2311-69	trim 203 (▲▲▲)	1	4349436
1961	2311-69	trim 204	1	4330771
1961	2335-45	trim 218-222	1	4330773
1961	2335-45	trim 219	1	4330774
1961	2335-45	trim 220	1	4330775
1961	2335-45	trim 221	1	4330776
1961	2337, 2537	trim 206-210-224-228	1	4330860
1961	2337, 2537	trim 207-225	1	4330861
1961	2337, 2537	trim 208-226	1	4330862
1961	2337, 2537	trim 209-227	1	4330863
1961	2339, 2539	trim 206-210-224-228	1	4330871
1961	2339, 2539	trim 207-225	1	4330872
1961	2339, 2539	trim 208-226	1	4330873
1961	2339, 2539	trim 209-227	1	4330874
1961	2639	trim 229-242	1	4330880
1961	2639, 2839	trim 230-239-244-249	1	4330877
1961	2639, 2839	trim 231-240-245-250	1	4330878
1961	2639, 2839	trim 241-246-251	1	4330879
1961	2669	trim 229-242	1	4330886
1961	2669	trim 230-239	1	4330883
1961	2669	trim 231-240	1	4330884
1961	2669	trim 241	1	4330885
1961	2735	trim 291	1	4330856
1961	2735	trim 292	1	4330857
1961	2735	trim 293	1	4330858
1961	2837	trim 243	1	4330865
1961	2837	trim 244-249	1	4330866
1961	2837	trim 245-250	1	4330867
1961	2837	trim 246-251	1	4330868
1961	2837	trim 247-252	1	4330869
1961	2839	trim 243	1	4330876
1961	2839	trim 247-252	1	4343532
1962	2117	trim 206	1	4360254
1962	2117	trim 207	1	4361509
1962	2117	trim 208	1	4361510
1962	2117	trim 209	1	4360255
1962	2117	trim 210	1	4361511
1962	2117	trim 211-213	1	4361504
1962	2117	trim 214-216	1	4361507
1962	2117	trim 215	1	4361508

1962	2119	trim 201	1	4361514
1962	2119	trim 204	1	4361516
1962	2119	trim 205	1	4344427
1962	2119	trim 206	1	4360237
1962	2119	trim 207	1	4361512
1962	2119	trim 208	1	4360236
1962	2119	trim 209	1	4360238
1962	2119	trim 210-217	1	4361513
1962	2127	trim 201	1	4361517
1962	2127	trim 204	1	4361519
1962	2127	trim 205	1	4361520
1962	2135	trim 206	1	4361523
1962	2135	trim 207	1	4361524
1962	2135	trim 208	1	4361525
1962	2135	trim 209	1	4361526
1962	2135	trim 210	1	4361527
1962	2135	trim 217	1	4361521
1962	2135	trim 218	1	4361522
1962	2311-69	trim 221	1	4353494
1962	2311-69	trim 222	1	4353495
1962	2311-69	trim 223	1	4353496
1962	2311-69	trim 224	1	4353497
1962	2335-45	trim 231	1	4353502
1962	2335-45	trim 232	1	4353503
1962	2335-45	trim 233	1	4353504
1962	2335-45	trim 234	1	4353505
1962	2335-45	trim 235	1	4351752
1962	2339	trim 226	1	4353509
1962	2339	trim 227	1	4353510
1962	2339	trim 228	1	4353511
1962	2339	trim 229	1	4353512
1962	2339	trim 230	1	4351755
1962	2339, 2639, 2839	trim 241-246-251-256-261	1	4353518
1962	2339, 2639, 2839	trim 242-247-252-257-262	1	4353519
1962	2339, 2839	trim 243-258-263	1	4353520
1962	2339, 2639, 2839	trim 244-249-254-259-264	1	4353521
1962	2339	trim 245	1	4351756
1962	2347	trim 226	1	4353523
1962	2347	trim 227	1	4353524
1962	2347	trim 228	1	4353525
1962	2347	trim 229	1	4353526
1962	2347	trim 230	1	4353527
1962	2347, 2847, 2947	trim 241-256-261-298	1	4353533
1962	2347, 2847	trim 242-257-262	1	4353534
1962	2347, 2847	trim 243-258-263	1	4353535
1962	2347, 2847, 2947	trim 244-259-264-281-284-285-297	1	4353536
1962	2347, 2947	trim 245-289-296	1	4351758
1962	2639-2839	trim 255-260-265	1	4353522
1962	2669	trim 246-251	1	4364026
1962	2669	trim 247-252	1	4364027
1962	2669	trim 249-254	1	4364028
1962	2669	trim 255	1	4364029
1962	2735	trim 280	1	4353506
1962	2735	trim 282	1	4353507
1962	2735	trim 283	1	4353508
1962	2847	trim 260-265	1	4353537

▲NOTE: 1st type w/cloth headlining.

▲▲NOTE: 2nd type w/imitation leather headlining

▲▲▲NOTE: 3rd type w/cloth headlining, with darker shade of light green.

14.651 RETAINER, HEADLINING TRIM-ON SIDE ROOF RAIL

1961-62	2311-35-45-69, 2669, 2735	Front	4795565 RH	4795566 LF
1961-62	2311	Rear	4795636 RH	4795637 LF
1961-62	2335-45, 2735	Rear	4800866 RH	4800867 LF

1961	2369, 2669	Rear	4795585 RH	4795586 LH
1962	2369, 2669	Rear	4823568 RH	4823569 LH

14.651 MOLDING, SIDE ROOF RAIL

1961	2337, 2537		4819430 RH	4819431 LH
1961	2339, 2539, 2639	Front	4819456 RH	4819457 LH
1961	2339, 2539, 2639	Rear	4815970 RH	4815971 LH
1961	2837		4809270 RH	4809271 LH
1961-62	2839	Front	4810478 RH	4810479 LH
1961-62	2839	Rear	4810912 RH	4810913 LH
1962	2339, 2639	Front	4855526 RH	4855527 LH
1962	2339, 2639	Rear	4855550 RH	4855551 LH
1962	2347		4855572 RH	4855573 LH
1962	2847, 2947		4838918 RH	4838919 LH
1961-62	2117-27	PLATE, rear qtr. trim		
		finish	Upper corner	4857382 RH 4857383 LH
1961-62	2119-35	center pillar to roof rail finish		2 4804555
1961-62	2135	body lock pillar to roof trim		4805723 RH 4805724 LH
1961	2337-39, 2537-39, 2639	SCREW, side roof rail mldg.		AR 9414757
	2837-39 (8.977)	roof rail reveal mldg.		AR 4829088
1961-62	2337-39-47, 2537-39, 2639,	side roof rail mldg.		AR 4846616
	2837-39-47, 2947			
1962	2339-47-69, 2639, 2839-47,			
	2947 (10.056)			

14.655 COVER AND TRIM, INSTRUMENT PANEL

NOTE: See accessory section for 1962 27-28 instrument panel pad pkg. (includes bezel).

1961	23, 25, 26, 2837-39	trim 201-206-212-218-224-229-243 dk. grey	1	4825849
1961	23, 25, 26, 28 All	trim 202-207-213-219-225-230-239-244-249-253-283-Bristol Blue	1	4825850
1961	23, 25, 26, 27, 28 All	trim 203-208-214-220-226-231-240-243-245-250-284-291-Vermont Green	1	4825851
1961	23, 25, 26, 27, 28 All	trim 204-209-215-221-227-241-246-251-255-285-292-Mahogany	1	4825852
1961	23 exc. 2311-69, 25, 26, 27, 28 All	trim 210-216-222-228-242-247-252-256-286-293-Burgundy	1	4825853
1961	exc. 21	BEZEL, inst. panel trim plate-burgundy	1	538522
1961	exc. 21	black pearl	1	538518
1961	exc. 21	blue	1	538519
1961	exc. 21	green	1	538520
1961	exc. 21	mahogany	1	538521
1962	23, 26 All & H.D.C.	grey-less cushion	1	542595
1962	23-26 All & H.D.C.	blue-less cushion	1	541326
1962	23-26 All & H.D.C.	aqua-less cushion	1	542327
1962	23-26 All & H.D.C.	green-less cushion	1	541328
1962	23-26 All & H.D.C.	bronze-less cushion	1	541329
1962	23-26 All & H.D.C.	burgundy red-less cushion	1	541330
1962	2947	BEZEL AND COVER ASSY., inst. panel trim plate-black	1	542587
1962	2947	brown	1	542597
1962	P/8 Police	grey	1	542593

14.655 PAD ASSY., INST. PANEL ASSIST GRIP HANDLE

1961	27-28 All	black pearl	1	537372
1961	27-28 All	blue	1	537373
1961	27-28 All	green	1	537374
1961	27-28 All	mahogany	1	537375
1961	27-28 All	red	1	537376
1962	27-28 All	blue	1	541489
1962	27-28 All	aquamarine	1	541490
1962	27-28 All	green	1	541491
1962	27-28 All	gold	1	541492
1962	27-28 All	red	1	541493
1961	27-28 All (8.977)	SCREW, assist grip pad ret. (No. 10-12 x 3/4")	3	168593
1961-62	21 All	SPACER, inst. panel cover ret.	1	4810918

14.665 WEATHERCORD ASSEMBLY, FRONT DOOR OPENING

NOTE: See Group 15.520 for door, center pillar and pinchweld windlace.

1961	2117-27	trim 262-277	Front door	2	4838657
1961	2117-27	trim 263-278	Front door	2	4838736
1961	2117-27	trim 264-279	Front door	2	4838658
1961	2117-27	trim 265-280	Front door	2	4838659
1961	2117-27	trim 276	Front door	2	4838737
1961	2119-35	trim 262-272 (▲)	Front door	2	4818261
1961	2119-35	trim 262-272 (▲▲)	Front door	2	4838648
1961	2119-35	trim 262-273 (▲)	Front door	2	4818260
1961	2119-35	trim 263-273 (▲▲)	Front door	2	4838647
1961	2119-35	trim 264-274 (▲)	Front door	2	4818263
1961	2119-35	trim 265-275 (▲)	Front door	2	4818259
1961	2119-35	trim 265-275 (▲▲)	Front door	2	4838650
1961	2119-35	trim 271-298 (▲)	Front door	2	4829248
1961	2119-35	trim 271-298 (▲▲)	Front door opening pinchweld	2	4838730
1961	2311-69, 2669	trim 201-229	Front door	4343614 RH	4343615 LH
1961	2311	trim 202	Front door	4343646 RH	4343647 LH
1961	2311	trim 203	Front door	4343648 RH	4343649 LH
1961	2311	trim 204	Front door	4331488 RH	4331489 LH
1962	2311	trim 221	Front door	4352390 RH	4352391 LH
1962	2311	trim 222	Front door	4352392 RH	4352393 LH
1962	2311	trim 223	Front door	4352388 RH	4352389 LH
1962	2311	trim 224	Front door	4352394 RH	4352395 LH
1962	2335-45-69, 2669, 2735	trim 221-231-246-251-280	Front door	4352418 RH	4352419 LH
1962	2335-45-69, 2669	trim 222-232-247-252	Front door	4352420 RH	4352421 LH
1962	2335-45-69	trim 223-233	Front door	4352416 RH	4352417 LH
1962	2335-45-69, 2669, 2735	trim 224-234-249-254-282	Front door	4352422 RH	4352423 LH
1961	2335-45-69, 2669	trim 201-218-229	Over front door	4343620 RH	4343621 LH
1961	2335-45-69, 2669	trim 202-219-230-239	Over front door	4343622 RH	4343623 LH
1961	2335-45-69, 2669, 2735	trim 203-220-231-240-291	Over front door	4343624 RH	4343625 LH
1961	2335-45-69, 2669, 2735	trim 204-221-241-292	Over front door	4331518 RH	4331519 LH
1961	2335-45, 2669, 2735	trim 222-242-293	Over front door	4343626 RH	4343627 LH
1962	2335-45, 2669, 2735	trim 235-255-283	Over front door	4354110 RH	4354111 LH
1961	2311-35-45-69, 2669	trim 201-218-229	Front hinge pillar	4343606 RH	4343607 LH
1961	2311-35-45-69, 2669	trim 202-219-230-239	Front hinge pillar	4343608 RH	4343609 LH
1961	2311-35-45-69, 2669, 2735	trim 203-220-231-240-291	Front hinge pillar	4343610 RH	4343611 LH
1961	2311-35-45-69, 2669, 2735	trim 204-221-241-292	Front hinge pillar	4331496 RH	4331497 LH
1961	2335-45, 2669, 2735	trim 222-242-293	Front hinge pillar	4343612 RH	4343613 LH
1961	2337-39-67, 2537-39, 2639, 2837-39	trim 206-212-224-229-243	Front hinge pillar	4331500 RH	4331501 LH
1961	2337-39-67, 2537-39, 2639, 2837-39	trim 207-213-225-230-239-244-249	Front hinge pillar	4331502 RH	4331503 LH
1961	2337-39-67, 2537-39, 2639, 2837-39-67	trim 208-214-226-231-240-245-250-254-284	Front hinge pillar	4331504 RH	4331505 LH
1961	2337-39-67, 2537-39, 2639, 2837-39-67	trim 209-215-227-241-246-251-255-285	Front hinge pillar	4331506 RH	4331507 LH
1961-62	2337-39-47-67, 2537-39, 2639-69, 2837-39-47-67, 245-247-252-255-256-260-265-	trim 210-216-228-230-240-242-269-279-286	Front hinge pillar	4331508 RH	4331509 LH
1961	2867	trim 253-283	Front hinge pillar	4331510 RH	4331511 LH
1962	2311-35-45-69, 2669, 2735	trim 221-231-246-251-280	Front hinge pillar	4352398 RH	4352399 LH
1962	2311-35-45-69, 2669	trim 222-232-247-252	Front hinge pillar	4352400 RH	4352401 LH

1962	2311-35-45-69	trim 223-233 . . .	Front hinge pillar	4352396 RH	4352397 LH
1962	2311-35-45-69, 2669, 2735 . .	trim 224-234-249- 254-282	Front hinge pillar	4352402 RH	4352403 LH
1962	2335-45, 2669, 2735	trim 235-255-283 .	Front hinge pillar	4354100 RH	4354101 LH
1962	2339-47-67, 2639-69, 2839-47	trim 226-236-241-246-251- 256-261	Front hinge pillar	4354102 RH	4354103 LH
1962	2339-47-67, 26, 28, 29 All . .	trim 227-237-242-247-252-257-262- 267-277-285	Front hinge pillar	4354104 RH	4354105 LH
1962	2339-47, 2839-47	trim 228-243-258- 263	Front hinge pillar	4354106 RH	4354107 LH
1962	2339-47-67, 26, 28 All	trim 229-239-244-249-254-264-268- 278	Front hinge pillar	4354108 RH	4354109 LH
1962	2639-69	trim 266-276- med. blue.	Front hinge pillar	4354102 RH	4354103 LH
1962	2867	trim 266-276- silver	Front hinge pillar	4357658 RH	4357659 LH
1962	2947	trim 281	Front hinge pillar	4358458 RH	4358459 LH
1962	2947	trim 289	Front hinge pillar	4336602 RH	4336603 LH
1962	2947	trim 284-296	Front hinge pillar	4358986 RH	4358987 LH
1962	2947	trim 297	Front hinge pillar	4370718 RH	4370719 LH
1962	2947	trim 298	Front hinge pillar	4358990 RH	4358991 LH
1962	2117	trim 212	Front door opening pinchweld	2	4861476
1961	2119-35	trim 262-272 (▲)	Center pillar	4	4818277
1961	2119-35	trim 263-273 (▲)	Center pillar	4	4818276
1961	2119-35	trim 264-274 (▲)	Center pillar	4	4818279
1961	2119-35	trim 265-275 (▲)	Center pillar	4	4818275
1961	2119-35	trim 271-298 (▲)	Center pillar	4	4829249
1962	2335-45-69, 2669	trim 221-231-246-251 .	Center pillar	4352448 RH	4352449 LH
1962	2335-45-69, 2669	trim 222-232-247-252 .	Center pillar	4352450 RH	4352451 LH
1962	2335-45-69	trim 223-233	Center pillar	4352446 RH	4352447 LH
1962	2335-45-69, 2669	trim 224-234-249-254 .	Center pillar	4352452 RH	4352453 LH
1962	2335-45, 2669	trim 235-255	Center pillar	4354116 RH	4354117 LH
1962	2735	trim 280	Center pillar	4354118 RH	4354119 LH
1962	2735	trim 282	Center pillar	4354120 RH	4354121 LH
1962	2735	trim 283	Center pillar	4354122 RH	4354123 LH

▲NOTE: 1st type extruded smooth vinyl.

▲▲NOTE: 2nd type woven cotton and vinyl.

14.668 RETAINER, FRONT BODY HINGE PILLAR TRIM

1961	21 All			4810528 RH	4810529 LH
1961	All exc. 21			4793370 RH	4793371 LH
1962	21 All			4849918 RH	4849919 LH
1962	All exc. 21			4868982 RH	4868983 LH

14.683 CLIP, DOOR TRIM PAD

1961	All	trim pad nail ret. (emergency use)		AR	4820477
1962	2127-67, 2335-39-45-69, 2639-69, 2735, 2839, 2947 . .			AR	4840575

14.685 TRIM PAD ASSEMBLY, FRONT DOOR

1961	2117	trim 276		4346042 RH	4346043 LH
1961	2117	trim 277		4346044 RH	4346045 LH
1961	2117	trim 278		4346046 RH	4346047 LH
1961	2117	trim 279		4346048 RH	4346049 LH
1961	2117	trim 280		4346050 RH	4346051 LH
1961	2119	trim 262		4344042 RH	4344043 LH
1961	2119	trim 263		4344044 RH	4344045 LH
1961	2119	trim 264		4344046 RH	4344047 LH
1961	2119	trim 265		4344048 RH	4344049 LH
1961	2119	trim 271		4344054 RH	4344055 LH
1961	2119-35	trim 272		4344056 RH	4344057 LH
1961	2119-35	trim 273		4344058 RH	4344059 LH

1961	2119-35	trim 274	4344060 RH	4344061 L
1961	2119-35	trim 275	4344062 RH	4344063 L
1961	2119-35	trim 298	4344050 RH	4344051 L
1961	2127	trim 262	4346032 RH	4346033 L
1961	2127	trim 263	4346034 RH	4346035 L
1961	2127	trim 264	4346036 RH	4346037 L
1961	2127	trim 265	4346038 RH	4346039 L
1961	2311	trim 201	4331024 RH	4331025 L
1961	2311	trim 202	4331026 RH	4331027 L
1961	2311	trim 203	4331028 RH	4331029 L
1961	2311	trim 204	4331030 RH	4331031 L
1961	2335-45-69	trim 201-218	4331080 RH	4331081 L
1961	2335-45-69	trim 202-219	4331082 RH	4331083 L
1961	2335-45-69	trim 203-220	4331084 RH	4331085 L
1961	2335-45-69	trim 204-221	4331086 RH	4331087 L
1961	2335-45	trim 222	4331088 RH	4331089 L
1961	2337-67	trim 206-212	4331038 RH	4331039 L
1961	2337-67	trim 207-213	4331040 RH	4331041 L
1961	2337-67	trim 208-214	4331042 RH	4331043 L
1961	2337-67	trim 209-215	4331044 RH	4331045 L
1961	2337-67	trim 210-216	4331046 RH	4331047 L
1961	2339	trim 206	4331092 RH	4331093 L
1961	2339	trim 207	4331094 RH	4331095 L
1961	2339	trim 208	4331096 RH	4331097 L
1961	2339	trim 209	4331098 RH	4331099 L
1961	2339	trim 210	4331100 RH	4331101 L
1961	2537	trim 224	4331052 RH	4331053 L
1961	2537	trim 225	4331054 RH	4331055 L
1961	2537	trim 226	4331056 RH	4331057 L
1961	2537	trim 227	4331058 RH	4331059 L
1961	2537	trim 228	4331060 RH	4331061 L
1961	2539	trim 224	4331108 RH	4331109 L
1961	2539	trim 225	4331110 RH	4331111 L
1961	2539	trim 226	4331112 RH	4331113 L
1961	2539	trim 227	4331114 RH	4331115 L
1961	2539	trim 228	4331116 RH	4331117 L
1961	2639	trim 229	4331120 RH	4331121 L
1961	2639	trim 230-239	4331122 RH	4331123 L
1961	2639	trim 231-240	4331124 RH	4331125 L
1961	2639	trim 241	4331126 RH	4331127 L
1961	2639	trim 242	4331128 RH	4331129 L
1961	2669	trim 229	4331132 RH	4331133 L
1961	2669	trim 230-239	4331134 RH	4331135 L
1961	2669	trim 231-240	4331136 RH	4331137 L
1961	2669	trim 241	4331138 RH	4331139 L
1961	2669	trim 242	4331140 RH	4331141 L
1961	2735	trim 291	4331144 RH	4331145 L
1961	2735	trim 292	4331146 RH	4331147 L
1961	2735	trim 293	4331148 RH	4331149 L
1961	2837	trim 243	4331064 RH	4331065 L
1961	2837	trim 244-249	4331066 RH	4331067 L
1961	2837-67	trim 245-250-254-284	4331068 RH	4331069 L
1961	2837	trim 246-251	4331070 RH	4331071 L
1961	2837-67	trim 247-252-256-286	4331072 RH	4331073 L
1961	2839	trim 243	4331154 RH	4331155 L
1961	2839	trim 244-249	4331156 RH	4331157 L
1961	2839	trim 245-250	4331158 RH	4331159 L
1961	2839	trim 246-251	4331160 RH	4331161 L
1961	2839	trim 247-252	4331162 RH	4331163 L
1961	2867	trim 253-283	4331074 RH	4331075 L
1961	2867	trim 255-285	4331076 RH	4331077 L
1962	2117-67	trim 206	4361656 RH	4361657 L
1962	2117	trim 207	4361658 RH	4361659 L
1962	2117	trim 208	4361660 RH	4361661 L
1962	2117-67	trim 209	4361662 RH	4361663 L
1962	2117-67	trim 210	4361664 RH	4361665 L

1962	2117-67	trim 211	4361608 RH	4361609 LH
1962	2117-67	trim 213	4361612 RH	4361613 LH
1962	2117-67	trim 214	4361614 RH	4361615 LH
1962	2117-67	trim 215	4361616 RH	4361617 LH
1962	2167	trim 216	4361912 RH	4361913 LH
1962	2119	trim 201	4361620 RH	4361621 LH
1962	2119	trim 204	4361624 RH	4361625 LH
1962	2119-35	trim 205-218	4361626 RH	4361627 LH
1962	2119-35	trim 206	4361634 RH	4361635 LH
1962	2119-35	trim 207	4361636 RH	4361637 LH
1962	2119-35	trim 208	4361638 RH	4361639 LH
1962	2119-35	trim 209	4361640 RH	4361641 LH
1962	2119-35	trim 210	4361642 RH	4361643 LH
1962	2119-35	trim 217	4361628 RH	4361629 LH
1962	2127	trim 201	4361646 RH	4361647 LH
1962	2127	trim 204	4361650 RH	4361651 LH
1962	2127	trim 205	4361652 RH	4361653 LH
1962	2311	trim 221	4353660 RH	4353661 LH
1962	2311	trim 222	4353662 RH	4353663 LH
1962	2311	trim 223	4353664 RH	4353665 LH
1962	2311	trim 224	4353666 RH	4353667 LH
1962	2335-45-69	trim 221-231	4353672 RH	4353673 LH
1962	2335-45-69	trim 222-232	4353674 RH	4353675 LH
1962	2335-45-69	trim 223-233	4353676 RH	4353677 LH
1962	2335-45-69	trim 224-234	4353678 RH	4353679 LH
1962	2335-45	trim 235	4353680 RH	4353681 LH
1962	2339	trim 226	4353686 RH	4353687 LH
1962	2339	trim 227	4353688 RH	4353689 LH
1962	2339	trim 228	4353690 RH	4353691 LH
1962	2339	trim 229	4353692 RH	4353693 LH
1962	2339	trim 230	4353694 RH	4353695 LH
1962	2339, 2639	trim 241-246-251	4353712 RH	4353713 LH
1962	2339, 2639	trim 242-247-252	4353714 RH	4353715 LH
1962	2339	trim 243	4353716 RH	4353717 LH
1962	2339, 2639	trim 244-249-254	4353718 RH	4353719 LH
1962	2339, 2639	trim 245-255 (▲)	4353720 RH	4353721 LH
1962	2347-67	trim 226-236	4353698 RH	4353699 LH
1962	2347-67	trim 227-237	4353700 RH	4353701 LH
1962	2347	trim 228	4353702 RH	4353703 LH
1962	2347-67	trim 229-239	4353704 RH	4353705 LH
1962	2347-67	trim 230-240	4353706 RH	4353707 LH
1962	2347	trim 241	4353724 RH	4353725 LH
1962	2347	trim 242	4353726 RH	4353727 LH
1962	2347	trim 243	4353728 RH	4353729 LH
1962	2347	trim 244	4353730 RH	4353731 LH
1962	2347	trim 245	4353732 RH	4353733 LH
1962	2639	trim 255-w/light maroon inlays	4372204 RH	4372205 LH
1962	2669	trim 246-251	4353746 RH	4353747 LH
1962	2669	trim 247-252	4353748 RH	4353749 LH
1962	2669	trim 249-254	4353750 RH	4353751 LH
1962	2669	trim 255 (▲)	4353752 RH	4353753 LH
1962	2669	trim 255-w/light maroon inlays	4372206 RH	4372207 LH
1962	2735	trim 280	4353756 RH	4353757 LH
1962	2735	trim 282	4353758 RH	4353759 LH
1962	2735	trim 283	4353760 RH	4353761 LH
1962	2839	trim 256-261	4353766 RH	4353767 LH
1962	2839	trim 257-262	4353768 RH	4353769 LH
1962	2839	trim 258-263	4353770 RH	4353771 LH
1962	2839	trim 259-264	4353772 RH	4353773 LH
1962	2839	trim 260-265	4353774 RH	4353775 LH
1962	2847	trim 256-261	4353778 RH	4353779 LH
1962	2847-67	trim 257-262-267-277	4353780 RH	4353781 LH
1962	2847	trim 258-263	4353782 RH	4353783 LH
1962	2847	trim 259-264	4353784 RH	4353785 LH
1962	2847-67	trim 260-265-269-279	4353786 RH	4353787 LH
1962	2867	trim 266-276	4364720 RH	4364721 LH

1962	2867	trim 268-278	4353790 RH	4353791 LH
1962	2947	trim 281	4368296 RH	4368297 LH
1962	2947	trim 284	4372090 RH	4372091 LH
1962	2947	trim 285	4372092 RH	4372093 LH
1962	2947	trim 289	4368298 RH	4368299 LH
1962	2947	trim 296	4368300 RH	4368301 LH
1962	2947	trim 297	4368302 RH	4368303 LH
1962	2947	trim 298	4368304 RH	4368305 LH

▲NOTE: 1st type ivory colored inlays

14.686 ARM REST ASSEMBLY, DOOR (TRIMMED)

1961	2117-19	trim 271-276	Front	2	4332254
1961	2117-19-35	trim 272-277	Front	2	4332256
1961	2117-19	trim 273-278	Front	2	4332255
1961	2117-19-35	trim 274-279	Front	2	4341527
1961	2117-19-35	trim 275-280	Front	2	4341528
1961	2119-27	trim 262	Front	2	4341523
1961	2119-27	trim 263	Front	2	4341524
1961	2119-27	trim 264	Front	2	4341525
1961	2119-27	trim 265	Front	2	4341526
1961	2119	trim 271-less tray	Rear		4332284 RH 4332285 LH
1961	2119-35	trim 272-less tray	Rear		4332288 RH 4332289 LH
1961	2119-35	trim 273-less tray	Rear		4332286 RH 4332287 LH
1961	2119-35	trim 274-less tray	Rear		4341534 RH 4341535 LH
1961	2119-35	trim 275	Rear		4341536 RH 4341537 LH
1961	2119-35	trim 298	Front	2	4341529
1961	23 All	trim 201-206-212-218	Front	2	4313395
1961	23 All	trim 202-207-213-219	Front	2	4329295
1961	23 All	trim 203-208-214-220	Front	2	4329755
1961	23 All	trim 204-209-215-221	Front	2	4330450
1961	2335-39-45-69	trim 201-206-218-less tray	Rear		4313430 RH 4313431 LH
1961	2335-39-45-69	trim 202-207-219-less tray	Rear		4330692 RH 4330693 LH
1961	2335-39-45-69	trim 203-208-220-less tray	Rear		4330694 RH 4330695 LH
1961	2335-39-45-69	trim 204-209-221-less tray	Rear		4330696 RH 4330697 LH
1961	2335-37-39-45-67	trim 210-216-222	Front	2	4330647
1961	2335-39-45	trim 210-222-less tray	Rear		4330698 RH 4330699 LH
1961	2537-39, 2639-69, 2837-39	trim 224-229-243	Front	2	4313400
1961	2537-39, 2639-69, 2837-39	trim 225-230-239-244-249	Front	2	4330670
1961	2537-39, 2639-69, 2735, 2837-39-67	trim 226-231-240-245-250-254-284-291	Front	2	4330671
1961	25-26-27-28 All	trim 227-241-246-251-255-285-292	Front	2	4330672
1961	25-26-27-28 All	trim 228-242-247-252-256-286-293	Front	2	4330673
1961	2539, 2639-69, 2839	trim 224-229-243-less tray	Rear		4313440 RH 4313441 LH
1961	2539, 2639-69, 2839	trim 225-230-239-244-249-less tray	Rear		4330700 RH 4330701 LH
1961	2539, 2639-69, 2735, 2839	trim 226-231-240-245-250-291-less tray	Rear		4330702 RH 4330703 LH
1961	2539, 2639-69, 2735, 2839	trim 227-241-246-251-292-less tray	Rear		4330704 RH 4330705 LH
1961	2539, 2639-69, 2735, 2839	trim 228-242-247-252-293-less tray	Rear		4330706 RH 4330707 LH
1961	2867	trim 253-283	Front	2	4332256
1962	2117-19-27-35-67, 2339-47, 2639-69, 2867	trim 206-241-246-251-266-276	Front	2	4353398
1962	2117-19-35, 2339-47, 2639-69	trim 207-242-247-252	Front	2	4353399
1962	2117-19-27-67, 2339-47, 2639-69	trim 208-209-244-249-254	Front	2	4353401
1962	2117-19-27-67, 2339-47, 2639-69	trim 210-245-255	Front	2	4353402
1962	2117-67, 2947	trim 211-289		2	6281544
1962	2117-67, 2947	trim 213-296		2	4359504

1962	2117-67, 2947	trim 214-297	2	4361479
1962	2117-67, 2947	trim 215-298	2	4361480
1962	2117-67, 2947	trim 216-281-284-285	2	4358454
1962	2119-27	trim 201	Front	2 4370910
1962	2119-27	trim 204	Front	2 4370911
1962	2119-27-35	trim 205-218	Front	2 4370912
1962	2119-35, 2339-47	trim 208-243	Front	2 4353400
1962	2119-35, 2339, 2639-69	trim 206-241-246-251- less tray	Rear 4353430 RH	4353431 LH
1962	2119-35, 2339, 2639-69	trim 207-242-247-252-less tray	Rear 4353432 RH	4353433 LH
1962	2119-35, 2339	trim 208-243 less tray	Rear 4353434 RH	4353435 LH
1962	2119-35, 2339, 2639-69	trim 209-244-249-254- less tray	Rear 4353436 RH	4353437 LH
1962	2119-35, 2339, 2639-69	trim 210-218-245-255- less tray	Rear 4353438 RH	4353439 LH
1962	2119	trim 217	Front	2 4370686
1962	2119	trim 217-less tray	Rear 4370690 RH	4370691 LH
1962	2135	trim 217	Front	2 4370913
1962	23, 27, 2839-47	trim 221-226-231-236-256-261-280	Front	2 4353394
1962	23, 28 All	trim 222-227-232-237-257-262-267-277	Front	2 4353395
1962	23 All exc. 2367, 28 All	trim 223-228-233-258-263	Front	2 4353396
1962	23, 27, 28	trim 224-229-234-239-259-264-268-278-283	Front	2 4353397
1962	2335-39-45-47-67, 2735, 28 All	trim 220-235-240-260-265-269-279-283	Front	2 4330673
1962	2335-39-45-69, 2735, 2839	trim 221-226-231-256-261-280- less tray	Rear 4353422 RH	4353423 LH
1962	2335-39-45-69, 2839	trim 222-227-232-257-262- less tray	Rear 4353424 RH	4353425 LH
1962	2335-39-45-69, 2839	trim 223-228-233-258-263- less tray	Rear 4353426 RH	4353427 LH
1962	2335-39-45-69, 2735, 2839	trim 224-229-234-259-264-282- less tray	Rear 4353428RH	4353429 LH
1962	2335-39-45, 2735, 2839	trim 230-235-260-265-283- less tray	Rear 4330706 RH	4330707 LH
1962	2947	trim 281	2	4358454
1961-62	21 All	NUT, arm rest base to panel	Front and rear AR	4819356
1961-62	2117-27-67	door arm rest anchor (nylon)	4	4833166
1961-62	2311	rear qtr. arm rest	4	4819356
1961-62	All exc. 21	front door arm rest	4	4836939
1961-62	2335-39-45-69, 2639-69, 2839	rear door arm rest	4	4819356
1962	2335-39-45-69, 2639-69, 2735, 2839	frt. door arm rest to inner panel-(nylon)	4	4833166
1961-62	All exc. 21 (8.977)	SCREW, arm rest to panel (No. 14-10x1-3/4")	4	161742
1961-62	21 All	front door arm rest to inner panel	4	4833479
1961-62	2119-35, 2335-39-45-69, 2639-69, 2735, 2839	rear arm rest to panel	Front	2 9415569
1962	2117	rear qtr. arm rest to inner panel	8	4833479
1962	2335-39-45-69, 2639-69, 2735, 2839	frt. door arm rest to inner panel-w/nylon nut	4	4833479

14.688 REFLECTOR, FRONT DOOR TRIM PAD

1962	2947		2	4801342
------	------	--	---	---------

14.691 MOLDING, DOOR TRIM FINISH

1961-62	2117-27-67		Upper	2 4831706
1961-62	2119-35		Front	2 4804142
1961	2339, 2539, 2639-69		Front	2 4780885
1961	2537		Front	2 4808842
1961	2735, 2839		Front	2 4808844
1961-62	2837-47-67, 2947		Front	2 4808843
1962	2117-67	w/bucket seats	Lower	2 4854543
1962	2339, 2639-69		Front	2 4838783
1962	2347		Front	2 4843079
1962	2735, 2839		Front	2 4837259
1962	2947		Front upper	2 4860354

1962	2117-67	EMBLEM, door trim inner panel	2	4856343
1962	2947	door trim pad-Grand Prix w/bucket seats	2	4864318
1962	2947 Custom	NUT, door trim pad emblem w/bucket seats	6	4856075
1962	2117-67 (8.921)	door emblem to panel	AR	3752642
1961-62	All	RETAINER, binding strip to inner panel	AR	6280765
1961-62	2117-27-67	qtr. mldg. to inner panel	6	6280765

14.730 TRIM, BODY CENTER PILLAR

1961	2335-45-69, 2669	trim 201-218-229	4343636 RH	4343637 LH
1961	2335-45-69, 2669	trim 201-218-229 Lower	4331000 RH	4331001 LH
1961	2335-45-69, 2669	trim 202-219-230-239	4343638 RH	4343639 LH
1961	2335-45-69, 2669	trim 202-219-230-239 Lower	4331002 RH	4331003 LH
1961	2335-45-69, 2669, 2735	trim 203-220-231-240-291	4343640 RH	4343641 LH
1961	2335-45-69, 2669, 2735	trim 203-220-231-240-291 Lower	4331004 RH	4331005 LH
1961	2335-45-69, 2669, 2735	trim 204-221-241-292	4331478 RH	4331479 LH
1961	2335-45-69, 2669, 2735	trim 204-221-241-292 Lower	4331006 RH	4331007 LH
1961	2335-45, 2669, 2735	trim 222-242-293	4343642 RH	4343643 LH
1961	2335-45, 2669, 2735	trim 222-242-293 Lower	4331008 RH	4331009 LH
1962	2335-45-69, 2669	trim 221-231-246-251 Lower	4353604 RH	4353605 LH
1962	2335-45-69, 2669	trim 222-232-247-252 Lower	4353606 RH	4353607 LH
1962	2335-45-69	trim 223-233 Lower	4353608 RH	4353609 LH
1962	2335-45-69, 2669	trim 224-234-249-254 Lower	4353610 RH	4353611 LH
1962	2335-45, 2669	trim 235-255 Lower	4351008 RH	4331009 LH
1962	2735	trim 280 Lower	4353612 RH	4353613 LH
1962	2735	trim 282 Lower	4353616 RH	4353617 LH
1962	2735	trim 283 Lower	4353618 RH	4353619 LF
1961	2339, 2539, 2639, 2839	CAP, center pillar finishing	4817122 RH	4817123 LH
1962	2339, 2639, 2839		4857142 RH	4857143 LF
1961-62	2339, 2539, 2639, 2839	COVER, center pillar	4823130 RH	4813131 LF
1961	2335-45-69, 2669, 2735	FASTENER, center pillar foundation	AR	4649733
1962	2335-45-69, 2669, 2735	center pillar foundation	AR	4870324
1962	2347, 2847, 2947	rear qtr. upper foundation to roof rail	AR	4870324
1961	2335-45-69, 2669	MOLDING, center pillar above belt-grey	4813078 RH	4813079 LF
1961	2335-45-69, 2669	blue	4830433 RH	4830434 LF
1961	2335-45-69, 2669, 2735	green	4830435 RH	4830436 LF
1961-62	2335-45, 2669, 2735	garnet	4830440 RH	4830441 LF
1961	2335-45-69, 2669, 2735	fawn	4830437 RH	4830438 LF
1962	2335-45-69, 2669, 2735	blue	4861900 RH	4861901 LF
1962	2335-45-69	green	4861902 RH	4861903 LF
1962	2335-45-69, 2669	aqua	4861904 RH	4861905 LF
1962	2335-45-69, 2669, 2735	fawn	4861906 RH	4861907 LF
1962	2369	grey	4861908 RH	4861909 LF

14.731 CAP, BODY LOCK PILLAR TRIM

1962	2167	black	4861798 RH	4861799 LH
1962	2167	garnet	4854914 RH	4854915 LF
1962	2167	blue	4854920 RH	4854921 LH
1962	2167	med. fawn	4854926 RH	4854927 LH
1962	2167	red	4854930 RH	4854931 LH
1962	2167	lt. fawn	4869393 RH	4869395 L
1962	2947	saddle	4866670 RH	4866671 LH

14.735 WEATHERCORD ASSEMBLY, BODY LOCK PILLAR

NOTE: See Group 15.520 for door, center pillar and pinchweld windlace.				
1961	2337-67, 2537	trim 206-212-224	4331440 RH	4331441 L
1961	2337-67, 2537	trim 207-213-225	4331442 RH	4331443 L
1961	2337-67	trim 208-214-226	4331444 RH	4331445 L

1961	2337-67, 2537	trim 209-215-227	4331446 RH	4331447 LH
1961	2337-67, 2537	trim 210-216-228	4331448 RH	4331449 LH
1961	2837	trim 243	4331450 RH	4331451 LH
1961	2837	trim 244-249	4331452 RH	4331453 LH
1961	2837-67	trim 245-250-254-284	4331454 RH	4331455 LH
1961	2837-67	trim 246-251-255-285	4331456 RH	4331457 LH
1961	2837-67	trim 247-252-256-285	4331458 RH	4331459 LH
1961	2867	trim 253-283	4331460 RH	4331461 LH
1962	2167	trim 207-272	4844022	
1962	2347-67	trim 226-236-241	4354078 RH	4354079 LH
1962	2347-67	trim 227-237-242	4354080 RH	4354081 LH
1962	2347	trim 228-243	4354082 RH	4354083 LH
1962	2347-67	trim 229-239-244	4354084 RH	4354085 LH
1962	2347-67	trim 230-240-245	4331448 RH	4331449 LH
1962	2847	trim 256-261	4354086 RH	4354087 LH
1962	2847-67	trim 257-262-267-277	4354088 RH	4354089 LH
1962	2847	trim 258-263	4354090 RH	4354091 LH
1962	2847-67	trim 259-264-268-278	4354092 RH	4354093 LH
1962	2847-67	trim 260-265-269-279	4354094 RH	4354095 LH
1962	2867	trim 266-276	4357616 RH	4357617 LH
1962	2947	trim 281-284-285	4358456 RH	4358457 LH
1962	2947	trim 289	4352380 RH	4352381 LH
1962	2947	trim 296	4358966 RH	4358967 LH
1962	2947	trim 297	4358974 RH	4358975 LH
1962	2947	trim 298	4358968 RH	4358969 LH

14.760 TRIM PAD ASSEMBLY, REAR DOOR

1961	2119	trim 262	4344666 RH	4344667 LH
1961	2119	trim 263	4344668 RH	4344669 LH
1961	2119	trim 264	4344670 RH	4344671 LH
1961	2119	trim 265	4344672 RH	4344673 LH
1961	2119	trim 271	4344678 RH	4344679 LH
1961	2119-35	trim 272	4344680 RH	4344681 LH
1961	2119-35	trim 273	4344682 RH	4344683 LH
1961	2119-35	trim 274	4344684 RH	4344685 LH
1961	2119-35	trim 275	4344686 RH	4344687 LH
1961	2119-35	trim 298	4344674 RH	4344675 LH
1961	2335-45-69	trim 201-218	4331318 RH	4331319 LH
1961	2335-45-69	trim 202-219	4331320 RH	4331321 LH
1961	2335-45-69	trim 203-220	4331322 RH	4331323 LH
1961	2335-45-69	trim 204-221	4331324 RH	4331325 LH
1961	2335-45	trim 222	4331326 RH	4331327 LH
1961	2339	trim 206	4331332 RH	4331333 LH
1961	2339	trim 207	4331334 RH	4331335 LH
1961	2339	trim 208	4331336 RH	4331337 LH
1961	2339	trim 209	4331338 RH	4331339 LH
1961	2339	trim 210	4331340 RH	4331341 LH
1961	2539	trim 224	4331346 RH	4331347 LH
1961	2539	trim 225	4331348 RH	4331349 LH
1961	2539	trim 226	4331350 RH	4331351 LH
1961	2539	trim 227	4331352 RH	4331353 LH
1961	2539	trim 228	4331354 RH	4331355 LH
1961	2639	trim 229	4331358 RH	4331359 LH
1961	2639	trim 230-239	4331360 RH	4331361 LH
1961	2639	trim 231-240	4331362 RH	4331363 LH
1961	2639	trim 241	4331364 RH	4331365 LH
1961	2639	trim 242	4331366 RH	4331367 LH
1961	2669	trim 229	4331370 RH	4331371 LH
1961	2669	trim 230-239	4331372 RH	4331373 LH
1961	2669	trim 231-240	4331374 RH	4331375 LH
1961	2669	trim 241	4331376 RH	4331377 LH
1961	2669	trim 242	4331378 RH	4331379 LH
1961	2735	trim 291	4331382 RH	4331383 LH

1961	2735	trim 292	4331384 RH	4331385 L
1961	2735	trim 293	4331386 RH	4331387 L
1961	2839	trim 243	4331392 RH	4331393 L
1961	2839	trim 244-249	4331394 RH	4331395 L
1961	2839	trim 245-250	4331396 RH	4331397 L
1961	2839	trim 246-251	4331398 RH	4331399 L
1961	2839	trim 247-252	4331400 RH	4331401 L
1962	2119	trim 201	4361668 RH	4361669 L
1962	2119	trim 204	4361672 RH	4361673 L
1962	2119-35	trim 205-218	4361674 RH	4361675 L
1962	2119-35	trim 206	4361680 RH	4361681 L
1962	2119-35	trim 207	4361682 RH	4361683 L
1962	2119-35	trim 208	4361684 RH	4361685 L
1962	2119-35	trim 209	4361686 RH	4361687 L
1962	2119-35	trim 210	4361688 RH	4361689 L
1962	2119-35	trim 217	4361676 RH	4361677 L
1962	2335-45-69	trim 221-231	4353796 RH	4353797 L
1962	2335-45-69	trim 222-232	4353798 RH	4353799 L
1962	2335-45-69	trim 223-233	4353800 RH	4353801 L
1962	2335-45-69	trim 224-234	4353802 RH	4353803 L
1962	2335-45	trim 235	4353804 RH	4353805 L
1962	2339	trim 226	4353810 RH	4353811 L
1962	2339	trim 227	4353812 RH	4353813 L
1962	2339	trim 228	4353814 RH	4353815 L
1962	2339	trim 229	4353816 RH	4353817 L
1962	2339	trim 230	4353818 RH	4353819 L
1962	2339, 2639	trim 241-246-251	4353824 RH	4353825 L
1962	2339, 2639	trim 242-247-252	4353826 RH	4353827 L
1962	2339	trim 243	4353828 RH	4353829 L
1962	2339, 2639	trim 244-249-254	4353830 RH	4353831 L
1962	2339, 2639	trim 245-255 (▲)	4353832 RH	4353833 L
1962	2639	trim 255-w/light maroon inlays	4372208 RH	4372209 L
1962	2669	trim 246-251	4353846 RH	4353847 L
1962	2669	trim 247-252	4353848 RH	4353849 L
1962	2669	trim 249-254	4353850 RH	4353851 L
1962	2669	trim 255 (▲)	4353852 RH	4353853 L
1962	2669	trim 255-w/light maroon inlays	4372210 RH	4372211 L
1962	2735	trim 280	4353856 RH	4353857 L
1962	2735	trim 282	4353858 RH	4353859 L
1962	2735	trim 283	4353860 RH	4353861 L
1962	2839	trim 256-261	4353866 RH	4353867 L
1962	2839	trim 257-262	4353868 RH	4353869 L
1962	2839	trim 258-263	4353870 RH	4353871 L
1962	2839	trim 259-264	4353872 RH	4353873 L
1962	2839	trim 260-265	4353874 RH	4353875 L
1961	2135	TRIM PAD, back door-trim 272		1 4328066
1961	2135	trim 273		1 4328065
1961	2135	trim 274		1 4328062
1961	2135	trim 275		1 4328063
1961	2135	trim 298		1 4344039
1962	2135	trim 206		1 4361599
1962	2135	trim 207		1 4361600
1962	2135	trim 208		1 4361601
1962	2135	trim 209		1 4361602
1962	2135	trim 210-218		1 4361603
1962	2135	trim 217		1 4361604
1961-62	2335-45, 2735	PLATE, rear door belt trim support	4834854 RH	4834855 L
1962	2335-45, 2735	rear door belt trim support finish	4865908 RH	4865909 L

▲NOTE: 1st type Ivory colored inlays

14.764 MOLDING, REAR DOOR TRIM PAD

1961-62	2119-35		2	4804143
1961	2539, 2639-69		2	4808845
1961	2735, 2839		2	4808846

1962	2339, 2639	2	4837622
1962	2669	2	4838784
1962	2735, 2839	2	4837258

14.790. WEATHERCORD ASSY., REAR DOOR OPENING

1961	2119	trim 262-272 (▲▲).	Rear door	2	4838653	
1961	2119	trim 262-272 (▲).	Over rear door	2	4818293	
1961	2119	trim 262-272 (▲).	Lock pillar	2	4818305	
1961	2119	trim 263-273 (▲▲).	Rear door	2	4838652	
1961	2119	trim 263-273 (▲).	Over rear door	2	4818292	
1961	2119	trim 263-273 (▲).	Lock pillar	2	4818304	
1961	2119	trim 264-274 (▲▲).	Rear door	2	4838654	
1961	2119	trim 264-274 (▲).	Over rear door	2	4818295	
1961	2119	trim 264-274 (▲).	Lock pillar	2	4818307	
1961	2119	trim 265-275 (▲▲).	Rear door	2	4838655	
1961	2119	trim 265-275 (▲).	Over rear door	2	4818291	
1961	2119	trim 265-275 (▲).	Lock pillar	2	4818303	
1961	2119	trim 271 (▲▲).	Rear door	2	4838733	
1961	2119	trim 271 (▲).	Over rear door	2	4829250	
1961	2119	trim 271 (▲).	Lock pillar	2	4829251	
1961	2135	trim 272-roof rail (▲).	Over rear door	2	4818317	
1961	2135	trim 272 (▲▲).	Over rear door	2	4838668	
1961	2135	trim 272 (▲).	Lock pillar	2	4818331	
1961	2135	trim 273-roof rail (▲).	Over rear door	2	4818316	
1961	2135	trim 273 (▲▲).	Over rear door	2	4838667	
1961	2135	trim 273 (▲).	Lock pillar	2	4818330	
1961	2135	trim 274-roof rail (▲).	Over rear door	2	4818319	
1961	2135	trim 274 (▲▲).	Over rear door	2	4838664	
1961	2135	trim 274 (▲).	Lock pillar	2	4818333	
1961	2135	trim 275-roof rail (▲).	Over rear door	2	4818312	
1961	2135	trim 275 (▲▲).	Over rear door	2	4838665	
1961	2135	trim 275 (▲).	Lock pillar	2	4818326	
1961	2135	trim 298-roof rail (▲).	Over rear door	2	4829252	
1961	2135	trim 298 (▲▲).	Over rear door	2	4838740	
1961	2135	trim 298 (▲).	Lock pillar	2	4829253	
1961	2335-45	trim 218.	Rear door	4343644 RH	4343645 LH	
1961	2335-45-69, 2669	(14.665)	trim 219-230-239	Rear door	4343646 RH	4343647 LH
1961	2335-45-69, 2669, 2735	(14-655)	trim 220-231-240-291	Rear door	4343648 RH	4343649 LH
1961	2335-45, 2735		trim 221-292	Rear door	4331528 RH	4331529 LH
1961	2335-45, 2735		trim 222-293	Rear door	4343650 RH	4343651 LH
1961	2339, 2539, 2639, 2839		trim 206-224-229-243		2	4331462
1961	2339, 2539, 2639, 2839		trim 207-225-230-239-244-249		2	4331464
1961	2339, 2539, 2639, 2839		trim 208-226-231-240-245-250		2	4331466
1961	2339, 2539, 2639, 2839		trim 209-227-241-246-251		2	4331468
1961	2339, 2539, 2639, 2839		trim 210-228-242-247-252		2	4331470
1961	2369, 2669		trim 204-241	4331538 RH		4331539 LH
1961	2669		trim 242	4343658 RH		4343659 LH
1962	2335-45, 2735		trim 231-280	Rear door	4352428 RH	4352429 LH
1962	2335-45		trim 232	Rear door	4352430 RH	4352431 LH
1962	2335-45		trim 233	Rear door	4352426 RH	4352427 LH
1962	2335-45, 2735		trim 234-282	Rear door	4352432 RH	4352433 LH
1962	2335-45, 2735		trim 235-283	Rear door	4354112 RH	4354113 LH
1962	2339, 2639, 2839		trim 226-241-246-251-256-261	Rear lock pillar	2	4354096
1962	2339, 2639, 2839		trim 227-242-247-252-257-262	Rear lock pillar	2	4354097
1962	2339, 2839		trim 228-243-258-263	Rear lock pillar	2	4354098
1962	2339, 2639, 2839		trim 229-244-249-254-259-264	Rear lock pillar	2	4354099
1962	2339, 2639, 2839		trim 230-245-255-260-265	Rear door	2	4331470
1962	2369, 2669		trim 221-246-251	Rear door	4352438 RH	4352439 LH
1962	2369, 2669		trim 222-247-252	Rear door	4352440 RH	4352441 LH
1962	2369		trim 223	Rear door	4352436 RH	4352437 LH
1962	2369, 2669		trim 224-249-254	Rear door	4352442 RH	4352443 LH
1962	2669		trim 255	Rear door	4354114 RH	4354115 LH

14.790 WEATHERCORD, QUARTER WINDOW

1962	2117-27	trim 205-210	Qtr. window	2	4838663
1961	2117-27	trim 262-277	Qtr. window	2	4838661
1961	2117-27	trim 263-278	Qtr. window	2	4838738
1961	2117-27	trim 264-279	Qtr. window	2	4838662
1961	2117-27	trim 265-280	Qtr. window	2	4838663
1961	2117-27	trim 276	Qtr. window	2	4838739
1961	2135	trim 272 (▲)	Qtr. window	2	4818345
1961	2135	trim 272 (▲▲)	Qtr. window	2	4838673
1961	2135	trim 273 (▲)	Qtr. window	2	4818344
1961	2135	trim 273 (▲▲)	Qtr. window	2	4838672
1961	2135	trim 274 (▲)	Qtr. window	2	4818347
1961	2135	trim 274 (▲▲)	Qtr. window	2	4838669
1961	2135	trim 275 (▲)	Qtr. window	2	4818340
1961	2135	trim 275 (▲▲)	Qtr. window	2	4838670
1961	2135	trim 298 (▲)	Qtr. window	2	4829254
1961	2135	trim 298 (▲▲)	Qtr. window	2	4838743
1962	2117	trim 212	Qtr. window	2	4861481

▲NOTE: 1st type extruded smooth vinyl.

▲▲NOTE: 2nd type woven cotton and vinyl.

14.799 SPRING AND TRIM ASSY., FRONT SEAT BACK

THE FOLLOWING PART NUMBERS REQUIRE SPECIAL FABRICATION AND IF ORDERED IN ERROR ARE NOT RETURNABLE - CHECK YOUR ORDERS AND SPECIFY BODY STYLE AND TRIM NUMBERS.

1961	2117	trim 276-driver's seat back-w/bucket seats	1	4352615
1961	2117	trim 276-passenger seat back-w/bucket seats	1	4352609
1961	2117	trim 277-driver's seat back-w/bucket seats	1	4352616
1961	2117	trim 277-passenger seat back-w/bucket seats	1	4352610
1961	2117	trim 278-driver's seat back-w/bucket seats	1	4352617
1961	2117	trim 278-passenger seat back-w/bucket seats	1	4352611
1961	2117	trim 279-driver's seat back-w/bucket seats	1	4352618
1961	2117	trim 279-passenger seat back-w/bucket seats	1	4352612
1961	2117	trim 280-driver's seat back-w/bucket seats	1	4352619
1961	2117	trim 280-passenger seat back-w/bucket seats	1	4352613
1961	2119	trim 262	1	4329880
1961	2119	trim 263	1	4329881
1961	2119	trim 264	1	4329882
1961	2119	trim 265	1	4329883
1961	2119	trim 271	1	4344795
1961	2119-35	trim 272	1	4344796
1961	2119-35	trim 273	1	4344797
1961	2119-35	trim 274	1	4344798
1961	2119-35	trim 275	1	4344799
1961	2119	trim 298	1	4341568
1961	2127	trim 262	4348044 RH	4348045 LH
1961	2127	trim 263	4348046 RH	4348047 LH
1961	2127	trim 264	4348048 RH	4348049 LH
1961	2127	trim 265	4348050 RH	4348051 LH
1961	2135	trim 298	1	4344801
1961	2311	trim 201	4334088 RH	4334089 LH
1961	2311	trim 202	4334090 RH	4334091 LH
1961	2311	trim 203	4334092 RH	4334093 LH
1961	2311	trim 204	4334094 RH	4334095 LH
1961	2335-45	trim 218 (▲)	1	4334107
1961	2335-45	trim 218 (▲▲)	1	4351962
1961	2335-45	trim 219 (▲)	1	4334108
1961	2335-45	trim 219 (▲▲)	1	4351963
1961	2335-45	trim 220 (▲)	1	4334109
1961	2335-45	trim 220 (▲▲)	1	4351964
1961	2335-45	trim 221 (▲)	1	4334110
1961	2335-45	trim 221 (▲▲)	1	4351965
1961	2335-45	trim 222 (▲)	1	4334111

1961	2335-45	trim 222 (▲▲)	1	4351966
1961	2337	trim 206	4334096 RH	4334097 LH
1961	2337	trim 207	4334098 RH	4334099 LH
1961	2337	trim 208	4334100 RH	4334101 LH
1961	2337	trim 209	4334102 RH	4334103 LH
1961	2337	trim 210	4334104 RH	4334105 LH
1961	2339	trim 206	1	4334115
1961	2339	trim 207	1	4334116
1961	2339	trim 208	1	4334117
1961	2339	trim 209	1	4334118
1961	2339	trim 210	1	4334119
1961	2367	trim 212 (▲)	4334126 RH	4334127 LH
1961	2367	trim 212 (▲▲)	4351968 RH	4351969 LH
1961	2367	trim 213 (▲)	4334128 RH	4334129 LH
1961	2367	trim 213 (▲▲)	4351970 RH	4351971 LH
1961	2367	trim 214 (▲)	4334130 RH	4334131 LH
1961	2367	trim 214 (▲▲)	4351972 RH	4351973 LH
1961	2367	trim 215 (▲)	4334132 RH	4334133 LH
1961	2367	trim 215 (▲▲)	4351974 RH	4351975 LH
1961	2367	trim 216 (▲)	4334134 RH	4334135 LH
1961	2367	trim 216 (▲▲)	4351976 RH	4351977 LH
1961	2369	trim 201	1	4334120
1961	2369	trim 202	1	4334121
1961	2369	trim 203	1	4334122
1961	2369	trim 204	1	4334123
1961	2537	trim 224	4334138 RH	4334139 LH
1961	2537	trim 225	4334140 RH	4334141 LH
1961	2537	trim 226	4334142 RH	4334143 LH
1961	2537	trim 227	4334144 RH	4334145 LH
1961	2537	trim 228	4334146 RH	4334147 LH
1961	2539	trim 224	1	4334149
1961	2539	trim 225	1	4334150
1961	2539	trim 226	1	4334151
1961	2539	trim 227	1	4334152
1961	2539	trim 228	1	4334153
1961	2639-69	trim 229	1	4334155
1961	2639-69	trim 230	1	4334156
1961	2639-69	trim 231	1	4334157
1961	2639-69	trim 239	1	4334159
1961	2639-69	trim 240	1	4334160
1961	2639-69	trim 241	1	4334161
1961	2639-69	trim 242	1	4334162
1961	2735	trim 291	1	4334164
1961	2735	trim 292	1	4334165
1961	2735	trim 293	1	4334166
1961	2837	trim 243	4334170 RH	4334171 LH
1961	2837	trim 244	4334172 RH	4334173 LH
1961	2837	trim 245	4334174 RH	4334175 LH
1961	2837	trim 246	4334176 RH	4334177 LH
1961	2837	trim 247	4334178 RH	4334179 LH
1961	2837	trim 249	4334182 RH	4334183 LH
1961	2837	trim 250	4334184 RH	4334185 LH
1961	2837	trim 251	4334186 RH	4334187 LH
1961	2837	trim 252	4334188 RH	4334189 LH
1961	2839	trim 243	1	4334191
1961	2839	trim 244	1	4334192
1961	2839	trim 245	1	4334193
1961	2839	trim 246	1	4334194
1961	2839	trim 247	1	4334195
1961	2839	trim 249	1	4334197
1961	2839	trim 250	1	4334198
1961	2839	trim 251	1	4334199

1961	2839	trim 252	4334200	1	4334200
1961	2867	trim 253	4334204 RH		4334205 LH
1961	2867	trim 254	4334206 RH		4334207 LH
1961	2867	trim 255	4334208 RH		4334209 LH
1961	2867	trim 256	4334210 RH		4334211 LH
1961	2867	trim 283-w/bucket seats		2	4334220
1961	2867	trim 284-w/bucket seats		2	4334221
1961	2867	trim 285-w/bucket seats		2	4334222
1961	2867	trim 286-w/bucket seats		2	4334223
1962	2117-67	trim 206	4367500 RH		4367501 LH
1962	2117	trim 207	4367502 RH		4367503 LH
1962	2117	trim 208	4367504 RH		4367505 LH
1962	2117-67	trim 209	4367506 RH		4367507 LH
1962	2117-67	trim 210	4367508 RH		4367509 LH
1962	2117-67	trim 211-driver's seat back-w/bucket seats		1	4367375
1962	2117-67	trim 211-passenger's seat back-w/bucket seats		1	4367369
1962	2117-67	trim 213-driver's seat back-w/bucket seats		1	4367377
1962	2117-67	trim 213-passenger's seat back-w/bucket seats		1	4367371
1962	2117-67	trim 214-driver's seat back-w/bucket seats		1	4367378
1962	2117-67	trim 214-passenger's seat back-w/bucket seats		1	4367372
1962	2117-67	trim 215-driver's seat back-w/bucket seats		1	4367379
1962	2117-67	trim 215-passenger's seat back-w/bucket seats		1	4367373
1962	2117-67	trim 216-driver's seat back-w/bucket seats		1	4372082
1962	2117-67	trim 216-passenger seat back-w/bucket seats		1	4372081
1962	2119	trim 201		1	4367511
1962	2119	trim 204		1	4367512
1962	2119	trim 205		1	4367513
1962	2119-35	trim 206		1	4367515
1962	2119-35	trim 207		1	4367516
1962	2119-35	trim 208		1	4367517
1962	2119-35	trim 209		1	4367518
1962	2119-35	trim 210		1	4367519
1962	2127	trim 201	4367524 RH		4367525 LF
1962	2127	trim 204	4367526 RH		4367527 LF
1962	2127	trim 205	4367528 RH		4367529 LF
1962	2135	trim 217		1	4367531
1962	2135	trim 218		1	4367532
1962	2311	trim 221	4355098 RH		4355099 LF
1962	2311	trim 222	4355100 RH		4355101 LF
1962	2311	trim 223	4355102 RH		4355103 LF
1962	2311	trim 224	4355104 RH		4355105 LF
1962	2335-45	trim 231		1	4355107
1962	2335-45	trim 232		1	4355108
1962	2335-45	trim 233		1	4355109
1962	2335-45	trim 234		1	4355110
1962	2335-45	trim 235		1	4355111
1962	2339	trim 226		1	4355113
1962	2339	trim 227		1	4355114
1962	2339	trim 228		1	4355115
1962	2339	trim 229		1	4355116
1962	2339	trim 230		1	4355117
1962	2339	trim 241		1	4355141
1962	2339	trim 242		1	4355142
1962	2339	trim 243		1	4355143
1962	2339	trim 244		1	4355144
1962	2339	trim 245-w/light maroon seaming lace		1	4355145
1962	2347	trim 226	4358472 RH		4358473 L
1962	2347	trim 227	4358474 RH		4358475 L
1962	2347	trim 228	4358476 RH		4358477 L
1962	2347	trim 229	4358478 RH		4358479 L
1962	2347	trim 230	4358480 RH		4358481 L
1962	2347	trim 241	4355148 RH		4355149 L
1962	2347	trim 242	4355150 RH		4355151 L
1962	2347	trim 243	4355152 RH		4355153 L

1962	2347	trim 244	4355154 RH	4355155 LH
1962	2347	trim 245-w/light maroon seaming lace	4355156 RH	4355157 LH
1962	2367	trim 236	4355130 RH	4355131 LH
1962	2367	trim 237	4355132 RH	4355133 LH
1962	2367	trim 239	4355136 RH	4355137 LH
1962	2367	trim 240	4355138 RH	4355139 LH
1962	2369	trim 221		1 4355118
1962	2369	trim 222		1 4355119
1962	2369	trim 223		1 4355120
1962	2369	trim 224		1 4355121
1962	2639-69	trim 246		1 4355159
1962	2639-69	trim 247		1 4355160
1962	2639-69	trim 249		1 4355161
1962	2639-69	trim 251		1 4355163
1962	2639-69	trim 252		1 4355164
1962	2639-69	trim 254		1 4355165
1962	2639-69	trim 255 w/ivory inlays		1 4355166
1962	2639-69	trim 255-w/light maroon inlays		1 4368248
1962	2735	trim 280		1 4355168
1962	2735	trim 282		1 4355169
1962	2735	trim 283		1 4355170
1962	2839	trim 256		1 4355178
1962	2839	trim 257		1 4355179
1962	2839	trim 258		1 4355180
1962	2839	trim 259		1 4355181
1962	2839	trim 260		1 4355182
1962	2839	trim 261		1 4355172
1962	2839	trim 262		1 4355173
1962	2839	trim 263		1 4355174
1962	2839	trim 264		1 4355175
1962	2839	trim 265		1 4355176
1962	2847	trim 256	4355186 RH	4355187 LH
1962	2847	trim 257	4355188 RH	4355189 LH
1962	2847	trim 258	4355190 RH	4355191 LH
1962	2847	trim 259	4355192 RH	4355193 LH
1962	2847	trim 260	4355194 RH	4355195 LH
1962	2847	trim 261	4355198 RH	4355199 LH
1962	2847	trim 262	4355200 RH	4355201 LH
1962	2847	trim 263	4355202 RH	4355203 LH
1962	2847	trim 264	4355204 RH	4355205 LH
1962	2847	trim 265	4355206 RH	4355207 LH
1962	2867	trim 266	4355210 RH	4355211 LH
1962	2867	trim 267	4355212 RH	4355213 LH
1962	2867	trim 268	4355214 RH	4355215 LH
1962	2867	trim 269	4355216 RH	4355217 LH
1962	2867	trim 276 drivers seat back-w/bucket seats		1 4355231
1962	2867	trim 276 passengers seat back-w/bucket seats		1 4355236
1962	2867	trim 277 driver's seat back-w/bucket seats		1 4355232
1962	2867	trim 277 passenger seat back-w/bucket seats		1 4355237
1962	2867	trim 278 drivers seat back-w/bucket seats		1 4355233
1962	2867	trim 278 passenger seat back-w/bucket seats		1 4355238
1962	2867	trim 279 drivers seat back-w/bucket seats		1 4355234
1962	2867	trim 279 passengers seat back-w/bucket seats		1 4355239
1962	2947	trim 281-284-285 drivers seat back-w/bucket seats		1 4371456
1962	2947	trim 281-284-285 passenger seat back-w/bucket seats		1 4371457
1962	2947	trim 289 drivers seat back-w/bucket seats		1 4371365
1962	2947	trim 289 passenger seat back-w/bucket seats		1 4371370
1962	2947	trim 296 drivers seat back-w/bucket seats		1 4371366
1962	2947	trim 296 passenger seat back-w/bucket seats		1 4371371
1962	2947	trim 297 drivers seat back-w/bucket seats		1 4371367
1962	2947	trim 297 passenger seat back-w/bucket seats		1 4371372
1962	2947	trim 298 drivers seat back-w/bucket seats		1 4371368
1962	2947	trim 298 passenger seat back-w/bucket seats		1 4371373

▲NOTE: 1st type w/medium facing colors and dash cushion and back cover upper and outer colors.
▲▲NOTE: 2nd type w/dark facing colors and medium cushion and back cover upper and outer colors.

14.800 TRIM ASSY., FRONT SEAT BACK AND BACK OF BACK

1961	2117	trim 276-w/bucket seats	2	4352515
1961	2117	trim 277-w/bucket seats	2	4352516
1961	2117	trim 278-w/bucket seats	2	4352517
1961	2117	trim 279-w/bucket seats	2	4352518
1961	2117	trim 280-w/bucket seats	2	4352519
1961	2119	trim 262	1	4344704
1961	2119	trim 263	1	4344705
1961	2119	trim 264	1	4344706
1961	2119	trim 265	1	4344707
1961	2119	trim 271	1	4344709
1961	2119-35	trim 272	1	4344710
1961	2119-35	trim 273	1	4344711
1961	2119-35	trim 274	1	4347310
1961	2119-35	trim 275	1	4347311
1961	2119-35	trim 298	1	4344717
1961	2127	trim 262	4346064 RH	4346065 LH
1961	2127	trim 263	4346066 RH	4346067 LH
1961	2127	trim 264	4346068 RH	4346069 LH
1961	2127	trim 265	4346070 RH	4346071 LH
1961	2311	trim 201	4331640 RH	4331641 LH
1961	2311	trim 202	4331642 RH	4331643 LH
1961	2311	trim 203	4331644 RH	4331645 LH
1961	2311	trim 204	4331646 RH	4331647 LH
1961	2335-45	trim 218 (▲)	1	4343539
1961	2335-45	trim 218 (▲▲)	1	4351610
1961	2335-45	trim 219 (▲)	1	4331672
1961	2335-45	trim 219 (▲▲)	1	4351611
1961	2335-45	trim 220 (▲)	1	4331673
1961	2335-45	trim 220 (▲▲)	1	4351612
1961	2335-45	trim 221 (▲)	1	4331674
1961	2335-45	trim 221 (▲▲)	1	4351613
1961	2335-45	trim 222 (▲)	1	4331675
1961	2335-45	trim 222 (▲▲)	1	4351614
1961	2337	trim 206	4331648 RH	4331649 LH
1961	2337	trim 207	4331650 RH	4331651 LH
1961	2337	trim 208	4331652 RH	4331653 LH
1961	2337	trim 209	4331654 RH	4331655 LH
1961	2337	trim 210	4331656 RH	4331657 LH
1961	2339	trim 206	1	4331658
1961	2339	trim 207	1	4331659
1961	2339	trim 208	1	4331660
1961	2339	trim 209	1	4331661
1961	2339	trim 210	1	4331662
1961	2367	trim 212 (▲)	4331678 RH	4331679 LH
1961	2367	trim 212 (▲▲)	4351630 RH	4351631 LH
1961	2367	trim 213 (▲)	4331680 RH	4331681 LF
1961	2367	trim 213 (▲▲)	4351632 RH	4351633 LF
1961	2367	trim 214 (▲)	4331682 RH	4331683 LF
1961	2367	trim 214 (▲▲)	4351634 RH	4351635 LF
1961	2367	trim 215 (▲)	4331684 RH	4331685 LF
1961	2367	trim 215 (▲▲)	4351636 RH	4351637 LF
1961	2367	trim 216 (▲)	4331686 RH	4331687 LF
1961	2367	trim 216 (▲▲)	4351638 RH	4351639 LF
1961	2369	trim 201	1	4331663
1961	2369	trim 202	1	4331664
1961	2369	trim 203	1	4331665
1961	2369	trim 204	1	4331666
1961	2537	trim 224	4331690 RH	4331691 LF
1961	2537	trim 225	4331692 RH	4331693 LF
1961	2537	trim 226	4331694 RH	4331695 LF
1961	2537	trim 227	4331696 RH	4331697 LF
1961	2537	trim 228	4331698 RH	4331699 LF
1961	2539	trim 224	1	4331703

1961	2539	trim 225		1	4331704
1961	2539	trim 226		1	4331705
1961	2539	trim 227		1	4331706
1961	2539	trim 228		1	4331707
1961	2639-69	trim 229		1	4331711
1961	2639-69	trim 230		1	4331712
1961	2639-69	trim 231		1	4331713
1961	2639-69	trim 239		1	4331716
1961	2639-69	trim 240		1	4331717
1961	2639-69	trim 241		1	4331718
1961	2639-69	trim 242		1	4331719
1961	2735	trim 291		1	4343587
1961	2735	trim 292		1	4343588
1961	2735	trim 293		1	4349007
1961	2837	trim 243	4331722 RH		4331723 LH
1961	2837	trim 244	4331724 RH		4331725 LH
1961	2837	trim 245	4331726 RH		4331727 LH
1961	2837	trim 246	4331728 RH		4331729 LH
1961	2837	trim 247	4331730 RH		4331731 LH
1961	2837	trim 249	4331736 RH		4331737 LH
1961	2837	trim 250	4331738 RH		4331739 LH
1961	2837	trim 251	4331740 RH		4331741 LH
1961	2837	trim 252	4331742 RH		4331743 LH
1961	2839	trim 243		1	4349013
1961	2839	trim 244		1	4331751
1961	2839	trim 245		1	4331752
1961	2839	trim 246		1	4349016
1961	2839	trim 247		1	4349017
1961	2839	trim 249		1	4849008
1961	2839	trim 250		1	4349009
1961	2839	trim 251		1	4349010
1961	2839	trim 252		1	4349011
1961	2867	trim 253	4331758 RH		4331759 LH
1961	2867	trim 254	4331760 RH		4331761 LH
1961	2867	trim 255	4331762 RH		4331763 LH
1961	2867	trim 256	4331764 RH		4331765 LH
1961	2867	trim 283-w/bucket seats		2	4331766
1961	2867	trim 284-w/bucket seats		2	4331767
1961	2867	trim 285-w/bucket seats		2	4331768
1961	2867	trim 286-w/bucket seats		2	4331769
1962	2117-67	trim 206	4359732 RH		4359733 LH
1962	2117	trim 207	4359734 RH		4359735 LH
1962	2117	trim 208	4359736 RH		4359737 LH
1962	2117-67	trim 209	4359738 RH		4359739 LH
1962	2117-67	trim 210	4359740 RH		4359741 LH
1962	2117-67	trim 211		2	4359693
1962	2117-67	trim 213		2	4359695
1962	2117-67	trim 214		2	4359696
1962	2117-67	trim 215		2	4359697
1962	2117-2167	trim 216-w/bucket seats		2	4362793
1962	2119	trim 201		1	4359699
1962	2119	trim 204		1	4359701
1962	2119	trim 205		1	4359702
1962	2119-35	trim 206		1	4359704
1962	2119-35	trim 207		1	4359705
1962	2119-35	trim 208		1	4359706
1962	2119-35	trim 209		1	4359707
1962	2119-35	trim 210		1	4359708
1962	2119-35	trim 217		1	4359472
1962	2127	trim 201	4359712 RH		4359713 LH
1962	2127	trim 204	4359716 RH		4359717 LH
1962	2127	trim 205	4359718 RH		4359719 LH
1962	2135	trim 218		1	4359473
1962	2311	trim 221	4354218 RH		4354219 LH
1962	2311	trim 222	4354220 RH		4354221 LH
1962	2311	trim 223	4354222 RH		4354223 LH
1962	2311	trim 224	4354224 RH		4354225 LH

1962	2335-45	trim 231	1	4354239
1962	2335-45	trim 232	1	4354240
1962	2335-45	trim 233	1	4354241
1962	2335-45	trim 234	1	4354242
1962	2335-45	trim 235	1	4354243
1962	2339	trim 226	1	4354247
1962	2339	trim 227	1	4354248
1962	2339	trim 228	1	4354249
1962	2339	trim 229	1	4354250
1962	2339	trim 230	1	4354251
1962	2339	trim 241	1	4354269
1962	2339	trim 242	1	4354270
1962	2339	trim 243	1	4354271
1962	2339	trim 244	1	4354272
1962	2339	trim 245-w/light maroon seaming lace	1	4354273
1962	2347	trim 226	4354226 RH	4354227 LH
1962	2347	trim 227	4354228 RH	4354229 LH
1962	2347	trim 228	4354230 RH	4354231 LH
1962	2347	trim 229	4354232 RH	4354233 LH
1962	2347	trim 230	4354234 RH	4354235 LH
1962	2347	trim 241	4354278 RH	4354279 LH
1962	2347	trim 242	4354280 RH	4354281 LH
1962	2347	trim 243	4354282 RH	4354283 LH
1962	2347	trim 244	4354284 RH	4354285 LH
1962	2347	trim 245-w/light maroon seaming lace	4354286 RH	4354287 LH
1962	2367	trim 236	4354258 RH	4354259 LH
1962	2367	trim 237	4354260 RH	4354261 LH
1962	2367	trim 239	4354264 RH	4354265 LH
1962	2367	trim 240	4354266 RH	4354267 LH
1962	2369	trim 221	1	4354252
1962	2369	trim 222	1	4354253
1962	2369	trim 223	1	4354254
1962	2369	trim 224	1	4354255
1962	2639-69	trim 246	1	4354291
1962	2639-69	trim 247	1	4354292
1962	2639-69	trim 249	1	4354293
1962	2639-69	trim 251	1	4354297
1962	2639-69	trim 252	1	4354298
1962	2639-69	trim 254	1	4354299
1962	2639-69	trim 255-w/ivory inlays	1	4354300
1962	2639-69	trim 255-w/light maroon inlays	1	4372202
1962	2735, 2839	trim 261-280	1	4354302
1962	2735	trim 282	1	4354303
1962	2735, 2839	trim 265-283	1	4354304
1962	2839	trim 256	1	4354309
1962	2839	trim 257	1	4354310
1962	2839	trim 258	1	4354311
1962	2839	trim 259	1	4354312
1962	2839	trim 260	1	4354313
1962	2839	trim 262	1	4354305
1962	2839	trim 263	1	4354306
1962	2839	trim 264	1	4354307
1962	2847	trim 256	4354316 RH	4354317 LH
1962	2847	trim 257	4354318 RH	4354319 LH
1962	2847	trim 258	4354320 RH	4354321 LH
1962	2847	trim 259	4354322 RH	4354323 LH
1962	2847	trim 260	4354324 RH	4354325 LH
1962	2847	trim 261	4354328 RH	4354329 LH
1962	2847	trim 262	4354330 RH	4354331 LH
1962	2847	trim 263	4354332 RH	4354333 LH
1962	2847	trim 264	4354334 RH	4354335 LH
1962	2847	trim 265	4354336 RH	4354337 LH
1962	2867	trim 266	4354340 RH	4354341 LH
1962	2867	trim 267	4354342 RH	4354343 LH
1962	2867	trim 268	4354344 RH	4354345 LH
1962	2867	trim 269	4354346 RH	4354347 LH

1962	2867	trim 276	2	4364958
1962	2867	trim 277	2	4364959
1962	2867	trim 278	2	4364960
1962	2867	trim 279	2	4364961
1962	2947	trim 281-284-285-w/bucket seats	2	4370282
1962	2947	trim 289-w/bucket seats	2	4370283
1962	2947	trim 296-w/bucket seats	2	4370284
1962	2947	trim 297-w/bucket seats	2	4370285
1962	2947	trim 298-w/bucket seats	2	4370286

▲NOTE: 1st type w/medium facing colors and dark cushion and back cover upper and outer colors.
▲▲NOTE: 2nd type w/dark facing colors and medium cushion and back cover upper and outer colors.

14.818 MOLDING, SEAT

1961-62	2117-67 All	driver's seat back side outer-w/bucket seats	1	6280364
1961-62	2117-67 All	passenger seat back side outer-w/bucket seats	1	6280363
1961-62	2117-67 All	driver's and passenger seat back side-inner	2	4837886
1961	2135	frt. seat trim finish 4806244 RH		4806245 LH
1961	2135	second seat back trim finish	Upper	2 4841819
1961	2335-45, 2735	folding seat back	Upper	1 4816638
1961	2335-45, 2735	folding seat back	Side 4818460 RH	4818461 LH
1961	2335-45, 2735	folding seat back	Lower corner 4816506 RH	4816507 LH
1961-62	2335-45, 2735	fldg. second seat back side, w/split back second seat	Inner rear	2 4827179
1961	2335-45, 2735	second seat back, w/split back second seat	Upper & Inner side 4829092 RH	4829100 LH
1961	2345	folding 3rd seat back	Upper	1 4816149
1961	2345	folding 3rd seat bottom	Front	1 4816525
1961	2345	folding 3rd seat bottom cushion	Rear	1 4816155
1961	2345	folding 3rd seat back	Side 4816621 RH	4816622 LH
1961-62	2735	folding seat back	Upper	1 4814687
1961-62	2735	folding seat back	Side 4814787 RH	4814788 LH
1961-62	2735 (12.976)	folding seat back	Lower	1 4814686
1961-62	2735	fldg. second seat back panel finishing	Inner	2 4832455
1961-62	2735	second seat back panel finishing w/split back 2nd seat	Upper 4832454 RH	4832456 LH
1961-62	2735	second seat back panel finishing w/split back 2nd seat	Lower 4832457 RH	4832459 LH
1961	2867	driver's and passenger seat side panel-w/bucket seats	4736024 RH	4736025 LH
1961	2867	driver's and passenger seat back panel-w/bucket seats	4736026 RH	4736027 LH
1961	2867	driver's and passenger seat back panel-w/bucket seats	Upper	2 4736028
1962	21 All	driver's and passengers seat back side-w/bucket seats	Inner	2 4837886
1962	2135	fldg. 2nd seat back finish	Upper	2 4805684
1962	2335-45, 2735	fldg. 2nd seat back	Upper	1 4856822
1962	2335-45, 2735	2nd seat back-w/split back 2nd seat	Upper and Inner side front	4856842 RH 4856832 LH
1962	2335-45, 2735	fldg. 2nd seat back	Side 4856854 RH	4856855 LH
1962	2345	fldg. 2nd seat back	Lower corner 4856924 RH	4856925 LH
1962	2345	fldg. 3rd seat back	Upper	1 4856939
1962	2345	fldg. 3rd seat back	Side 4856948 RH	4856949 LH
1962	2345	fldg. 3rd seat bottom cushion	Front	1 4856959
1962	2345	fldg. 3rd seat bottom cushion	Rear	1 4856966
1962	2867, 2947	driver's seat back-w/bucket seats	side outer	1 4833834
1962	2867, 2947	passenger seat back-w/bucket seats	side outer	1 4833833
1962	2867, 2947	driver's & pass. seat back-w/bucket seats (▲)	Upper	2 4833831
1962	2867, 2947	driver's & pass. seat back-w/bucket seats (▲)	Inner	2 4833832
1962	2867, 2947	driver's & pass. seat back-w/bucket seats (▲▲)	Side, inner and upper	1 4872907
1962	2867	passenger seat bottom finishing w/bucket seats	Lower outer	1 4832940
1962	2867	driver's seat bottom finishing w/bucket seats	Lower outer	1 4832941
1961	2867 (12.118)	CLIP, seat back and side panel midg.-w/bucket seats	AR	4686779

1961	2135	ESCUTCHEON, second seat back finish mldg.	Center	1	4814713
1961-62	2335-45, 2735	second seat back, w/split back second seat	Inner Upper & Lower Corner	4827244 RH	4827245 LH
1961	2345	folding 3rd seat back	Upper	4816610 RH	4816611 LH
1961	2345	fldg. 3rd seat bottom rear mldg.		2	4816558
1961-62	2735	(12.976) second seat back finish mldg.w/split back second seat	Side Inner	4	4760486
1962	2135	fldg. 2nd seat back finish mldg.	Center	1	4868559
1962	2345	3rd seat bottom cushion	Rear mldg.	2	4856986
1962	2345	fldg. 3 seat back	Upper mldg.	4856974 RH	4856975 LH
▲NOTE: 1st type, with seat back upper & side inner mldgs.					
▲▲NOTE: 2nd type, with one piece upper & side inner mldg.					

14.878 CUSHION ASSY., FRONT SEAT (TRIMMED)

THE FOLLOWING PART NUMBERS REQUIRE SPECIAL FABRICATION AND IF ORDERED IN ERROR ARE NOT RETURNABLE - CHECK YOUR ORDERS AND SPECIFY BODY STYLE AND TRIM NUMBERS.

1961	2117	trim 276-driver's seat-w/bucket seats	1	4352603
1961	2117	trim 276-passenger seat-w/bucket seats	1	4352597
1961	2117	trim 277-driver's seat-w/bucket seats	1	4352604
1961	2117	trim 277-passenger seat-w/bucket seats	1	4352598
1961	2117	trim 278-driver's seat-w/bucket seats	1	4352605
1961	2117	trim 278-passenger seat-w/bucket seats	1	4352599
1961	2117	trim 279-driver's seat-w/bucket seats	1	4352606
1961	2117	trim 279-passenger seat-w/bucket seats	1	4352600
1961	2117	trim 280-driver's seat-w/bucket seats	1	4352607
1961	2117	trim 280-passenger seat-w/bucket seats	1	4352601
1961	2119	trim 262	1	4329801
1961	2119	trim 262-w/rubber pad	1	4329806
1961	2119	trim 263	1	4329802
1961	2119	trim 263-w/rubber pad	1	4329807
1961	2119	trim 264	1	4329803
1961	2119	trim 264-w/rubber pad	1	4329808
1961	2119	trim 265	1	4329804
1961	2119	trim 265-w/rubber pad	1	4329809
1961	2119	trim 271	1	4344779
1961	2119	trim 271-w/rubber pad	1	4344785
1961	2119-35	trim 272	1	4344780
1961	2119-35	trim 272-w/rubber pad	1	4344786
1961	2119-35	trim 273	1	4344781
1961	2119-35	trim 273-w/rubber pad	1	4344787
1961	2119-35	trim 274	1	4344782
1961	2119-35	trim 274-w/rubber pad	1	4344788
1961	2119-35	trim 275	1	4344783
1961	2119-35	trim 275-w/rubber pad	1	4344789
1961	2119	trim 298	1	4341566
1961	2127	trim 262	1	4347991
1961	2127	trim 262-w/rubber pad	1	4347996
1961	2127	trim 263	1	4347992
1961	2127	trim 263-w/rubber pad	1	4347997
1961	2127	trim 264	1	4347993
1961	2127	trim 264-w/rubber pad	1	4347998
1961	2127	trim 265	1	4347994
1961	2127	trim 265-w/rubber pad	1	4347999
1961	2135	trim 298	1	4344791
1961	2135	trim 298-w/rubber pad	1	4344793
1961	2311	trim 201	1	4333681
1961	2311	trim 201-w/rubber pad	1	4333691
1961	2311	trim 202	1	4333682
1961	2311	trim 202-w/rubber pad	1	4333692
1961	2311	trim 203	1	4333683
1961	2311	trim 203-w/rubber pad	1	4333693
1961	2311	trim 204	1	4333684
1961	2311	trim 204-w/rubber pad	1	4333694

1961	2335-45	trim 218 (▲)	1 4333741
1961	2335-45	trim 218-w/rubber pad (▲)	1 4333747
1961	2335-45	trim 218 (▲▲)	1 4351922
1961	2335-45	trim 218-w/rubber pad (▲▲)	1 4351927
1961	2335-45	trim 219 (▲)	1 4333742
1961	2335-45	trim 219-w/rubber pad (▲)	1 4333748
1961	2335-45	trim 219 (▲▲)	1 4351923
1961	2335-45	trim 219-w/rubber pad (▲▲)	1 4351928
1961	2335-45	trim 220 (▲)	1 4333743
1961	2335-45	trim 220-w/rubber pad (▲)	1 4333749
1961	2335-45	trim 220 (▲▲)	1 4351924
1961	2335-45	trim 220-w/rubber pad (▲▲)	1 4351929
1961	2335-45	trim 221 (▲)	1 4333744
1961	2335-45	trim 221-w/rubber pad (▲)	1 4333750
1961	2335-45	trim 221 (▲▲)	1 4351925
1961	2335-45	trim 221-w/rubber pad (▲▲)	1 4351930
1961	2335-45	trim 222 (▲)	1 4333745
1961	2335-45	trim 222-w/rubber pad (▲)	1 4333751
1961	2335-45	trim 222 (▲▲)	1 4351926
1961	2335-45	trim 222-w/rubber pad (▲▲)	1 4351931
1961	2337	trim 206	1 4333685
1961	2337	trim 206-w/rubber pad	1 4333695
1961	2337	trim 207	1 4333686
1961	2337	trim 207-w/rubber pad	1 4333696
1961	2337	trim 208	1 4333687
1961	2337	trim 208-w/rubber pad	1 4333697
1961	2337	trim 209	1 4333688
1961	2337	trim 209-w/rubber pad	1 4333698
1961	2337	trim 210	1 4333689
1961	2339	trim 210-w/rubber pad	1 4333699
1961	2339	trim 206	1 4333783
1961	2339	trim 206-w/rubber pad	1 4333793
1961	2339	trim 207	1 4333784
1961	2339	trim 207-w/rubber pad	1 4333794
1961	2339	trim 208	1 4333785
1961	2339	trim 208-w/rubber pad	1 4333795
1961	2339	trim 209	1 4333786
1961	2339	trim 209-w/rubber pad	1 4333796
1961	2339	trim 210	1 4333787
1961	2339	trim 210-w/rubber pad	1 4333797
1961	2367	trim 212 (▲)	1 4333843
1961	2367	trim 212-w/rubber pad (▲)	1 4333849
1961	2367	trim 212 (▲▲)	1 4351942
1961	2367	trim 212-w/rubber pad (▲▲)	1 4351947
1961	2367	trim 213 (▲)	1 4333844
1961	2367	trim 213-w/rubber pad (▲)	1 4333850
1961	2367	trim 213 (▲▲)	1 4351943
1961	2367	trim 213-w/rubber pad (▲▲)	1 4351948
1961	2367	trim 214 (▲)	1 4333845
1961	2367	trim 214-w/rubber pad (▲)	1 4333851
1961	2367	trim 214 (▲▲)	1 4351944
1961	2367	trim 214-w/rubber pad (▲▲)	1 4351949
1961	2367	trim 215 (▲)	1 4333846
1961	2367	trim 215-w/rubber pad (▲)	1 4333852
1961	2367	trim 215 (▲▲)	1 4351945
1961	2367	trim 215-w/rubber pad (▲▲)	1 4351950
1961	2367	trim 216 (▲)	1 4333847
1961	2367	trim 216-w/rubber pad (▲)	1 4333853
1961	2367	trim 216 (▲▲)	1 4351946
1961	2367	trim 216-w/rubber pad (▲▲)	1 4351951
1961	2369	trim 201	1 4333788
1961	2369	trim 201-w/rubber pad	1 4333798
1961	2369	trim 202	1 4333789
1961	2369	trim 202-w/rubber pad	1 4333799

1961	2369	trim 203	1	4333790
1961	2369	trim 203-w/rubber pad	1	4333800
1961	2369	trim 204	1	4333791
1961	2369	trim 204-w/rubber pad	1	4333801
1961	2537	trim 224	1	4333879
1961	2537	trim 224-w/rubber pad	1	4333885
1961	2537	trim 225	1	4333880
1961	2537	trim 225-w/rubber pad	1	4333886
1961	2537	trim 226	1	4333881
1961	2537	trim 226-w/rubber pad	1	4333887
1961	2537	trim 227	1	4333882
1961	2537	trim 227-w/rubber pad	1	4333888
1961	2537	trim 228	1	4333883
1961	2537	trim 228-w/rubber pad	1	4333889
1961	2539	trim 224	1	4333915
1961	2539	trim 224-w/rubber pad	1	4333921
1961	2539	trim 225	1	4333916
1961	2539	trim 225-w/rubber pad	1	4333922
1961	2539	trim 226	1	4333917
1961	2539	trim 226-w/rubber pad	1	4333923
1961	2539	trim 227	1	4333918
1961	2539	trim 227-w/rubber pad	1	4333924
1961	2539	trim 228	1	4333919
1961	2539	trim 228-w/rubber pad	1	4333925
1961	2639-69	trim 229	1	4333951
1961	2639-69	trim 229-w/rubber pad	1	4333955
1961	2639-69	trim 230	1	4333952
1961	2639-69	trim 230-w/rubber pad	1	4333956
1961	2639-69	trim 231	1	4333953
1961	2639-69	trim 231-w/rubber pad	1	4333957
1961	2639-69	trim 239	1	4334609
1961	2639-69	trim 239-w/rubber pad	1	4334614
1961	2639-69	trim 240	1	4334610
1961	2639-69	trim 240-w/rubber pad	1	4334615
1961	2639-69	trim 241	1	4334611
1961	2639-69	trim 241-w/rubber pad	1	4334616
1961	2639-69	trim 242	1	4334612
1961	2639-69	trim 242-w/rubber pad	1	4334617
1961	2839	trim 250	1	4333975
1961	2839	trim 250-w/rubber pad	1	4333980
1961	2839	trim 251	1	4333976
1961	2839	trim 251-w/rubber pad	1	4333981
1961	2839	trim 252	1	4333977
1961	2839	trim 252-w/rubber pad	1	4333982
1961	2735	trim 291	1	4349116
1961	2735	trim 291-w/rubber pad	1	4349119
1961	2735	trim 292	1	4349117
1961	2735	trim 292-w/rubber pad	1	4349120
1961	2735	trim 293	1	4349118
1961	2735	trim 293-w/rubber pad	1	4349121
1961	2837	trim 243	1	4333995
1961	2837	trim 243-w/rubber pad	1	4334001
1961	2837	trim 244	1	4333996
1961	2837	trim 244-w/rubber pad	1	4334002
1961	2837	trim 245	1	4333997
1961	2837	trim 245-w/rubber pad	1	4334003
1961	2837	trim 246	1	4333998
1961	2837	trim 246-w/rubber pad	1	4334004
1961	2837	trim 247	1	4333999
1961	2837	trim 247-w/rubber pad	1	4334005
1961	2837	trim 249	1	4334019
1961	2837	trim 249-w/rubber pad	1	4334024
1961	2837	trim 250	1	4334020
1961	2837	trim 250-w/rubber pad	1	4334025

1961	2837	trim 251	1	4334021
1961	2837	trim 251-w/rubber pad	1	4334026
1961	2837	trim 252	1	4334022
1961	2837	trim 252-w/rubber pad	1	4334027
1961	2839	trim 243	1	4334039
1961	2839	trim 243-w/rubber pad	1	4334045
1961	2839	trim 244	1	4334040
1961	2839	trim 244-w/rubber pad	1	4334046
1961	2839	trim 245	1	4334041
1961	2839	trim 245-w/rubber pad	1	4334047
1961	2839	trim 246	1	4334042
1961	2839	trim 246-w/rubber pad	1	4334048
1961	2839	trim 247	1	4334043
1961	2839	trim 247-w/rubber pad	1	4334049
1961	2839	trim 249	1	4333978
1961	2839	trim 249-w/rubber pad	1	4333983
1961	2867	trim 253	1	4334063
1961	2867	trim 253-w/rubber pad	1	4334068
1961	2867	trim 254	1	4334064
1961	2867	trim 254-w/rubber pad	1	4334069
1961	2867	trim 255	1	4334065
1961	2867	trim 255-w/rubber pad	1	4334070
1961	2867	trim 256	1	4334066
1961	2867	trim 256-w/rubber pad	1	4334071
1961	2867	trim 283-w/bucket seats (■)	2	4334215
1961	2867	trim 283-w/bucket seats (■■)	2	4348845
1961	2867	trim 284-w/bucket seats (■)	2	4334216
1961	2867	trim 284-w/bucket seats (■■)	2	4348846
1961	2867	trim 285-w/bucket seats (■)	2	4334217
1961	2867	trim 285-w/bucket seats (■■)	2	4348847
1961	2867	trim 286-w/bucket seats (■)	2	4334218
1961	2867	trim 286-w/bucket seats (■■)	2	4348848
1962	2117-67	trim 206	1	4367451
1962	2117-67	trim 206-w/rubber pad	1	4367457
1962	2117	trim 207	1	4367452
1962	2117	trim 207-w/rubber pad	1	4367458
1962	2117	trim 208	1	4367453
1962	2117	trim 208-w/rubber pad	1	4367459
1962	2117-67	trim 209	1	4367454
1962	2117-67	trim 209-w/rubber pad	1	4367460
1962	2117-67	trim 210	1	4367455
1962	2117-67	trim 210-w/rubber pad	1	4367461
1962	2117-67	trim 211-w/bucket seats (Driver's)	1	4367363
1962	2117-67	trim 211-w/bucket seats (Passenger)	1	4367357
1962	2117-67	trim 213-w/bucket seats (Driver's)	1	4367365
1962	2117-67	trim 213-w/bucket seats (Passenger)	1	4367359
1962	2117-67	trim 214 w/bucket seats (Driver's)	1	4367366
1962	2117-67	trim 214-w/bucket seats (Passenger)	1	4367360
1962	2117-67	trim 215-w/bucket seats (Driver's)	1	4367367
1962	2117-67	trim 215-w/bucket seats (Passenger)	1	4367361
1962	2117-67	trim 216-w/bucket seats (Drivers)	1	4370529
1962	2117-67	trim 216-w/bucket seats (Passenger)	1	4372049
1962	2119	trim 201	1	4367463
1962	2119	trim 201-w/rubber pad	1	4367467
1962	2119	trim 204	1	4367464
1962	2119	trim 204-w/rubber pad	1	4367468
1962	2119	trim 205	1	4367465
1962	2119	trim 205-w/rubber pad	1	4367469
1962	2119-35	trim 206	1	4367471
1962	2119-35	trim 206-w/rubber pad	1	4367477
1962	2119-35	trim 207	1	4367472
1962	2119-35	trim 207-w/rubber pad	1	4367478
1962	2119-35	trim 208	1	4367473
1962	2119-35	trim 208 w/rubber pad	1	4367479
1962	2119-35	trim 209	1	4367474
1962	2119-35	trim 209 w/rubber pad	1	4367480

1962	2119-35	trim 210	1	4367475
1962	2119-35	trim 210-w/rubber pad	1	4367481
1962	2127	trim 201	1	4367485
1962	2127	trim 201 w/rubber pad	1	4367489
1962	2127	trim 204	1	4367486
1962	2127	trim 204 w/rubber pad	1	4367490
1962	2127	trim 205	1	4367487
1962	2127	trim 205 w/rubber pad	1	4367491
1962	2135	trim 217	1	4367493
1962	2135	trim 217 w/rubber pad	1	4367496
1962	2135	trim 218	1	4367494
1962	2135	trim 218 w/rubber pad	1	4367497
1962	2311	trim 221	1	4354742
1962	2311	trim 221 w/rubber pad	1	4354772
1962	2311	trim 222	1	4354743
1962	2311	trim 222 w/rubber pad	1	4354773
1962	2311	trim 223	1	4354744
1962	2311	trim 223 w/rubber pad	1	4354774
1962	2311	trim 224	1	4354745
1962	2311	trim 224 w/rubber pad	1	4354775
1962	2335-45	trim 231	1	4354800
1962	2335-45	trim 231 w/rubber pad	1	4354794
1962	2335-45	trim 232	1	4354801
1962	2335-45	trim 232 w/rubber pad	1	4354795
1962	2335-45	trim 233	1	4354802
1962	2335-45	trim 233 w/rubber pad	1	4354796
1962	2335-45	trim 234	1	4354803
1962	2335-45	trim 234 w/rubber pad	1	4354797
1962	2335-45	trim 235	1	4354804
1962	2335-45	trim 235 w/rubber pad	2	4354798
1962	2339	trim 226	1	4354836
1962	2339	trim 226 w/rubber pad	1	4354826
1962	2339	trim 227	1	4354837
1962	2339	trim 227 w/rubber pad	1	4354827
1962	2339	trim 228	1	4354838
1962	2339	trim 228 w/rubber pad	1	4354828
1962	2339	trim 229	1	4354839
1962	2339	trim 229 w/rubber pad	1	4354829
1962	2339	trim 230	1	4354840
1962	2339	trim 230 w/rubber pad	1	4354830
1962	2339	trim 241	1	4354893
1962	2339	trim 241-w/rubber pad	1	4354887
1962	2339	trim 242	1	4354894
1962	2339	trim 242 w/rubber pad	1	4354888
1962	2339	trim 243	1	4354895
1962	2339	trim 243 w/rubber pad	1	4354889
1962	2339	trim 244	1	4354896
1962	2339	trim 244 w/rubber pad	1	4354890
1962	2339	trim 245-w/light maroon seaming lace	1	4354897
1962	2339	trim 245-w/rubber pad-w/light maroon seaming lace	1	4354891
1962	2347	trim 226	1	4354746
1962	2347	trim 226 w/rubber pad	1	4354776
1962	2347	trim 227	1	4354747
1962	2347	trim 227 w/rubber pad	1	4354777
1962	2347	trim 228	1	4354748
1962	2347	trim 228 w/rubber pad	1	4354778
1962	2347	trim 229	1	4354749
1962	2347	trim 229 w/rubber pad	1	4354779
1962	2347	trim 230	1	4354750
1962	2347	trim 230 w/rubber pad	1	4354780
1962	2347	trim 241	1	4354917
1962	2347	trim 241 w/rubber pad	1	4354911
1962	2347	trim 242	1	4354918
1962	2347	trim 242 w/rubber pad	1	4354912

1962	2347	trim 243	1	4354919
1962	2347	trim 243 w/rubber pad	1	4354913
1962	2347	trim 244	1	4354920
1962	2347	trim 244 w/rubber pad	1	4354914
1962	2347	trim 245 w/light maroon seaming lace	1	4354921
1962	2347	trim 245-w/rubber pad-w/light maroon seaming lace	1	4354915
1962	2367	trim 236	1	4354869
1962	2367	trim 236 w/rubber pad	1	4354863
1962	2367	trim 237	1	4354870
1962	2367	trim 237 w/rubber pad	1	4354864
1962	2367	trim 239	1	4354872
1962	2367	trim 239 w/rubber pad	1	4354866
1962	2367	trim 240	1	4354873
1962	2367	trim 240 w/rubber pad	1	4354867
1962	2369	trim 221	1	4354841
1962	2369	trim 221 w/rubber pad	1	4354831
1962	2369	trim 222	1	4354842
1962	2369	trim 222 w/rubber pad	1	4354832
1962	2369	trim 223	1	4354843
1962	2369	trim 223 w/rubber pad	1	4354833
1962	2369	trim 224	1	4354844
1962	2369	trim 224-w/rubber pad	1	4354834
1962	2639-69	trim 246	1	4354935
1962	2639-69	trim 246 w/rubber pad	1	4354931
1962	2639-69	trim 247	1	4354936
1962	2639-69	trim 247 w/rubber pad	1	4354932
1962	2639-69	trim 249	1	4354937
1962	2639-69	trim 249 w/rubber pad	1	4354933
1962	2639-69	trim 251	1	4354954
1962	2639-69	trim 251 w/rubber pad	1	4354949
1962	2639-69	trim 252	1	4354955
1962	2639-69	trim 252 w/rubber pad	1	4354950
1962	2639-69	trim 254	1	4354956
1962	2639-69	trim 254 w/rubber pad	1	4354951
1962	2639-69	trim 255	1	4354957
1962	2639-69	trim 255-w/rubber pad	1	4354952
1962	2735, 2839	trim 261-280	1	4354986
1962	2735, 2839	trim 261-280 w/rubber pad	1	4354977
1962	2735	trim 282	1	4354987
1962	2735	trim 282 w/rubber pad	1	4354978
1962	2735, 2839	trim 265-283	1	4354988
1962	2735, 2839	trim 265-283 w/rubber pad	1	4354979
1962	2839	trim 256	1	4355013
1962	2839	trim 256 w/rubber pad	1	4355007
1962	2839	trim 257	1	4355014
1962	2839	trim 257 w/rubber pad	1	4355008
1962	2839	trim 258	1	4355015
1962	2839	trim 258 w/rubber pad	1	4355009
1962	2839	trim 259	1	4355016
1962	2839	trim 259 w/rubber pad	1	4355010
1962	2839	trim 260	1	4355017
1962	2839	trim 260 w/rubber pad	1	4355011
1962	2839	trim 262	1	4354990
1962	2839	trim 262 w/rubber pad	1	4354981
1962	2839	trim 263	1	4354991
1962	2839	trim 263 w/rubber pad	1	4354982
1962	2839	trim 264	1	4354992
1962	2839	trim 264 w/rubber pad	1	4354983
1962	2847	trim 256	1	4355037
1962	2847	trim 256 w/rubber pad	1	4355031
1962	2847	trim 257	1	4355038
1962	2847	trim 257 w/rubber pad	1	4355032
1962	2847	trim 258	1	4355039
1962	2847	trim 258 w/rubber pad	1	4355033

1962	2847	trim 259	1	4355040
1962	2847	trim 259 w/rubber pad	1	4355034
1962	2847	trim 260	1	4355041
1962	2847	trim 260 w/rubber pad	1	4355035
1962	2847	trim 261	1	4355061
1962	2847	trim 261 w/rubber pad	1	4355055
1962	2847	trim 262	1	4355062
1962	2847	trim 262 w/rubber pad	1	4355056
1962	2847	trim 263	1	4355063
1962	2847	trim 263 w/rubber pad	1	4355057
1962	2847	trim 264	1	4355064
1962	2847	trim 264 w/rubber pad	1	4355058
1962	2847	trim 265	1	4355065
1962	2847	trim 265 w/rubber pad	1	4355059
1962	2867	trim 266	1	4355082
1962	2867	trim 266 w/rubber pad	1	4355077
1962	2867	trim 267	1	4355083
1962	2867	trim 267 w/rubber pad	1	4355078
1962	2867	trim 268	1	4355084
1962	2867	trim 268 w/rubber pad	1	4355079
1962	2867	trim 269	1	4355085
1962	2867	trim 269 w/rubber pad	1	4355080
1962	2867	trim 276 w/bucket seats (driver's)	1	4355221
1962	2867	trim 276 w/bucket seats (passenger)	1	4355226
1962	2867	trim 277 w/bucket seats (driver's)	1	4355222
1962	2867	trim 277 w/bucket seats (passenger)	1	4355227
1962	2867	trim 278 w/bucket seats (driver's)	1	4355223
1962	2867	trim 278 w/bucket seats (passenger)	1	4355228
1962	2867	trim 279 w/bucket seats (driver's)	1	4355224
1962	2867	trim 279 w/bucket seats (passenger)	1	4355229
1962	2947	trim 281-284-285 w/bucket seats (driver's)	1	4371454
1962	2947	trim 281-284-285 w/bucket seats (passenger)	1	4371455
1962	2947	trim 289-w/bucket seats (driver's)	1	4371355
1962	2947	trim 289 w/bucket seats (passenger)	1	4371360
1962	2947	trim 296-w/bucket seats (driver's)	1	4371356
1962	2947	trim 296 w/bucket seats (passenger)	1	4371361
1962	2947	trim 297-w/bucket seats (driver's)	1	4371357
1962	2947	trim 297 w/bucket seats (passenger)	1	4371362
1962	2947	trim 298 w/bucket seats (driver's)	1	4371358
1962	2947	trim 298 w/bucket seats (passenger)	1	4371363

■NOTE: 1st type-w/flat cushion.

■NOTE: 2nd type-cushion has ridge on both sides.

▲NOTE: 1st type w/medium facing colors and dark cushion back cover upper and outer colors.

▲▲NOTE: 2nd type w/dark facing colors and medium cushion back cover upper and outer colors.

14.880 TRIM ASSY., FRT. SEAT CUSHION

1961	2117	trim 276-w/bucket seats	4352504 RH	4352505 LH
1961	2117	trim 277-w/bucket seats	4352506 RH	4352507 LH
1961	2117	trim 278-w/bucket seats	4352508 RH	4352509 LH
1961	2117	trim 279-w/bucket seats	4352510 RH	4352511 LH
1961	2117	trim 280-w/bucket seats	4352512 RH	4352513 LH
1961	2119	trim 262		1 4344691
1961	2119	trim 263		1 4344692
1961	2119	trim 264		1 4344693
1961	2119	trim 265		1 4344694
1961	2119	trim 271		1 4344696
1961	2119-35	trim 272		1 4344697
1961	2119-35	trim 273		1 4344698
1961	2119-35	trim 274		1 4347308
1961	2119-35	trim 275		1 4347309
1961	2119-35	trim 298		1 4344702
1961	2127	trim 262		1 4346052
1961	2127	trim 263		1 4346053
1961	2127	trim 264		1 4346054

1961	2127	trim 265	1	4346055
1961	2311	trim 201	1	4331545
1961	2311	trim 202	1	4331546
1961	2311	trim 203	1	4331547
1961	2311	trim 204	1	4331548
1961	2335-45	trim 218 (▲)	1	4343538
1961	2335-45	trim 218 (▲▲)	1	4351600
1961	2335-45	trim 219 (▲)	1	4331556
1961	2335-45	trim 219 (▲▲)	1	4331601
1961	2335-45	trim 220 (▲)	1	4331557
1961	2335-45	trim 220 (▲▲)	1	4351602
1961	2335-45	trim 221 (▲)	1	4331558
1961	2335-45	trim 221 (▲▲)	1	4351603
1961	2335-45	trim 222 (▲)	1	4331559
1961	2335-45	trim 222 (▲▲)	1	4351604
1961	2337	trim 206	1	4331549
1961	2337	trim 207	1	4331550
1961	2337	trim 208	1	4331551
1961	2337	trim 209	1	4331552
1961	2337	trim 210	1	4331553
1961	2339	trim 206	1	4331561
1961	2339	trim 207	1	4331562
1961	2339	trim 208	1	4331563
1961	2339	trim 209	1	4331564
1961	2339	trim 210	1	4331565
1961	2367	trim 212 (▲)	1	4331571
1961	2367	trim 212 (▲▲)	1	4351605
1961	2367	trim 213 (▲)	1	4331572
1961	2367	trim 213 (▲▲)	1	4351606
1961	2367	trim 214 (▲)	1	4331573
1961	2367	trim 214 (▲▲)	1	4351607
1961	2367	trim 215 (▲)	1	4331574
1961	2367	trim 215 (▲▲)	1	4351608
1961	2367	trim 216 (▲)	1	4331575
1961	2367	trim 216 (▲▲)	1	4351609
1961	2367	trim 216	1	4331575
1961	2369	trim 201	1	4331566
1961	2369	trim 202	1	4331567
1961	2369	trim 203	1	4331568
1961	2369	trim 204	1	4331569
1961	2537	trim 224	1	4331577
1961	2537	trim 225	1	4331578
1961	2537	trim 226	1	4331579
1961	2537	trim 227	1	4331580
1961	2537	trim 228	1	4331581
1961	2539	trim 224	1	4331583
1961	2539	trim 225	1	4331584
1961	2539	trim 226	1	4331585
1961	2539	trim 227	1	4331586
1961	2539	trim 228	1	4331587
1961	2639-69	trim 229	1	4331589
1961	2639-69	trim 230	1	4331590
1961	2639-69	trim 231	1	4331591
1961	2639-69	trim 239	1	4331593
1961	2639-69	trim 240	1	4331594
1961	2639-69	trim 241	1	4331595
1961	2639-69	trim 242	1	4331596
1961	2735	trim 291	1	4343584
1961	2735	trim 292	1	4343585
1961	2735	trim 293	1	4343586
1961	2837	trim 243	1	4331603
1961	2837	trim 244	1	4331604
1961	2837	trim 245	1	4331605
1961	2837	trim 246	1	4331606
1961	2837	trim 247	1	4331607
1961	2837	trim 249	1	4331609

1961	2837	trim 250	1	4331610
1961	2837	trim 251	1	4331611
1961	2837	trim 252	1	4331612
1961	2839	trim 243	1	4331614
1961	2839	trim 244	1	4331615
1961	2839	trim 245	1	4331616
1961	2839	trim 246	1	4331617
1961	2839	trim 247	1	4331618
1961	2839	trim 249	1	4331601
1961	2839	trim 250	1	4331598
1961	2839	trim 251	1	4331599
1961	2839	trim 252	1	4331600
1961	2867	trim 253	1	4331620
1961	2867	trim 254	1	4331621
1961	2867	trim 255	1	4331622
1961	2867	trim 256	1	4331623
1961	2867	trim 283-w/bucket seats (■)	2	4331625
1961	2867	trim 283-w/bucket seats (■■)	2	4348743
1961	2867	trim 284-w/bucket seats (■)	2	4331626
1961	2867	trim 284-w/bucket seats (■■)	2	4348744
1961	2867	trim 285-w/bucket seats (■)	2	4331627
1961	2867	trim 285-w/bucket seats (■■)	2	4348745
1961	2867	trim 286-w/bucket seats (■)	2	4331628
1961	2867	trim 286-w/bucket seats (■■)	2	4348746
1962	2117	trim 206	1	4359688
1962	2117	trim 207	1	4359689
1962	2117	trim 208	1	4359690
1962	2117	trim 209	1	4359691
1962	2117	trim 210	1	4359692
1962	2117-67	trim 211	4359864 RH	4359865 LH
1962	2117-67	trim 213	4359868 RH	4359869 LH
1962	2117-67	trim 214	4359870 RH	4359871 LH
1962	2117-67	trim 215	4359872 RH	4359873 LH
1962	2117-67	trim 216	4362796 RH	4362797 LH
1962	2119	trim 201	1	4359613
1962	2119	trim 204	1	4359615
1962	2119	trim 205	1	4359616
1962	2119-35	trim 206	1	4359618
1962	2119-35	trim 207	1	4359619
1962	2119-35	trim 208	1	4359620
1962	2119-35	trim 209	1	4359621
1962	2119-35	trim 210	1	4359622
1962	2119-35	trim 217	1	4359626
1962	2127	trim 201	1	4359629
1962	2127	trim 204	1	4359631
1962	2127	trim 205	1	4359632
1962	2135	trim 218	1	4359627
1962	2167	trim 206	1	4359673
1962	2167	trim 209	1	4359675
1962	2167	trim 210	1	4359676
1962	2311	trim 221	1	4354125
1962	2311	trim 222	1	4354126
1962	2311	trim 223	1	4354127
1962	2311	trim 224	1	4354128
1962	2335-45	trim 231	1	4354135
1962	2335-45	trim 232	1	4354136
1962	2335-45	trim 233	1	4354137
1962	2335-45	trim 234	1	4354138
1962	2335-45	trim 235	1	4354139
1962	2339	trim 226	1	4354141
1962	2339	trim 227	1	4354142
1962	2339	trim 228	1	4354143
1962	2339	trim 229	1	4354144
1962	2339	trim 230	1	4354145
1962	2339	trim 241	1	4354157
1962	2339	trim 242	1	4354158

1962	2339	trim 243	1	4354159
1962	2339	trim 244	1	4354160
1962	2339	trim 245-w/light maroon seaming lace	1	4354161
1962	2347	trim 226	1	4354129
1962	2347	trim 227	1	4354130
1962	2347	trim 228	1	4354131
1962	2347	trim 229	1	4354132
1962	2347	trim 230	1	4354133
1962	2347	trim 241	1	4354163
1962	2347	trim 242	1	4354164
1962	2347	trim 243	1	4354165
1962	2347	trim 244	1	4354166
1962	2347	trim 245-w/light maroon seaming lace	1	4354167
1962	2367	trim 236	1	4354151
1962	2367	trim 237	1	4354152
1962	2367	trim 239	1	4354154
1962	2367	trim 240	1	4354155
1962	2369	trim 221	1	4354146
1962	2369	trim 222	1	4354147
1962	2369	trim 223	1	4354148
1962	2369	trim 224	1	4354149
1962	2639-69	trim 246	1	4354169
1962	2639-69	trim 247	1	4354170
1962	2639-69	trim 249	1	4354171
1962	2639-69	trim 251	1	4354176
1962	2639-69	trim 252	1	4354177
1962	2639-69	trim 254	1	4354178
1962	2639-69	trim 255	1	4354179
1962	2735, 2839	trim 261-280	1	4354181
1962	2735	trim 282	1	4354182
1962	2735, 2839	trim 265-283	1	4354183
1962	2839	trim 256	1	4354188
1962	2839	trim 257	1	4354189
1962	2839	trim 258	1	4354190
1962	2839	trim 259	1	4354191
1962	2839	trim 260	1	4354192
1962	2839	trim 262	1	4354184
1962	2839	trim 263	1	4354185
1962	2839	trim 264	1	4354186
1962	2847	trim 256	1	4354194
1962	2847	trim 257	1	4354195
1962	2847	trim 258	1	4354196
1962	2847	trim 259	1	4354197
1962	2847	trim 260	1	4354198
1962	2847	trim 261	1	4354200
1962	2847	trim 262	1	4354201
1962	2847	trim 263	1	4354202
1962	2847	trim 264	1	4354203
1962	2847	trim 265	1	4354204
1962	2867	trim 266	1	4354206
1962	2867	trim 267	1	4354207
1962	2867	trim 268	1	4354208
1962	2867	trim 269	1	4354209
1962	2867	trim 276-w/bucket seats	4354350 RH	4354351 LH
1962	2867	trim 277-w/bucket seats	4354352 RH	4354353 LH
1962	2867	trim 278-w/bucket seats	4354354 RH	4354355 LH
1962	2867	trim 279-w/bucket seats	4354356 RH	4354357 LH
1962	2947	trim 281-284-285-w/bucket seats	4370264 RH	4370265 LH
1962	2947	trim 289-w/bucket seats	4370266 RH	4370267 LH
1962	2947	trim 296-w/bucket seats	4370268 RH	4370269 LH
1962	2947	trim 297-w/bucket seats	4370270 RH	4370271 LH
1962	2947	trim 298-w/bucket seats	4370272 RH	4370273 LH

■NOTE: 1st type w/flat cushion.

■NOTE: 2nd type cushion w/ridge on both sides.

▲NOTE: 1st type w/medium facing colors and dark cushion and back cover upper and outer colors.

▲▲NOTE: 2nd type w/dark facing color and medium cushion and back cover upper and outer colors.

14.890 PAD, FRONT SEAT CUSHION (RUBBER)

1961-62	2119-35	1	4808862
1961	2127	1	4833462
1961	2117	w/bucket seats	2	6280271
1961	2117	seat backs-w/bucket seats	2	4832803
1961-62	21 All	Polyfoam	1	6276600
1961-62	All exc. 21	Polyfoam	1	4814381
1961-62	2311-37-47-67, 2537, 2837-47-67, 2947	Polyfoam	1	4814416
1961-62	2335-39-45-69, 2539, 2639-69, 2735, 2839	Polyfoam	1	4814417
1961	2867	cushion-w/bucket seats (▲)	2	4824498
1961	2867	cushion-w/bucket seats (▲▲)	2	4771528
1961	2867	seat backs-w/bucket seats	2	4804200
1962	2117-67, 2367, 2867, 2947	..	cushion-w/bucket seats	2	4859557
1962	2117-27-67	1	4833462
1962	2117-67, 2867, 2947	w/bucket seats	2	4852649

▲NOTE: 1st type flat cushion.

▲▲NOTE: 2nd type for cushions w/ridge on both sides.

14.976 TRIM ASSY., CENTER SEAT BACK

1961	2135	trim 272	1	4344753
1961	2135	trim 273	1	4344754
1961	2135	trim 274	1	4347318
1961	2135	trim 275	1	4347319
1961	2135	trim 298	1	4344751
1961	2335-45	trim 218 (▲)	1	4332006
1961	2335-45	trim 218 (▲▲)	1	4351660
1961	2335-45	trim 219 (▲)	1	4332007
1961	2335-45	trim 219 (▲▲)	1	4351661
1961	2335-45	trim 220 (▲)	1	4332008
1961	2335-45	trim 220 (▲▲)	1	4351662
1961	2335-45	trim 221 (▲)	1	4332009
1961	2335-45	trim 221 (▲▲)	1	4351663
1961	2335-45	trim 222 (▲)	1	4332010
1961	2335-45	trim 222 (▲▲)	1	4351664
1961	2335-45	trim 218 w/split back second seat (▲)	4347117 RH	4347123 LH
1961	2335-45	trim 218 w/split back second seat (▲▲)	4351665 RH	4351670 LH
1961	2335-45	trim 219 w/split back second seat (▲)	4347118 RH	4347124 LH
1961	2335-45	trim 219 w/split back second seat (▲▲)	4351666 RH	4351671 LH
1961	2335-45	trim 220 w/split back second seat (▲)	4347119 RH	4347125 LH
1961	2335-45	trim 220 w/split back second seat (▲▲)	4351667 RH	4351672 LH
1961	2335-45	trim 221 w/split back second seat (▲)	4347120 RH	4347126 LH
1961	2335-45	trim 221 w/split back second seat (▲▲)	4351668 RH	4351673 LH
1961	2335-45	trim 222 w/split back second seat (▲)	4347121 RH	4347127 LH
1961	2335-45	trim 222 w/split back second seat (▲▲)	4351669 RH	4351674 LH
1961	2735	trim 291	1	4332012
1961	2735	trim 292	1	4332013
1961	2735	trim 293	1	4332014
1961	2735	trim 291 w/split back second seat	4347129 RH	4347133 LH
1961	2735	trim 292 w/split back second seat	4347130 RH	4347134 LH
1961	2735	trim 293 w/split back second seat	4347131 RH	4347135 LH
1962	2135	trim 206	1	4359852
1962	2135	trim 207	1	4359853
1962	2135	trim 208	1	4359854
1962	2135	trim 209	1	4359855
1962	2135	trim 210	1	4359856
1962	2135	trim 217	1	4359859
1962	2135	trim 218	1	4359860
1962	2335-45	trim 231	1	4354604
1962	2335-45	trim 231 w/split back 2nd seat	4354611 RH	4354618 L

1962	2335-45	trim 232	1	4354605
1962	2335-45	trim 232 w/split back 2nd seat		4354612 RH 4354619 LH
1962	2335-45	trim 233	1	4354606
1962	2335-45	trim 233 w/split back 2nd seat		4354613 RH 4354620 LH
1962	2335-45	trim 234	1	4354607
1962	2335-45	trim 234 w/split back 2nd seat		4354614 RH 4354621 LH
1962	2335-45	trim 235	1	4354608
1962	2335-45	trim 235 w/split back 2nd seat		4354615 RH 4354622 LH
1962	2735	trim 280	1	4354625
1962	2735	trim 280 w/split back 2nd seat		4354630 RH 4354635 LH
1962	2735	trim 282	1	4354626
1962	2735	trim 282 w/split back 2nd seat		4354631 RH 4354636 LH
1962	2735	trim 283	1	4354627
1962	2735	trim 283 w/split back 2nd seat		4354632 RH 4354637 LH

▲NOTE: 1st type w/medium facing colors and dark cushion and back cover upper and outer colors.
▲▲NOTE: 2nd type w/dark facing colors and medium cushion and back cover upper and outer colors.

14.976 TRIM ASSY., CENTER SEAT CUSHION

NOTE: For station wagon 3rd seat cushion trim, see Group 15.035.

1961	2135	trim 272	1	4344733
1961	2135	trim 273	1	4344734
1961	2135	trim 274	1	4347314
1961	2135	trim 275	1	4347315
1961	2135	trim 298	1	4344731
1961	2335-45	trim 218 (▲)	1	4331996
1961	2335-45	trim 218 (▲▲)	1	4351650
1961	2335-45	trim 219 (▲)	1	4331997
1961	2335-45	trim 219 (▲▲)	1	4351651
1961	2335-45	trim 220 (▲)	1	4331998
1961	2335-45	trim 220 (▲▲)	1	4351652
1961	2335-45	trim 221 (▲)	1	4331999
1961	2335-45	trim 221 (▲▲)	1	4351653
1961	2335-45	trim 222 (▲)	1	4332000
1961	2335-45	trim 222 (▲▲)	1	4351654
1961	2335-45	trim 218 w/split back second seat (2nd seat) (▲)	1	4347107
1961	2335-45	trim 218 w/split back second seat (2nd seat) (▲▲)	1	4351655
1961	2335-45	trim 219 w/split back second seat (2nd seat) (▲)	1	4347108
1961	2335-45	trim 219 w/split back second seat (2nd seat) (▲▲)	1	4351656
1961	2335-45	trim 220 w/split back second seat (2nd seat) (▲)	1	4347109
1961	2335-45	trim 220 w/split back second seat (2nd seat) (▲▲)	1	4351657
1961	2335-45	trim 221 w/split back second seat (2nd seat) (▲)	1	4347110
1961	2335-45	trim 221 w/split back second seat (2nd seat) (▲▲)	1	4351658
1961	2335-45	trim 222 w/split back second seat (2nd seat) (▲)	1	4347111
1961	2335-45	trim 222 w/split back second seat (2nd seat) (▲▲)	1	4351659
1961	2735	trim 291	1	4332002
1961	2735	trim 292	1	4332003
1961	2735	trim 293	1	4332004
1961	2735	trim 291 w/split back second seat (2nd seat)	1	4347113
1961	2735	trim 292 w/split back second seat (2nd seat)	1	4347114
1961	2735	trim 293 w/split back second seat (2nd seat)	1	4347115
1962	2135	trim 206	1	4359843
1962	2135	trim 207	1	4359844
1962	2135	trim 208	1	4359845
1962	2135	trim 209	1	4359846
1962	2135	trim 210	1	4359847
1962	2135	trim 217	1	4359849
1962	2135	trim 218	1	4359850
1962	2335-45	trim 231	1	4354583
1962	2335-45	trim 231 w/split back 2nd seat	1	4354589
1962	2335-45	trim 232	1	4354584
1962	2335-45	trim 232 w/split back 2nd seat	1	4354590

1962	2335-45	trim 233	1	4354585
1962	2335-45	trim 233 w/split back 2nd seat	1	4354591
1962	2335-45	trim 234	1	4354586
1962	2335-45	trim 234 w/split back second seat	1	4354592
1962	2335-45	trim 235	1	4354587
1962	2335-45	trim 235 w/split back 2nd seat	1	4354593
1962	2735	trim 280	1	4354595
1962	2735	trim 280 w/split back 2nd seat	1	4354600
1962	2735	trim 282	1	4354596
1962	2735	trim 282 w/split back 2nd seat	1	4354601
1962	2735	trim 283	1	4354597
1962	2735	trim 283 w/split back 2nd seat	1	4354602

▲NOTE: 1st type w/medium facing colors and dark cushion and back cover upper and outer colors.

▲▲NOTE: 2nd type w/dark facing colors and medium cushion and back cover upper and outer colors.

14.998 BACK ASSY., REAR SEAT (TRIMMED)

THE FOLLOWING PART NUMBERS REQUIRE SPECIAL FABRICATION AND IF ORDERED IN ERROR ARE NOT RETURNABLE - CHECK YOUR ORDERS AND SPECIFY BODY STYLE AND TRIM NUMBERS.

1961	2117	trim 276	1	4348286
1961	2117	trim 277	1	4348287
1961	2117	trim 278	1	4348288
1961	2117	trim 279	1	4348289
1961	2117	trim 280	1	4348290
1961	2119	trim 262	1	4329930
1961	2119	trim 263	1	4329931
1961	2119	trim 264	1	4329932
1961	2119	trim 265	1	4329933
1961	2119	trim 271	1	4344803
1961	2119	trim 272	1	4344804
1961	2119	trim 273	1	4344805
1961	2119	trim 274	1	4344806
1961	2119	trim 275	1	4344807
1961	2119	trim 298	1	4341570
1961	2127	trim 262	1	4348143
1961	2127	trim 263	1	4348144
1961	2127	trim 264	1	4348145
1961	2127	trim 265	1	4348284
1961	2135	trim 272, less filler and link (2nd seat)	1	4344816
1961	2135	trim 273, less filler and link (2nd seat)	1	4344817
1961	2135	trim 274 (2nd seat)	1	4344818
1961	2135	trim 275 (2nd seat)	1	4344819
1961	2135	trim 298, less filler and link (2nd seat)	1	4344821
1961	2311-69	trim 201	1	4334225
1961	2311-69	trim 202	1	4334226
1961	2311-69	trim 203	1	4334227
1961	2311-69	trim 204	1	4334228
1961	2337	trim 206	1	4334237
1961	2337	trim 207	1	4334238
1961	2337	trim 208	1	4334239
1961	2337	trim 209	1	4334240
1961	2337	trim 210	1	4334241
1961	2339	trim 206	1	4334229
1961	2339	trim 207	1	4334230
1961	2339	trim 208	1	4334231
1961	2339	trim 209	1	4334232
1961	2339	trim 210	1	4334233
1961	2367	trim 212 (▲)	1	4334243
1961	2367	trim 212 (▲▲)	1	4351978
1961	2367	trim 213 (▲)	1	4334244
1961	2367	trim 213 (▲▲)	1	4351979

1961	2367	trim 214 (▲)	1	4334245
1961	2367	trim 214 (▲▲)	1	4351980
1961	2367	trim 215 (▲)	1	4334246
1961	2367	trim 215 (▲▲)	1	4351981
1961	2367	trim 216 (▲)	1	4334247
1961	2367	trim 216 (▲▲)	1	4351982
1961	2537	trim 224	1	4334249
1961	2537	trim 225	1	4334250
1961	2537	trim 226	1	4334251
1961	2537	trim 227	1	4334252
1961	2537	trim 228	1	4334253
1961	2539	trim 224	1	4334255
1961	2539	trim 225	1	4334256
1961	2539	trim 226	1	4334257
1961	2539	trim 227	1	4334258
1961	2539	trim 228	1	4334259
1961	2639-69	trim 229	1	4334261
1961	2639-69	trim 230	1	4334262
1961	2639-69	trim 231	1	4334263
1961	2639-69	trim 239	1	4334265
1961	2639-69	trim 240	1	4334266
1961	2639-69	trim 241	1	4334267
1961	2639-69	trim 242	1	4334268
1961	2837	trim 243-less center arm rest	1	4334317
1961	2837	trim 244-less center arm rest	1	4334318
1961	2837	trim 245-less center arm rest	1	4334319
1961	2837	trim 246-less center arm rest	1	4334320
1961	2837	trim 247-less center arm rest	1	4334321
1961	2837	trim 249-less center arm rest	1	4334329
1961	2837	trim 250-less center arm rest	1	4334330
1961	2837	trim 251-less center arm rest	1	4334331
1961	2837	trim 252-less center arm rest	1	4334332
1961	2839	trim 243-less center arm rest	1	4334339
1961	2839	trim 244-less center arm rest	1	4334340
1961	2839	trim 245-less center arm rest	1	4334341
1961	2839	trim 246-less center arm rest	1	4334342
1961	2839	trim 247-less center arm rest	1	4334343
1961	2839	trim 249-less center arm rest	1	4334345
1961	2839	trim 250-less center arm rest	1	4334346
1961	2839	trim 251-less center arm rest	1	4334347
1961	2839	trim 252-less center arm rest	1	4334348
1961	2867	trim 253-283	1	4334270
1961	2867	trim 254-284	1	4334271
1961	2867	trim 255-285	1	4334272
1961	2867	trim 256-286	1	4334273
1962	2117	trim 206	1	4367197
1962	2117	trim 207	1	4367198
1962	2117	trim 208	1	4367199
1962	2117	trim 209	1	4367200
1962	2117	trim 210	1	4367201
1962	2117	trim 211	1	4367203
1962	2117	trim 213	1	4367205
1962	2117	trim 214	1	4367206
1962	2117	trim 215	1	4367207
1962	2117	trim 216	1	4372083
1962	2119	trim 201	1	4367209
1962	2119	trim 204	1	4367210
1962	2119	trim 205	1	4367211
1962	2119	trim 206	1	4367213
1962	2119	trim 207	1	4367214
1962	2119	trim 208	1	4367215
1962	2119	trim 209	1	4367216
1962	2119	trim 210	1	4367217
1962	2127	trim 201	1	4367221
1962	2127	trim 204	1	4367222

1962	2127	trim 205	1	4367223
1962	2167	trim 206	1	4367225
1962	2167	trim 209	1	4367226
1962	2167	trim 210	1	4367227
1962	2167	trim 211	1	4367229
1962	2167	trim 213	1	4367231
1962	2167	trim 214	1	4367232
1962	2167	trim 215	1	4367233
1962	2167	trim 216	1	4372084
1962	2135	trim 206-less filler and links	1	4367322
1962	2135	trim 207-less filler and links	1	4367323
1962	2135	trim 208-less filler and links	1	4367324
1962	2135	trim 209 less filler and links	1	4367325
1962	2135	trim 210-less filler and links	1	4367326
1962	2135	trim 217 less filler and links	1	4367328
1962	2135	trim 218 less filler and links	1	4367329
1962	2311-69	trim 221	1	4355241
1962	2311-69	trim 222	1	4355242
1962	2311-69	trim 223	1	4355243
1962	2311-69	trim 224	1	4355244
1962	2339	trim 226	1	4355245
1962	2339	trim 227	1	4355246
1962	2339	trim 228	1	4355247
1962	2339	trim 229	1	4355248
1962	2339	trim 230	1	4355249
1962	2339	trim 241	1	4355274
1962	2339	trim 242	1	4355275
1962	2339	trim 243	1	4355276
1962	2339	trim 244	1	4355277
1962	2339	trim 245-w/light maroon seaming lace	1	4355278
1962	2347	trim 226	1	4355256
1962	2347	trim 227	1	4355257
1962	2347	trim 228	1	4355258
1962	2347	trim 229	1	4355259
1962	2347	trim 230	1	4355260
1962	2347	trim 241	1	4355280
1962	2347	trim 242	1	4355281
1962	2347	trim 243	1	4355282
1962	2347	trim 244	1	4355283
1962	2347	trim 245 w/light maroon seaming lace	1	4355284
1962	2367	trim 236	1	4355262
1962	2367	trim 237	1	4355263
1962	2367	trim 239	1	4355265
1962	2367	trim 240	1	4355266
1962	2639-69	trim 246	1	4355286
1962	2639-69	trim 247	1	4355287
1962	2639-69	trim 249	1	4355288
1962	2639-69	trim 251	1	4355290
1962	2639-69	trim 252	1	4355291
1962	2639-69	trim 254	1	4355292
1962	2639-69	trim 255-w/ivory inlays	1	4355293
1962	2639-69	trim 255-w/light maroon inlays	1	4368249
1962	2839	trim 256-less center arm rest	1	4355345
1962	2839	trim 257 less center arm rest	1	4355346
1962	2839	trim 258 less center arm rest	1	4355347
1962	2839	trim 259 less center arm rest	1	4355348
1962	2839	trim 260 less center arm rest	1	4355349
1962	2839	trim 261 less center arm rest	1	4355351
1962	2839	trim 262 less center arm rest	1	4355352
1962	2839	trim 263 less center arm rest	1	4355353
1962	2839	trim 264 less center arm rest	1	4355354
1962	2839	trim 265 less center arm rest	1	4355355
1962	2847	trim 256 less center arm rest	1	4355357
1962	2847	trim 257 less center arm rest	1	4355358
1962	2847	trim 258 less center arm rest	1	4355359

1962	2847	trim 259 less center arm rest	1	4355360
1962	2847	trim 260 less center arm rest	1	4355361
1962	2847	trim 261 less center arm rest	1	4355369
1962	2847	trim 262 less center arm rest	1	4355370
1962	2847	trim 263 less center arm rest	1	4355371
1962	2847	trim 264 less center arm rest	1	4355372
1962	2847	trim 265 less center arm rest	1	4355373
1962	2867	trim 266-276	1	4355295
1962	2867	trim 267-277	1	4355296
1962	2867	trim 268-278	1	4355297
1962	2867	trim 269-279	1	4355298
1962	2947	trim 281-284-285	1	4371460
1962	2947	trim 289	1	4371326
1962	2947	trim 296	1	4371327
1962	2947	trim 297	1	4371328
1962	2947	trim 298	1	4371329

▲NOTE: 1st type w/medium facing color & dark cushion & back cover upper & outer colors.

▲▲NOTE: 2nd type w/dark facing color & medium cushion & back cover upper & outer colors.

MEMO

YEAR	MODEL	PART NAME	PART NO.	PER CAR	PART NO.
------	-------	-----------	----------	---------	----------

15.000 TRIM ASSEMBLY, REAR AND THIRD SEAT BACK

NOTE: For station wagon 2nd seat back trim, see Group 14.976.

1961	2117	trim 276		1	4346102
1961	2117	trim 277		1	4346103
1961	2117	trim 278		1	4346104
1961	2117	trim 279		1	4346105
1961	2117	trim 280		1	4346106
1961	2119	trim 262		1	4344739
1961	2119	trim 263		1	4344740
1961	2119	trim 264		1	4344741
1961	2119	trim 265		1	4344742
1961	2119	trim 271		1	4344744
1961	2119	trim 272		1	4344745
1961	2119	trim 273		1	4344746
1961	2119	trim 274		1	4347316
1961	2119	trim 275		1	4347317
1961	2119	trim 298		1	4347473
1961	2127	trim 262		1	4346097
1961	2127	trim 263		1	4346098
1961	2127	trim 264		1	4346099
1961	2127	trim 265		1	4346100
1961	2311-69	trim 201		1	4331851
1961	2311-69	trim 202		1	4331852
1961	2311-69	trim 203		1	4331853
1961	2311-69	trim 204		1	4331854
1961	2337	trim 206		1	4331865
1961	2337	trim 207		1	4331866
1961	2337	trim 208		1	4331867
1961	2337	trim 209		1	4331868
1961	2337	trim 210		1	4331869
1961	2339	trim 206		1	4331855
1961	2339	trim 207		1	4331856
1961	2339	trim 208		1	4331857
1961	2339	trim 209		1	4331858
1961	2339	trim 210		1	4331859
1961	2345	trim 218 (3rd seat) (▲)		1	4332022
1961	2345	trim 218 (3rd seat) (▲▲)		1	4351680
1961	2345	trim 219 (3rd seat) (▲)		1	4332023
1961	2345	trim 219 (3rd seat) (▲▲)		1	4351681
1961	2345	trim 220 (3rd seat) (▲)		1	4332024
1961	2345	trim 220 (3rd seat) (▲▲)		1	4351682
1961	2345	trim 221 (3rd seat) (▲)		1	4332025
1961	2345	trim 221 (3rd seat) (▲▲)		1	4351683
1961	2345	trim 222 (3rd seat) (▲)		1	4332026
1961	2345	trim 222 (3rd seat) (▲▲)		1	4351684
1961	2367	trim 212 (▲)		1	4331874
1961	2367	trim 212 (▲▲)		1	4351645
1961	2367	trim 213 (▲)		1	4331875
1961	2367	trim 213 (▲▲)		1	4351646
1961	2367	trim 214 (▲)		1	4331876
1961	2367	trim 214 (▲▲)		1	4351647
1961	2367	trim 215 (▲)		1	4331877
1961	2367	trim 215 (▲▲)		1	4351648
1961	2367	trim 216 (▲)		1	4331878
1961	2367	trim 216 (▲▲)		1	4351649
1961	2537	trim 224		1	4331883
1961	2537	trim 225		1	4331884
1961	2537	trim 226		1	4331885
1961	2537	trim 227		1	4331886
1961	2537	trim 228		1	4331887
1961	2539	trim 224		1	4331890
1961	2539	trim 225		1	4331891
1961	2539	trim 226		1	4331892
1961	2539	trim 227		1	4331893

1961	2539	trim 228	1	4331894
1961	2639-69	trim 229	1	4331898
1961	2639-69	trim 230	1	4331899
1961	2639-69	trim 231	1	4331900
1961	2639-69	trim 239	1	4331903
1961	2639-69	trim 240	1	4331904
1961	2639-69	trim 241	1	4331905
1961	2639-69	trim 242	1	4331906
1961	2837	trim 243	4331910 RH	4331911 LH
1961	2837	trim 244	4331912 RH	4331913 LH
1961	2837	trim 245	4331914 RH	4331915 LH
1961	2837	trim 246	4331916 RH	4331917 LH
1961	2837	trim 247	4331918 RH	4331919 LH
1961	2837	trim 249	4331922 RH	4331923 LH
1961	2837	trim 250	4331924 RH	4331925 LH
1961	2837	trim 251	4331926 RH	4331927 LH
1961	2837	trim 252	4331928 RH	4331929 LH
1961	2839	trim 243	1	4331931
1961	2839	trim 244	1	4331932
1961	2839	trim 245	1	4331933
1961	2839	trim 246	1	4331934
1961	2839	trim 247	1	4331935
1961	2839	trim 249	1	4331938
1961	2839	trim 250	1	4331939
1961	2839	trim 251	1	4331940
1961	2839	trim 252	1	4331941
1961	2867	trim 253-283	1	4331943
1961	2867	trim 254-284	1	4331944
1961	2867	trim 255-285	1	4331945
1961	2867	trim 256-286	1	4331946
1962	2117	trim 206	1	4359831
1962	2117	trim 207	1	4359832
1962	2117	trim 208	1	4359833
1962	2117	trim 209	1	4359834
1962	2117	trim 210	1	4359835
1962	2117	trim 211	1	4359809
1962	2117	trim 213	1	4359811
1962	2117	trim 215	1	4359813
1962	2117	trim 216	1	4362800
1962	2119	trim 201	1	4359815
1962	2119	trim 204	1	4359817
1962	2119	trim 205	1	4359818
1962	2119	trim 206	1	4359820
1962	2119	trim 207	1	4359821
1962	2119	trim 208	1	4359822
1962	2119	trim 209	1	4359823
1962	2119	trim 210	1	4359824
1962	2119	trim 214	1	4359812
1962	2119	trim 217	1	4369763
1962	2127	trim 201	1	4359826
1962	2127	trim 204	1	4359828
1962	2127	trim 205	1	4359829
1962	2167	trim 206	1	4359837
1962	2167	trim 209	1	4359839
1962	2167	trim 210	1	4359840
1962	2167	trim 211	1	4369618
1962	2167	trim 213	1	4369619
1962	2167	trim 214	1	4369620
1962	2167	trim 215	1	4369621
1962	2167	trim 216	1	4362801
1962	2311-69	trim 221	1	4354440
1962	2311-69	trim 222	1	4354441
1962	2311-69	trim 223	1	4354442
1962	2311-69	trim 224	1	4354443
1962	2339	trim 226	1	4354444
1962	2339	trim 227	1	4354445

1962	2339	trim 228	1	4354446
1962	2339	trim 229	1	4354447
1962	2339	trim 230	1	4354448
1962	2339	trim 241	1	4354467
1962	2339	trim 242	1	4354468
1962	2339	trim 243	1	4354469
1962	2339	trim 244	1	4354470
1962	2339	trim 245-w/light maroon seaming lace	1	4354471
1962	2345	trim 231 (3rd seat)	1	4354646
1962	2345	trim 232 (3rd seat)	1	4354647
1962	2345	trim 233 (3rd seat)	1	4354648
1962	2345	trim 234 (3rd seat)	1	4354649
1962	2345	trim 235 (3rd seat)	1	4354650
1962	2347	trim 226	1	4354453
1962	2347	trim 227	1	4354454
1962	2347	trim 228	1	4354455
1962	2347	trim 229	1	4354456
1962	2347	trim 230	1	4354457
1962	2347	trim 241	1	4354474
1962	2347	trim 242	1	4354475
1962	2347	trim 243	1	4354476
1962	2347	trim 244	1	4354477
1962	2347	trim 245-w/light maroon seaming lace	1	4354478
1962	2367	trim 236 (■)	1	4354459
1962	2367	trim 237 (■)	1	4354460
1962	2367	trim 239 (■)	1	4354462
1962	2367	trim 240 (■)	1	4354463
1962	2367	trim 236 (■ ■)	1	4371768
1962	2367	trim 237 (■ ■)	1	4371769
1962	2367	trim 239 (■ ■)	1	4371770
1962	2367	trim 240 (■ ■)	1	4371771
1962	2639-69	trim 246	1	4354480
1962	2639-69	trim 247	1	4354481
1962	2639-69	trim 249	1	4354482
1962	2639-69	trim 251	1	4354489
1962	2639-69	trim 252	1	4354490
1962	2639-69	trim 254	1	4354491
1962	2639-69	trim 255-w/ivory inlays	1	4354492
1962	2639-69	trim 255-w/light maroon inlays	1	4372203
1962	2839	trim 256	1	4354494
1962	2839	trim 257	1	4354495
1962	2839	trim 258	1	4354496
1962	2839	trim 259	1	4354497
1962	2839	trim 260	1	4354498
1962	2839	trim 261	1	4354501
1962	2839	trim 262	1	4354502
1962	2839	trim 263	1	4354503
1962	2839	trim 264	1	4354504
1962	2839	trim 265	1	4354505
1962	2847	trim 256	4354654 RH	4354655 LH
1962	2847	trim 257	4354656 RH	4354657 LH
1962	2847	trim 258	4354658 RH	4354659 LH
1962	2847	trim 259	4354660 RH	4354661 LH
1962	2847	trim 260	4354662 RH	4354663 LH
1962	2847	trim 261	4354516 RH	4354517 LH
1962	2847	trim 262	4354518 RH	4354519 LH
1962	2847	trim 263	4354520 RH	4354521 LH
1962	2847	trim 264	4354522 RH	4354523 LH
1962	2847	trim 265	4354524 RH	4354525 LH
1962	2867	trim 266-276		1 4354527
1962	2867	trim 267-277		1 4354528
1962	2867	trim 268-278		1 4354529
1962	2867	trim 269-279		1 4354530
1962	2947	trim 281-284-285	4370304 RH	4370305 LH
1962	2947	trim 289	4370306 RH	4370307 LH

1962	2947	trim 296	4370308 RH	4370309 LH
1962	2947	trim 297	4370310 RH	4370311 LH
1962	2947	trim 298	4370312 RH	4370313 LH

- ▲NOTE: 1st type w/medium facing colors & dark cushion & back cover upper & outer colors.
- ▲▲NOTE: 2nd type w/dark facing colors & medium cushion & back cover upper & outer colors.
- NOTE: 1st type includes back of rear back trim.
- NOTE: 2nd type less back of rear back trim.

15.000 TRIM ASSY., BACK OF REAR SEAT BACK

1961	2867	trim 253-283	1	4339983
1961	2867	trim 254-284	1	4339984
1961	2867	trim 255-285	1	4339985
1961	2867	trim 256-286	1	4339986
1962	2167	trim 206	1	4371516
1962	2167	trim 209	1	4371517
1962	2167	trim 210	1	4371518
1962	2167	trim 211	1	4371528
1962	2167	trim 213	1	4371519
1962	2167	trim 214	1	4371529
1962	2167	trim 215	1	4371530
1962	2167	trim 216	1	4371798
1962	2367	trim 236 (▲)	1	4371502
1962	2367	trim 237 (▲)	1	4371503
1962	2367	trim 239 (▲)	1	4371504
1962	2367	trim 240 (▲)	1	4371505
1962	2867	trim 266-276	1	4371466
1962	2867	trim 267-277	1	4354533
1962	2867	trim 268-278	1	4354534
1962	2867	trim 269-279	1	4354535

▲NOTE: Use w/2nd type rear seat back trim less back of rear back trim.

15.011 VALANCE, REAR SEAT BACK

1961-62	2867		4810021 RH	4810022 LH
---------	------	--	------------	------------

15.024 TRIM ASSEMBLY, REAR SEAT BACK COMPARTMENT SHELF

1961	2117	trim 276	1	4356819
1961	2117	trim 277	1	4356820
1961	2117	trim 278	1	4356821
1961	2117	trim 279	1	4356822
1961	2117	trim 280	1	4356823
1961	2119	trim 262-272	1	4347177
1961	2119	trim 263-273	1	4346805
1961	2119	trim 264-274	1	4328035
1961	2119	trim 265-275	1	4328036
1961	2119	trim 271-298	1	4328032
1961	2127	trim 262	1	4341589
1961	2127	trim 263	1	4341590
1961	2127	trim 264	1	4341591
1961	2127	trim 265	1	4341592
1961	2311-69	trim 201-less speaker	1	4330733
1961	2311-69	trim 201-w/speaker	1	4330762
1961	2311-69	trim 202-less speaker	1	4330734
1961	2311-69	trim 202-w/speaker	1	4332036
1961	2311-69	trim 203-less speaker	1	4330735
1961	2311-69	trim 203-w/speaker	1	4332037
1961	2311-69	trim 204-less speaker	1	4338277
1961	2311-69	trim 204-w/speaker	1	4330765
1961	2337	trim 206-less speaker	1	4330738
1961	2337	trim 206-w/speaker	1	4330750
1961	2337	trim 207-less speaker	1	4330739
1961	2337	trim 207-w/speaker	1	4330751

1961	2337	trim 208-less speaker	1	4330740
1961	2337	trim 208-w/speaker	1	4330752
1961	2337	trim 209-less speaker	1	4330741
1961	2337	trim 209-w/speaker	1	4330753
1961	2337	trim 210-less speaker	1	4330742
1961	2337	trim 210-w/speaker	1	4330754
1961	2339	trim 206-less speaker	1	4330744
1961	2339	trim 206-w/speaker	1	4330756
1961	2339	trim 207-less speaker	1	4330745
1961	2339	trim 207-w/speaker	1	4330757
1961	2339	trim 208-less speaker	1	4330746
1961	2339	trim 208-w/speaker	1	4330758
1961	2339	trim 209-less speaker	1	4330747
1961	2339	trim 209-w/speaker	1	4330759
1961	2339	trim 210-less speaker	1	4338285
1961	2339	trim 210-w/speaker	1	4330760
1961	2537	trim 224	1	4330750
1961	2537	trim 225	1	4330751
1961	2537	trim 226	1	4330752
1961	2537	trim 227	1	4330753
1961	2537	trim 228	1	4330754
1961	2539, 2639, 2839	trim 224-229-243	1	4330756
1961	2539, 2639, 2839	trim 225-230-239-244-249	1	4330757
1961	2539, 2639, 2839	trim 226-231-240-245-250	1	4330758
1961	2539, 2639, 2839	trim 227-241-246-251	1	4330759
1961	2539, 2639, 2839	trim 228-242-247-252	1	4330760
1961	2669	trim 229	1	4330762
1961	2669	trim 230-239	1	4330763
1961	2669	trim 231-240	1	4330764
1961	2669	trim 241	1	4330765
1961	2669	trim 242	1	4330766
1961	2837	trim 243	1	4332039
1961	2837	trim 244-249	1	4332040
1961	2837	trim 245-250	1	4332041
1961	2837	trim 246-251	1	4332042
1961	2837	trim 247-252	1	4332043
1962	2117	trim 206-215	1	4361499
1962	2117	trim 207	1	4361500
1962	2117	trim 208	1	4361501
1962	2117	trim 209	1	4361502
1962	2117	trim 210-213	1	4361503
1962	2117	trim 211-216	1	4369777
1962	2117	trim 214	1	4369778
1962	2119	trim 201-206	1	4369771
1962	2119	trim 204-209	1	4369773
1962	2119	trim 205-210	1	4369774
1962	2119	trim 207	1	4369772
1962	2119	trim 208	1	4369775
1962	2119	trim 217	1	4369776
1962	2127	trim 201	1	4360183
1962	2127	trim 204	1	4360184
1962	2127	trim 205	1	4370795
1962	2311-69	trim 221-less speaker	1	4351720
1962	2311-69	trim 221-w/speaker	1	4353468
1962	2311-69	trim 222-less speaker	1	4351721
1962	2311-69	trim 222-w/speaker	1	4353469
1962	2311-69	trim 223-less speaker	1	4351719
1962	2311-69	trim 223-w/speaker	1	4353470
1962	2311-69	trim 224-less speaker	1	4351722
1962	2311-69	trim 224-w/speaker	1	4353471
1962	2339	trim 226-less speaker	1	4351732
1962	2339	trim 226-241 w/speaker	1	4353482
1962	2339	trim 227-less speaker	1	4351733
1962	2339	trim 227-242-w/speaker	1	4353483
1962	2339	trim 228-less speaker	1	4351731

1962	2339	trim 228-243-w/speaker	1	4353484
1962	2339	trim 229-less speaker	1	4351734
1962	2339	trim 229-244-w/speaker	1	4353485
1962	2339	trim 230-less speaker	1	4353480
1962	2339	trim 230-245-w/speaker	1	4353486
1962	2347	trim 226-less speaker	1	4351739
1962	2347	trim 226-241-w/speaker	1	4353475
1962	2347	trim 227-less speaker	1	4351740
1962	2347	trim 227-242-w/speaker	1	4353476
1962	2347	trim 228-less speaker	1	4351738
1962	2347	trim 228-243-w/speaker	1	4353477
1962	2347	trim 229-less speaker	1	4351741
1962	2347	trim 229-244-w/speaker	1	4353478
1962	2347	trim 230-less speaker	1	4353473
1962	2347	trim 230-245-w/speaker	1	4353479
1962	2639, 2839	trim 246-251-256-261	1	4353482
1962	2639, 2839	trim 247-252-257-263	1	4353483
1962	2639, 2839	trim 249-254-259-264	1	4353485
1962	2639, 2839	trim 255-260-265	1	4353486
1962	2669	trim 246-251	1	4353468
1962	2669	trim 247-252	1	4353469
1962	2669	trim 249-254	1	4353471
1962	2669	trim 255	1	4353472
1962	2839	trim 258-263	1	4353484
1962	2847, 2947	trim 256-261-298	1	4353488
1962	2847, 2947	trim 257-262-285	1	4353489
1962	2847	trim 258-263	1	4353490
1962	2847, 2947	trim 259-264	1	4353491
1962	2847, 2947	trim 260-265-284-296	1	4353492
1962	2947	trim 281-289	1	4369681
1962	2947	trim 297	1	4369682
1961	2837	INSULATOR, rear compt. front and shelf panel	1	4814617
1961	2839		1	4813150
1962	2947		1	4844364
1961-62	2311-37-47-39-69, 25, 26, 2839	CLIP, rear compt. front and shelf panel insulator Front	5	4749319

15.033 CUSHION ASSEMBLY, REAR SEAT (TRIMMED)

THE FOLLOWING PART NUMBERS REQUIRE SPECIAL FABRICATION AND IF ORDERED IN ERROR ARE NOT RETURNABLE - CHECK YOUR ORDERS AND SPECIFY BODY STYLE AND TRIM NUMBERS.

1961	2117	trim 276	1	4348326
1961	2117	trim 276-w/rubber pad	1	4348332
1961	2117	trim 277	1	4348327
1961	2117	trim 277-w/rubber pad	1	4348333
1961	2117	trim 278	1	4348328
1961	2117	trim 278-w/rubber pad	1	4348334
1961	2117	trim 279	1	4348329
1961	2117	trim 279-w/rubber pad	1	4348335
1961	2117	trim 280	1	4348330
1961	2117	trim 280-w/rubber pad	1	4348336
1961	2119	trim 262	1	4330103
1961	2119	trim 262-w/rubber pad	1	4344823
1961	2119	trim 263	1	4330104
1961	2119	trim 263-w/rubber pad	1	4344824
1961	2119	trim 264	1	4330105
1961	2119	trim 264-w/rubber pad	1	4344825
1961	2119	trim 265-w/rubber pad	1	4344826
1961	2119	trim 265	1	4330106
1961	2119	trim 271	1	4344828

1961	2119	trim 271-w/rubber pad	1	4344834
1961	2119	trim 272	1	4344829
1961	2119	trim 272-w/rubber pad	1	4344835
1961	2119	trim 273	1	4344830
1961	2119	trim 273-w/rubber pad	1	4344836
1961	2119	trim 274	1	4341573
1961	2119	trim 274-w/rubber pad	1	4341575
1961	2119	trim 275	1	4341574
1961	2119	trim 275-w/rubber pad	1	4341576
1961	2119	trim 298	1	4341572
1961	2127	trim 262	1	4348316
1961	2127	trim 262-w/rubber pad	1	4348321
1961	2127	trim 263	1	4348317
1961	2127	trim 263-w/rubber pad	1	4348322
1961	2127	trim 264	1	4348318
1961	2127	trim 264-w/rubber pad	1	4348323
1961	2127	trim 265	1	4348319
1961	2127	trim 265 w/rubber pad	1	4348324
1961	2135	trim 272 (2nd seat)	1	4344840
1961	2135	trim 272-w/rubber pad (2nd seat)	1	4344845
1961	2135	trim 273 (2nd seat)	1	4344841
1961	2135	trim 273-w/rubber pad (2nd seat)	1	4344846
1961	2135	trim 274 (2nd seat)	1	4344842
1961	2135	trim 274-w/rubber pad (2nd seat)	1	4344847
1961	2135	trim 275 (2nd seat)	1	4344843
1961	2135	trim 275-w/rubber pad (2nd seat)	1	4344848
1961	2135	trim 298 (2nd seat)	1	4344850
1961	2135	trim 298-w/rubber pad (2nd seat)	1	4344852
1961	2311	trim 201	1	4334398
1961	2311	trim 201-w/rubber pad	1	4334403
1961	2311	trim 202	1	4334399
1961	2311	trim 202-w/rubber pad	1	4334404
1961	2311	trim 203	1	4334400
1961	2311	trim 203-w/rubber pad	1	4334405
1961	2311	trim 204	1	4334401
1961	2311	trim 204-w/rubber pad	1	4334406
1961	2337	trim 206	1	4334408
1961	2337	trim 207	1	4334409
1961	2337	trim 208	1	4334410
1961	2337	trim 209	1	4334411
1961	2337	trim 210	1	4334412
1961	2339	trim 206	1	4334414
1961	2339	trim 206-w/rubber pad	1	4334420
1961	2339	trim 207	1	4334415
1961	2339	trim 207-w/rubber pad	1	4334421
1961	2339	trim 208	1	4334416
1961	2339	trim 208-w/rubber pad	1	4334422
1961	2339	trim 209	1	4334417
1961	2339	trim 209-w/rubber pad	1	4334423
1961	2339	trim 210	1	4334418
1961	2339	trim 210-w/rubber pad	1	4334424
1961	2367	trim 212 (▲)	1	4334426
1961	2367	trim 212 (▲▲)	1	4351983
1961	2367	trim 213 (▲)	1	4334427
1961	2367	trim 213 (▲▲)	1	4351984
1961	2367	trim 214 (▲)	1	4334428
1961	2367	trim 214 (▲▲)	1	4351985
1961	2367	trim 215 (▲)	1	4334429
1961	2367	trim 215 (▲▲)	1	4351986
1961	2367	trim 216 (▲)	1	4334430
1961	2367	trim 216 (▲▲)	1	4351987
1961	2369	trim 201	1	4334432
1961	2369	trim 201-w/rubber pad	1	4334437
1961	2369	trim 202	1	4334433

1961	2369	trim 202-w/rubber pad	1	4334438
1961	2369	trim 203	1	4334434
1961	2369	trim 203-w/rubber pad	1	4334439
1961	2369	trim 204	1	4334435
1961	2369	trim 204-w/rubber pad	1	4334440
1961	2537	trim 224	1	4334444
1961	2537	trim 225	1	4334445
1961	2537	trim 226	1	4334446
1961	2537	trim 227	1	4334447
1961	2537	trim 228	1	4334448
1961	2539	trim 224	1	4334450
1961	2539	trim 224-w/rubber pad	1	4334456
1961	2539	trim 225	1	4334451
1961	2539	trim 225-w/rubber pad	1	4334457
1961	2539	trim 226	1	4334452
1961	2539	trim 226-w/rubber pad	1	4334458
1961	2539	trim 227	1	4334453
1961	2539	trim 227-w/rubber pad	1	4334459
1961	2539	trim 228	1	4334454
1961	2539	trim 228-w/rubber pad	1	4334460
1961	2639-69	trim 229	1	4334462
1961	2639-69	trim 229-w/rubber pad	1	4334466
1961	2639-69	trim 230	1	4334463
1961	2639-69	trim 230-w/rubber pad	1	4334467
1961	2639-69	trim 231	1	4334464
1961	2639-69	trim 231-w/rubber pad	1	4334468
1961	2639-69	trim 239	1	4334470
1961	2639-69	trim 239-w/rubber pad	1	4334475
1961	2639-69	trim 240	1	4334471
1961	2639-69	trim 240-w/rubber pad	1	4334476
1961	2639-69	trim 241	1	4334472
1961	2639-69	trim 241-w/rubber pad	1	4334477
1961	2639-69	trim 242	1	4334473
1961	2639-69	trim 242-w/rubber pad	1	4334478
1961	2837	trim 243	1	4334480
1961	2837	trim 244	1	4334481
1961	2837	trim 245	1	4334482
1961	2837	trim 246	1	4334483
1961	2837	trim 247	1	4334484
1961	2837	trim 249	1	4334486
1961	2837	trim 250	1	4334487
1961	2837	trim 251	1	4334488
1961	2837	trim 252	1	4334489
1961	2839	trim 243	1	4334491
1961	2839	trim 244	1	4334492
1961	2839	trim 245	1	4334493
1961	2839	trim 246	1	4334494
1961	2839	trim 247	1	4334495
1961	2839	trim 249	1	4334497
1961	2839	trim 250	1	4334498
1961	2839	trim 251	1	4334499
1961	2839	trim 252	1	4334500
1961	2867	trim 253-283	1	4334502
1961	2867	trim 254-284	1	4334503
1961	2867	trim 255-285	1	4334504
1961	2867	trim 256-286	1	4334505
1962	2117	trim 206	1	4367235
1962	2117	trim 206-w/rubber pad	1	4367241
1962	2117	trim 207	1	4367236
1962	2117	trim 207-w/rubber pad	1	4367242
1962	2117	trim 208	1	4367237
1962	2117	trim 208-w/rubber pad	1	4367243
1962	2117	trim 209	1	4367238
1962	2117	trim 209-w/rubber pad	1	4367244

1962	2117	trim 210	1	4367239
1962	2117	trim 210-w/rubber pad	1	4367245
1962	2117	trim 211	1	4367247
1962	2117	trim 211-w/rubber pad	1	4367253
1962	2117	trim 213	1	4367249
1962	2117	trim 213-w/rubber pad	1	4367255
1962	2117	trim 214	1	4367250
1962	2117	trim 214-w/rubber pad	1	4367256
1962	2117	trim 215	1	4367251
1962	2117	trim 215-w/rubber pad	1	4367257
1962	2117	trim 216	1	4372085
1962	2117	trim 216-w/rubber pad	1	4372086
1962	2119	trim 201	1	4367259
1962	2119	trim 201-w/rubber pad	1	4367263
1962	2119	trim 204	1	4367260
1962	2119	trim 204-w/rubber pad	1	4367264
1962	2119	trim 205	1	4367261
1962	2119	trim 205-w/rubber pad	1	4367265
1962	2119	trim 206	1	4367267
1962	2119	trim 206-w/rubber pad	1	4367273
1962	2119	trim 207	1	4367268
1962	2119	trim 207-w/rubber pad	1	4367274
1962	2119	trim 208	1	4367269
1962	2119	trim 208-w/rubber pad	1	4367275
1962	2119	trim 209	1	4367270
1962	2119	trim 209-w/rubber pad	1	4367276
1962	2119	trim 210	1	4367271
1962	2119	trim 210-w/rubber pad	1	4367277
1962	2127	trim 201	1	4367281
1962	2127	trim 201-w/rubber pad	1	4367285
1962	2127	trim 204	1	4367282
1962	2127	trim 204-w/rubber pad	1	4367286
1962	2127	trim 205	1	4367283
1962	2127	trim 205-w/rubber pad	1	4367287
1962	2135	trim 206 (2nd seat)	1	4367337
1962	2135	trim 206-w/rubber pad (2nd seat)	1	4367343
1962	2135	trim 207 (2nd seat)	1	4367338
1962	2135	trim 207-w/rubber pad (2nd seat)	1	4367344
1962	2135	trim 208 (2nd seat)	1	4367339
1962	2135	trim 208-w/rubber pad (2nd seat)	1	4367345
1962	2135	trim 209 (2nd seat)	1	4367340
1962	2135	trim 209-w/rubber pad (2nd seat)	1	4367346
1962	2135	trim 210 (2nd seat)	1	4367341
1962	2135	trim 210-w/rubber pad (2nd seat)	1	4367347
1962	2135	trim 217 (2nd seat)	1	4367349
1962	2135	trim 217-w/rubber pad (2nd seat)	1	4367352
1962	2135	trim 218 (2nd seat)	1	4367350
1962	2135	trim 218-w/rubber pad (2nd seat)	1	4367353
1962	2167	trim 206	1	4367293
1962	2167	trim 206-w/rubber pad	1	4367297
1962	2167	trim 209	1	4367294
1962	2167	trim 209-w/rubber pad	1	4367298
1962	2167	trim 210	1	4367295
1962	2167	trim 210-w/rubber pad	1	4367299
1962	2167	trim 211	1	4367301
1962	2167	trim 211-w/rubber pad	1	4367307
1962	2167	trim 213	1	4367303
1962	2167	trim 213-w/rubber pad	1	4367309
1962	2167	trim 214	1	4367304
1962	2167	trim 214-w/rubber pad	1	4367310
1962	2167	trim 215	1	4367305
1962	2167	trim 215-w/rubber pad	1	4367311
1962	2167	trim 216	1	4372087
1962	2167	trim 216-w/rubber pad	1	4372088
1962	2311	trim 221	1	4355436

1962	2311	trim 221-w/rubber pad	1	4355441
1962	2311	trim 222	1	4355437
1962	2311	trim 222-w/rubber pad	1	4355442
1962	2311	trim 223	1	4355438
1962	2311	trim 223-w/rubber pad	1	4355443
1962	2311	trim 224	1	4355439
1962	2311	trim 224-w/rubber pad	1	4355444
1962	2339	trim 226	1	4355446
1962	2339	trim 226-w/rubber pad	1	4355456
1962	2339	trim 227	1	4355447
1962	2339	trim 227-w/rubber pad	1	4355457
1962	2339	trim 228	1	4355448
1962	2339	trim 228-w/rubber pad	1	4355458
1962	2339	trim 229	1	4355449
1962	2339	trim 229-w/rubber pad	1	4355459
1962	2339	trim 230	1	4355450
1962	2339	trim 230-w/rubber pad	1	4355460
1962	2339	trim 241	1	4355495
1962	2339	trim 241-w/rubber pad	1	4355501
1962	2339	trim 242	1	4355496
1962	2339	trim 242-w/rubber pad	1	4355502
1962	2339	trim 243	1	4355497
1962	2339	trim 243-w/rubber pad	1	4355503
1962	2339	trim 244	1	4355498
1962	2339	trim 244-w/rubber pad	1	4355504
1962	2339	trim 245-w/light maroon seaming lace	1	4355499
1962	2339	trim 245-w/rubber pad-w/light maroon seaming lace	1	4355505
1962	2347	trim 226	1	4355477
1962	2347	trim 227	1	4355478
1962	2347	trim 228	1	4355479
1962	2347	trim 229	1	4355480
1962	2347	trim 230	1	4355481
1962	2347	trim 241	1	4355513
1962	2347	trim 242	1	4355514
1962	2347	trim 243	1	4355515
1962	2347	trim 244	1	4355516
1962	2347	trim 245-w/light maroon seaming lace	1	4355517
1962	2367	trim 236	1	4355489
1962	2367	trim 237	1	4355490
1962	2367	trim 239	1	4355492
1962	2367	trim 240	1	4355493
1962	2369	trim 221	1	4355451
1962	2369	trim 221-w/rubber pad	1	4355461
1962	2369	trim 222	1	4355452
1962	2369	trim 222-w/rubber pad	1	4355462
1962	2369	trim 223	1	4355453
1962	2369	trim 223-w/rubber pad	1	4355463
1962	2369	trim 224	1	4355454
1962	2369	trim 224-w/rubber pad	1	4355464
1962	2639-69	trim 246	1	4355519
1962	2639-69	trim 246-w/rubber pad	1	4355523
1962	2639-69	trim 247	1	4355520
1962	2639-69	trim 247-w/rubber pad	1	4355524
1962	2639-69	trim 249	1	4355521
1962	2639-69	trim 249-w/rubber pad	1	4355525
1962	2639-69	trim 251	1	4355527
1962	2639-69	trim 251-w/rubber pad	1	4355532
1962	2639-69	trim 252	1	4355528
1962	2639-69	trim 252-w/rubber pad	1	4355533
1962	2639-69	trim 254	1	4355529
1962	2639-69	trim 254-w/rubber pad	1	4355534
1962	2639-69	trim 255	1	4355530
1962	2639-69	trim 255-w/rubber pad	1	4355535
1962	2839	trim 256	1	4355537
1962	2839	trim 257	1	4355538

1962	2839	trim 258	1	4355539
1962	2839	trim 259	1	4355540
1962	2839	trim 260	1	4355541
1962	2839	trim 261	1	4355543
1962	2839	trim 262	1	4355544
1962	2839	trim 263	1	4355545
1962	2839	trim 264	1	4355546
1962	2839	trim 265	1	4355547
1962	2847	trim 256	1	4355549
1962	2847	trim 257	1	4355550
1962	2847	trim 258	1	4355551
1962	2847	trim 259	1	4355552
1962	2847	trim 260	1	4355553
1962	2847	trim 261	1	4355555
1962	2847	trim 262	1	4355556
1962	2847	trim 263	1	4355557
1962	2847	trim 264	1	4355558
1962	2847	trim 265	1	4355559
1962	2867	trim 266-276	1	4355561
1962	2867	trim 267-277	1	4355562
1962	2867	trim 268-278	1	4355563
1962	2867	trim 269-279	1	4355564
1962	2947	trim 281-284-285	1	4371464
1962	2947	trim 289	1	4371346
1962	2947	trim 296	1	4371347
1962	2947	trim 297	1	4371348
1962	2947	trim 298	1	4371349

▲NOTE: 1st type w/medium facing color and dark cushion and back cover upper and outer colors.

▲▲NOTE: 2nd type w/dark facing color and medium cushion and back cover upper and outer colors.

15.035 TRIM ASSEMBLY, REAR AND THIRD SEAT CUSHION

1961	2117	trim 276	1	4346091
1961	2117	trim 277	1	4346092
1961	2117	trim 278	1	4346093
1961	2117	trim 279	1	4346094
1961	2117	trim 280	1	4346095
1961	2119	trim 262	1	4344719
1961	2119	trim 263	1	4344720
1961	2119	trim 264	1	4344721
1961	2119	trim 265	1	4344722
1961	2119	trim 271	1	4344724
1961	2119	trim 272	1	4344725
1961	2119	trim 273	1	4344726
1961	2119	trim 274	1	4347312
1961	2119	trim 275	1	4347313
1961	2119	trim 298	1	4347471
1961	2127	trim 262	1	4346086
1961	2127	trim 263	1	4346087
1961	2127	trim 264	1	4346088
1961	2127	trim 265	1	4346089
1961	2311	trim 201	1	4331773
1961	2311	trim 202	1	4331774
1961	2311	trim 203	1	4331775
1961	2311	trim 204	1	4331776
1961	2337	trim 206	1	4331778
1961	2337	trim 207	1	4331779
1961	2337	trim 208	1	4331780
1961	2337	trim 209	1	4331781
1961	2337	trim 210	1	4331782
1961	2339	trim 206	1	4331784
1961	2339	trim 207	1	4331785
1961	2339	trim 208	1	4331786
1961	2339	trim 209	1	4331787
1961	2339	trim 210	1	4331788

1961	2345	trim 218 (3rd seat) (▲)	1	4332016
1961	2345	trim 218 (3rd seat) (▲▲)	1	4351675
1961	2345	trim 219 (3rd seat) (▲)	1	4332017
1961	2345	trim 219 (3rd seat) (▲▲)	1	4351676
1961	2345	trim 220 (3rd seat) (▲)	1	4332018
1961	2345	trim 220 (3rd seat) (▲▲)	1	4351677
1961	2345	trim 221 (3rd seat) (▲)	1	4332019
1961	2345	trim 221 (3rd seat) (▲▲)	1	4351678
1961	2345	trim 222 (3rd seat) (▲)	1	4332020
1961	2345	trim 222 (3rd seat) (▲▲)	1	4351679
1961	2367	trim 212 (▲)	1	4331790
1961	2367	trim 212 (▲▲)	1	4351640
1961	2367	trim 213 (▲)	1	4331791
1961	2367	trim 213 (▲▲)	1	4351641
1961	2367	trim 214 (▲)	1	4331792
1961	2367	trim 214 (▲▲)	1	4351642
1961	2367	trim 215 (▲)	1	4331793
1961	2367	trim 215 (▲▲)	1	4351643
1961	2367	trim 216 (▲)	1	4331794
1961	2367	trim 216 (▲▲)	1	4351644
1961	2369	trim 201	1	4331796
1961	2369	trim 202	1	4331797
1961	2369	trim 203	1	4331798
1961	2369	trim 204	1	4331799
1961	2537	trim 224	1	4331803
1961	2537	trim 225	1	4331804
1961	2537	trim 226	1	4331805
1961	2537	trim 227	1	4331806
1961	2537	trim 228	1	4331807
1961	2539	trim 224	1	4331809
1961	2539	trim 225	1	4331810
1961	2539	trim 226	1	4331811
1961	2539	trim 227	1	4331812
1961	2539	trim 228	1	4331813
1961	2639-69	trim 229	1	4331815
1961	2639-69	trim 230	1	4331816
1961	2639-69	trim 231	1	4331817
1961	2639-69	trim 239	1	4331819
1961	2639-69	trim 240	1	4331820
1961	2639-69	trim 241	1	4331821
1961	2639-69	trim 242	1	4331822
1961	2837	trim 243	1	4331824
1961	2837	trim 244	1	4331825
1961	2837	trim 245	1	4331826
1961	2837	trim 246	1	4331827
1961	2837	trim 247	1	4331828
1961	2837	trim 249	1	4331830
1961	2837	trim 250	1	4331831
1961	2837	trim 251	1	4331832
1961	2837	trim 252	1	4331833
1961	2839	trim 243	1	4331835
1961	2839	trim 244	1	4331836
1961	2839	trim 245	1	4331837
1961	2839	trim 246	1	4331838
1961	2839	trim 247	1	4331839
1961	2839	trim 249	1	4331841
1961	2839	trim 250	1	4331842
1961	2839	trim 251	1	4331843
1961	2839	trim 252	1	4331844
1961	2867	trim 253-283	1	4331846
1961	2867	trim 254-284	1	4331847
1961	2867	trim 255-285	1	4331848
1961	2867	trim 256-286	1	4331849
1962	2117	trim 206	1	4359763
1962	2117	trim 207	1	4359764
1962	2117	trim 208	1	4359765

1962	2117	trim 209	1	4359766
1962	2117	trim 210	1	4359767
1962	2117	trim 211	1	4359725
1962	2117	trim 213	1	4359727
1962	2117	trim 214	1	4359728
1962	2117	trim 215	1	4359729
1962	2117	trim 216	1	4362798
1962	2119	trim 201	1	4359746
1962	2119	trim 204	1	4359748
1962	2119	trim 205	1	4359749
1962	2119	trim 206	1	4359751
1962	2119	trim 207	1	4359752
1962	2119	trim 208	1	4359753
1962	2119	trim 209	1	4359754
1962	2119	trim 210	1	4359755
1962	2119	trim 217	1	4369625
1962	2127	trim 201	1	4359758
1962	2127	trim 204	1	4359760
1962	2127	trim 205	1	4359761
1962	2167	trim 206	1	4359770
1962	2167	trim 209	1	4359772
1962	2167	trim 210	1	4359773
1962	2167	trim 211	1	4369613
1962	2167	trim 213	1	4369614
1962	2167	trim 214	1	4369615
1962	2167	trim 215	1	4369616
1962	2167	trim 216	1	4362799
1962	2311	trim 221	1	4354360
1962	2311	trim 222	1	4354361
1962	2311	trim 223	1	4354362
1962	2311	trim 224	1	4354363
1962	2339	trim 226	1	4354365
1962	2339	trim 227	1	4354366
1962	2339	trim 228	1	4354367
1962	2339	trim 229	1	4354368
1962	2339	trim 230	1	4354369
1962	2339	trim 241	1	4354387
1962	2339	trim 242	1	4354388
1962	2339	trim 243	1	4354389
1962	2339	trim 244	1	4354390
1962	2339	trim 245-w/light maroon seaming lace	1	4354391
1962	2345	trim 231 (3rd seat)	1	4354640
1962	2345	trim 232 (3rd seat)	1	4354641
1962	2345	trim 233 (3rd seat)	1	4354642
1962	2345	trim 234 (3rd seat)	1	4354643
1962	2345	trim 235 (3rd seat)	1	4354644
1962	2347	trim 226	1	4354375
1962	2347	trim 227	1	4354376
1962	2347	trim 228	1	4354377
1962	2347	trim 229	1	4354378
1962	2347	trim 230	1	4354379
1962	2347	trim 241	1	4354393
1962	2347	trim 242	1	4354394
1962	2347	trim 243	1	4354395
1962	2347	trim 244	1	4354396
1962	2347	trim 245-w/light maroon seaming lace	1	4354397
1962	2367	trim 236	1	4354381
1962	2367	trim 237	1	4354382
1962	2367	trim 239	1	4354384
1962	2367	trim 240	1	4354385
1962	2369	trim 221	1	4354370
1962	2369	trim 222	1	4354371
1962	2369	trim 223	1	4354372
1962	2369	trim 224	1	4354373
1962	2639-69	trim 246	1	4354399
1962	2639-69	trim 247	1	4354400
1962	2639-69	trim 249	1	4354401

1962	2639-69	trim 251	1	4354406
1962	2639-69	trim 252	1	4354407
1962	2639-69	trim 254	1	4354408
1962	2639-69	trim 255	1	4354409
1962	2839	trim 256	1	4354411
1962	2839	trim 257	1	4354412
1962	2839	trim 258	1	4354413
1962	2839	trim 259	1	4354414
1962	2839	trim 260	1	4354415
1962	2839	trim 261	1	4354417
1962	2839	trim 262	1	4354418
1962	2839	trim 263	1	4354419
1962	2839	trim 264	1	4354420
1962	2839	trim 265	1	4354421
1962	2847	trim 256	1	4354423
1962	2847	trim 257	1	4354424
1962	2847	trim 258	1	4354425
1962	2847	trim 259	1	4354426
1962	2847	trim 260	1	4354427
1962	2847	trim 261	1	4354429
1962	2847	trim 262	1	4354430
1962	2847	trim 263	1	4354431
1962	2847	trim 264	1	4354432
1962	2847	trim 265	1	4354433
1962	2867	trim 266-276	1	4354435
1962	2867	trim 267-277	1	4354436
1962	2867	trim 268-278	1	4354437
1962	2867	trim 269-279	1	4354438
1962	2947	trim 281-284-285	1	4370294
1962	2947	trim 289	1	4370295
1962	2947	trim 296	1	4370296
1962	2947	trim 297	1	4370297
1962	2947	trim 298	1	4370298

▲NOTE: 1st type w/medium facing colors & dark cushion & back cover upper & outer colors.
▲NOTE: 2nd type w/dark facing colors & medium cushion & back cover upper & outer colors.

15.036 PAD, REAR SEAT CUSHION (RUBBER)

1961-62	2119		1	4811046
1961	2119		1	4808866
1961-62	2117-27		1	4836025
1961-62	2135		1	4809043
1961-62	2311		1	4817513
1961	2335-45	fldg. second seat	1	4819269
1961	2335-45	rear seat	1	4830660
1961-62	2335-45	w/split back second seat	1	4833482
1961-62	2337-47, 2537, 2837-47, 2947		1	4817679
1961	2339-69, 2539, 2639-69		1	4818134
1961-62	2367, 2867		1	4817680
1961-62	2539, 2639-69	std. weight	1	4833484
1961	2735		1	4819269
1961-62	2839		1	4818134
1962	2167		1	4845561
1962	2335-45	fldg. second seat	1	4843093
1962	2339-69, 2669		1	4818134
1962	2735	fldg. second seat	1	4843093
1962	2735	w/split back second seat	1	4843096

15.039 ARM REST ASSY., REAR SEAT CENTER (TRIMMED)

1961	2837	trim 243	1	4334374
1961	2837	trim 244	1	4334375
1961	2837	trim 245	1	4334376
1961	2837	trim 246	1	4334377
1961	2837	trim 247	1	4334378

1961	2837	trim 249	1	4334380
1961	2837	trim 250	1	4334381
1961	2837	trim 251	1	4334382
1961	2837	trim 252	1	4334383
1961	2839	trim 243	1	4334385
1961	2839	trim 244	1	4334386
1961	2839	trim 245	1	4334387
1961	2839	trim 246	1	4334388
1961	2839	trim 247	1	4334389
1961	2839	trim 249	1	4334391
1961	2839	trim 250	1	4334392
1961	2839	trim 251	1	4334393
1961	2839	trim 252	1	4334394
1962	2839	trim 256	1	4355407
1962	2839	trim 257	1	4355408
1962	2839	trim 258	1	4355409
1962	2839	trim 259	1	4355410
1962	2839	trim 260	1	4355411
1962	2839	trim 261	1	4355413
1962	2839	trim 262	1	4355414
1962	2839	trim 263	1	4355415
1962	2839	trim 264	1	4355416
1962	2839	trim 265	1	4355417
1962	2847	trim 256	1	4355419
1962	2847	trim 257	1	4355420
1962	2847	trim 258	1	4355421
1962	2847	trim 259	1	4355422
1962	2847	trim 260	1	4355423
1962	2847	trim 261	1	4355425
1962	2847	trim 262	1	4355426
1962	2847	trim 263	1	4355427
1962	2847	trim 264	1	4355428
1962	2847	trim 265	1	4355429
1962	2947	trim 281-284-285	1	4371463
1962	2947	trim 289	1	4371341
1962	2947	trim 296	1	4371342
1962	2947	trim 297	1	4371343
1962	2947	trim 298	1	4371344

15.040 TRIM ASSY., REAR SEAT CENTER ARM REST

1961	2837	trim 243	1	4331949
1961	2837	trim 244	1	4331950
1961	2837	trim 245	1	4331951
1961	2837	trim 246	1	4331952
1961	2837	trim 247	1	4331953
1961	2837	trim 249	1	4331955
1961	2837	trim 250	1	4331956
1961	2837	trim 251	1	4331957
1961	2837	trim 252	1	4331958
1961	2839	trim 243	1	4331963
1961	2839	trim 244	1	4331964
1961	2839	trim 245	1	4331965
1961	2839	trim 246	1	4331966
1961	2839	trim 247	1	4331967
1961	2839	trim 249	1	4331969
1961	2839	trim 250	1	4331970
1961	2839	trim 251	1	4331971
1961	2839	trim 252	1	4331972
1962	2839	trim 256	1	4354537
1962	2839	trim 257	1	4354538
1962	2839	trim 258	1	4354539
1962	2839	trim 259	1	4354540
1962	2839	trim 260	1	4354541
1962	2839	trim 261	1	4354543

1962	2839	trim 262	1	4354544
1962	2839	trim 263	1	4354545
1962	2839	trim 264	1	4354546
1962	2839	trim 265	1	4354547
1962	2839	trim 256	1	4354549
1962	2847	trim 257	1	4354550
1962	2847	trim 258	1	4354551
1962	2847	trim 259	1	4354552
1962	2847	trim 260	1	4354553
1962	2847	trim 261	1	4354555
1962	2847	trim 262	1	4354556
1962	2847	trim 263	1	4354557
1962	2847	trim 264	1	4354558
1962	2847	trim 265	1	4354559
1962	2947	trim 281-284-285	1	4370338
1962	2947	trim 289	1	4370339
1962	2947	trim 296	1	4370340
1962	2947	trim 297	1	4370341
1962	2947	trim 298	1	4370342

15.048 TRIM, FLOOR PAN CROSS BAR (UPPER)

1962	2167	trim 206	4361582 RH	4361583 LH
1962	2167	trim 209	4361586 RH	4361587 LH
1962	2167	trim 210	4361588 RH	4361589 LH
1962	2167	trim 211-216	4369796 RH	4369797 LH
1962	2167	trim 213	4369798 RH	4369799 LH
1962	2167	trim 214	4369800 RH	4369801 LH
1962	2167	trim 215	4369802 RH	4369803 LH

15.100 TRIM ASSEMBLY, REAR QUARTER

1961	2117	trim 276	4346022 RH	4346023 LH
1961	2117	trim 277	4346024 RH	4346025 LH
1961	2117	trim 278	4346026 RH	4346027 LH
1961	2117	trim 279	4346028 RH	4346029 LH
1961	2117	trim 280	4346030 RH	4346031 LH
1961	2127	trim 262	4346012 RH	4346013 LH
1961	2127	trim 263	4346014 RH	4346015 LH
1961	2127	trim 264	4346016 RH	4346017 LH
1961	2127	trim 265	4346018 RH	4346019 LH
1961	2135	trim 272	4328190 RH	4328191 LH
1961	2135	trim 272	4328214 RH	4328215 LH
1961	2135	trim 273	4328188 RH	4328189 LH
1961	2135	trim 273	4328212 RH	4328213 LH
1961	2135	trim 274	4328182 RH	4328183 LH
1961	2135	trim 274	4328206 RH	4328207 LH
1961	2135	trim 275	4328184 RH	4328185 LH
1961	2135	trim 275	4328208 RH	4328209 LH
1961	2135	trim 298	4344660 RH	4344661 LH
1961	2135	trim 298	4344662 RH	4344663 LH
1961	2311	trim 201	4331168 RH	4331169 LH
1961	2311	trim 202	4331170 RH	4331171 LH
1961	2311	trim 203	4331172 RH	4331173 LH
1961	2311	trim 204	4331174 RH	4331175 LH
1961	2335-45	trim 218	4331270 RH	4331271 LH
1961	2335-45	trim 219	4343602 RH	4343603 LH
1961	2335-45, 2735	trim 220-291	4343600 RH	4343601 LH
1961	2335-45, 2735	trim 221-292	4343604 RH	4343605 LH
1961	2335-45, 2735	trim 222-293	4331278 RH	4331279 LH
1961	2337	trim 206	4331180 RH	4331181 LH
1961	2337	trim 207	4331182 RH	4331183 LH
1961	2337	trim 208	4331184 RH	4331185 LH

1961	2337	trim 209	4331186	RH	4331187	LH
1961	2337	trim 210	4331188	RH	4331189	LH
1961	2367	trim 212	4331194	RH	4331195	LH
1961	2367	trim 213	4331196	RH	4331197	LH
1961	2367	trim 214	4331198	RH	4331199	LH
1961	2367	trim 215	4331200	RH	4331201	LH
1961	2367	trim 216	4331202	RH	4331203	LH
1961	2537	trim 224	4331208	RH	4331209	LH
1961	2537	trim 225	4331210	RH	4331211	LH
1961	2537	trim 226	4331212	RH	4331213	LH
1961	2537	trim 227	4331214	RH	4331215	LH
1961	2537	trim 228	4331216	RH	4331217	LH
1961	2837	trim 243	4331220	RH	4331221	LH
1961	2837	trim 244-249	4331222	RH	4331223	LH
1961	2837	trim 245-250	4331224	RH	4331225	LH
1961	2837	trim 246-251	4331226	RH	4331227	LH
1961	2837	trim 247-252	4331228	RH	4331229	LH
1961	2867	trim 253-283	4331234	RH	4331235	LH
1961	2867	trim 254-284	4331236	RH	4331237	LH
1961	2867	trim 255-285	4331238	RH	4331239	LH
1961	2867	trim 256-286	4331240	RH	4331241	LH
1962	2117	trim 206	4361710	RH	4361711	LH
1962	2117	trim 207	4361712	RH	4361713	LH
1962	2117	trim 208	4361714	RH	4361715	LH
1962	2117	trim 209	4361716	RH	4361717	LH
1962	2117	trim 210	4361718	RH	4361719	LH
1962	2117	trim 211	4361692	RH	4361693	LH
1962	2117	trim 213	4361696	RH	4361697	LH
1962	2117	trim 214	4361698	RH	4361699	LH
1962	2117	trim 215	4361700	RH	4361701	LH
1962	2117	trim 216	4370838	RH	4370839	LH
1962	2127	trim 201	4361702	RH	4351703	LH
1962	2127	trim 204	4361706	RH	4361707	LH
1962	2127	trim 205	4346018	RH	4346019	LH
1962	2135	trim 206	4360688	RH	4360689	LH
1962	2135	trim 206	4360700	RH	4360701	LH
1962	2135	trim 207	4361724	RH	4361725	LH
1962	2135	trim 207	4361728	RH	4361730	LH
1962	2135	trim 208	4360690	RH	4360691	LH
1962	2135	trim 208	4360702	RH	4360703	LH
1962	2135	trim 209	4360682	RH	4360683	LH
1962	2135	trim 209	4360696	RH	4360697	LH
1962	2135	trim 210-218	4360684	RH	4360685	LH
1962	2135	trim 210-218	4328208	RH	4328209	LH
1962	2135	trim 217	4361726	RH	4361727	LH
1962	2135	trim 217	4361729	RH	4361731	LH
1962	2167	trim 206	4360648	RH	4360649	LH
1962	2167	trim 209	4360650	RH	4360651	LH
1962	2167	trim 210	4361722	RH	4361723	LH
1962	2167	trim 211	4369604	RH	4369605	LH
1962	2167	trim 213	4369606	RH	4369607	LH
1962	2167	trim 214	4369608	RH	4369609	LH
1962	2167	trim 215	4369610	RH	4369611	LH
1962	2167	trim 216	4362794	RH	4362795	LH
1962	2311	trim 221	4353898	RH	4353899	LH
1962	2311	trim 222	4353900	RH	4353901	LH
1962	2311	trim 223	4353902	RH	4353903	LH
1962	2311	trim 224	4353904	RH	4353905	LH
1962	2335-45, 2735	trim 231-280	4352052	RH	4352053	LH
1962	2335-45	trim 232	4353992	RH	4353993	LH
1962	2335-45	trim 233	4353994	RH	4353995	LH
1962	2335-45, 2735	trim 234-282	4353996	RH	4353997	LH
1962	2335-45, 2735	trim 235-283	4331278	RH	4331279	LH
1962	2347	trim 226	4353910	RH	4353911	LH
1962	2347	trim 227	4353912	RH	4353913	LH

1962	2347	trim 228	4353914 RH	4353915 LH
1962	2347	trim 229	4353916 RH	4353917 LH
1962	2347	trim 230	4353918 RH	4353919 LH
1962	2347	trim 241	4353938 RH	4353939 LH
1962	2347	trim 242	4353940 RH	4353941 LH
1962	2347	trim 243	4353942 RH	4353943 LH
1962	2347	trim 244	4353944 RH	4353945 LH
1962	2347	trim 245	4353946 RH	4353947 LH
1962	2367	trim 236	4353924 RH	4353925 LH
1962	2367	trim 237	4353926 RH	4353927 LH
1962	2367	trim 239	4353930 RH	4353931 LH
1962	2367	trim 240	4353932 RH	4353933 LH
1962	2369, 2669	trim 222-247-252	4353984 RH	4353985 LH
1962	2369	trim 223	4353986 RH	4353987 LH
1962	2369, 2669	trim 224-249-254	4353988 RH	4353989 LH
1962	2669	trim 255	4353990 RH	4353991 LH
1962	2847	trim 256-261	4353950 RH	4353951 LH
1962	2847	trim 257-262	4353952 RH	4353953 LH
1962	2847	trim 258-263	4353954 RH	4353955 LH
1962	2847	trim 259-264	4353956 RH	4353957 LH
1962	2847	trim 260-265	4353958 RH	4353959 LH
1962	2867	trim 266-276	4353964 RH	4353965 LH
1962	2867	trim 267-277	4353966 RH	4353967 LH
1962	2867	trim 268-278	4353968 RH	4353969 LH
1962	2867	trim 269-279	4353970 RH	4353971 LH
1962	2947	trim 281-284-285	4369686 RH	4369687 LH
1962	2947	trim 289	4369688 RH	4369689 LH
1962	2947	trim 296	4369972 RH	4369973 LH
1962	2947	trim 297	4369974 RH	4369975 LH
1962	2947	trim 298	4369976 RH	4369977 LH

15.100 TRIM ASSY., REAR QUARTER UPPER (ABOVE ARM REST)

1961	2339, 2539	trim 206-210-224-228 (▲▲)	4348724 RH	4348725 LH
1961	2339, 2539	trim 207-225 (▲▲)	4348726 RH	4348727 LH
1961	2339, 2539	trim 208-226 (▲▲)	4348728 RH	4348729 LH
1961	2339, 2539	trim 209-227 (▲▲)	4348730 RH	4348731 LH
1961	2339, 2539, 2639, 2839	trim 206-224-229-243 (▲)	4331306 RH	4331307 LH
1961	2339, 2539, 2639, 2839	trim 207-225-230-239-244-249 (▲)	4331308 RH	4331309 LH
1961	2339, 2539, 2639, 2839	trim 208-226-231-240-245-250 (▲)	4331310 RH	4331311 LH
1961	2339, 2539, 2639, 2839	trim 209-227-241-246-251 (▲)	4331312 RH	4331313 LH
1961	2339, 2539, 2639, 2839	trim 210-228-242-247-252 (▲)	4331314 RH	4331315 LH
1961	2639	trim 229-242 (▲▲)	4348732 RH	4348733 LH
1961	2639, 2839	trim 230-239-244-249 (▲▲)	4348734 RH	4348735 LH
1961	2639, 2839	trim 231-240-245-250 (▲▲)	4348736 RH	4348737 LH
1961	2639, 2839	trim 241-246-251 (▲▲)	4348738 RH	4348739 LH
1961	2839	trim 243 (▲▲)	4348828 RH	4348829 LH
1961	2839	trim 247-252 (▲▲)	4348740 RH	4348741 LH
1962	2339	trim 226	4353998 RH	4353999 LH
1962	2339	trim 227	4354000 RH	4354001 LH
1962	2339	trim 228	4354002 RH	4354003 LH
1962	2339	trim 229	4354004 RH	4354005 LH
1962	2339	trim 230	4352328 RH	4352329 LH
1962	2339, 2639, 2839	trim 241-246-251-256-261	4354016 RH	4354018 LH
1962	2339, 2639, 2839	trim 242-247-252-257-262	4354018 RH	4354019 LH
1962	2339, 2839	trim 243-258-263	4354020 RH	4354021 LH
1962	2339, 2639, 2839	trim 244-249-254-259-264	4354022 RH	4354023 LH
1962	2339	trim 245	4352330 RH	4352331 LH
1962	2347	trim 226	4354026 RH	4354027 LH
1962	2347	trim 227	4354028 RH	4354029 LH
1962	2347	trim 228	4354030 RH	4354031 LH
1962	2347	trim 229	4354032 RH	4354033 LH
1962	2347	trim 230	4354034 RH	4354035 LH

1962	2347, 2847, 2947	trim 241-256-261-298	4354046 RH	4354047 Lf
1962	2347, 2847	trim 242-257-262	4354048 RH	4354049 Lf
1962	2347, 2847	trim 243-258-263	4354050 RH	4354051 Lf
1962	2347, 2847, 2947	trim 244-259-264-281-284-285-297	4354052 RH	4354053 Lf
1962	2347, 2947	trim 245-289-296	4352500 RH	4352501 Lf
1962	2639, 2839	trim 255-260-265	4354024 RH	4354025 Lf
1962	2847	trim 260-265	4354054 RH	4354055 Lf

▲NOTE: 1st type matches rear qtr. lower trim.

▲▲NOTE: 2nd type matches headlining.

15.100 TRIM ASSEMBLY, REAR QUARTER LOWER

1961	2339, 2539, 2639, 2839	trim 206-224-229-243	4331282 RH	4331283 Lf
1961	2339, 2539, 2639, 2839	trim 207-225-230-239-244-249	4331284 RH	4331285 Lf
1961	2339, 2539, 2639, 2839	trim 208-226-231-240-250	4331286 RH	4331287 Lf
1961	2339, 2539, 2639, 2839	trim 209-227-241-246-251	4331288 RH	4331289 Lf
1961	2339, 2539, 2639, 2839	trim 210-228-242-247-252	4331290 RH	4331291 Lf
1961	2369, 2669	trim 201-229	4331294 RH	4331295 Lf
1961	2369, 2669	trim 202-230-239	4331296 RH	4331297 Lf
1961	2369, 2669	trim 203-231-240	4331298 RH	4331299 Lf
1961	2369, 2669	trim 204-241	4331300 RH	4331301 Lf
1961	2669	trim 242	4331302 RH	4331303 Lf
1962	2339, 2639, 2839	trim 226-241-246-251-256-261	4353974 RH	4353975 Lf
1962	2339, 2639, 2839	trim 227-242-247-252-257-262	4353976 RH	4353977 Lf
1962	2339, 2839	trim 228-243-258-263	4353978 RH	4353979 Lf
1962	2339, 2639, 2839	trim 229-244-249-254-259-264	4353980 RH	4353981 Lf
1962	2339, 2639, 2839	trim 230-245-255-260-265	4331290 RH	4331291 Lf
1962	2369, 2669	trim 221-246-251	4353982 RH	4353983 Lf
1961	All exc. 2135 (14.683)	CLIP, rear qtr. trim binding strip-emergency use	AR	4820477
1961	2311	RETAINER, rear qtr. belt trim support	4	4795789
1961	2369, 2669	2	4760657

15.100 TRIM ASSEMBLY, FOLDING TOP COMPARTMENT SIDE PANEL

1961	2367	trim 212	Upper	4330986 RH	4330987 Lf
1961	2367	trim 213	Upper	4330988 RH	4330989 Lf
1961	2367,2867	trim 214-254-284	Upper	4330990 RH	4330991 Lf
1961	2367, 2867	trim 215-255-285	Upper	4330992 RH	4330993 Lf
1961	2367, 2867	trim 216-256-286	Upper	4330994 RH	4330995 Lf
1961	2867	trim 253-283	Upper	4330996 RH	4330997 Lf
1962	2167	trim 206	Upper	4360346 RH	4360347 Lf
1962	2167	trim 209	Upper	4360348 RH	4360349 Lf
1962	2167	trim 210	Upper	4360342 RH	4360343 Lf
1962	2167	trim 211	Upper	4369764 RH	4369765 Lf
1962	2167	trim 213	Upper	4360350 RH	4360351 Lf
1962	2167	trim 214	Upper	4369766 RH	4369767 Lf
1962	2167	trim 215	Upper	4369768 RH	4369769 Lf
1962	2167	trim 216	Upper	4361908 RH	4361909 Lf
1962	2367	trim 236	Upper	4353642 RH	4353643 Lf
1962	2367	trim 237	Upper	4353644 RH	4353645 Lf
1962	2367	trim 239	Upper	4353648 RH	4353649 Lf
1962	2367	trim 240	Upper	4330994 RH	4330995 Lf
1962	2867	trim 266-276	Upper	4330996 RH	4330997 Lf
1962	2867	trim 267-277	Upper	4353652 RH	4353653 Lf
1962	2867	trim 268-278	Upper	4353654 RH	4353655 Lf
1962	2867	trim 269-279	Upper	4353656 RH	4353657 Lf

15.100 TRIM ASSEMBLY, FOLDING TOP COMPARTMENT SIDE PANEL (ARM REST COVER)

1961	2367	trim 212	Lower	4330964 RH	4330965 Lf
1961	2367	trim 213	Lower	4330966 RH	4330967 Lf
1961	2367	trim 214	Lower	4330968 RH	4330969 Lf

1961	2367	trim 215	Lower	4330970 RH	4330971 LH
1961	2367	trim 216	Lower	4330972 RH	4330973 LH
1961	2867	trim 253-283	Lower	4330976 RH	4330977 LH
1961	2867	trim 254-284	Lower	4330978 RH	4330979 LH
1961	2867	trim 255-285	Lower	4330980 RH	4330981 LH
1961	2867	trim 256-286	Lower	4330982 RH	4330983 LH
1962	2167	trim 206	Lower	4360326 RH	4360327 LH
1962	2167	trim 209	Lower	4360328 RH	4360329 LH
1962	2167	trim 210	Lower	4360322 RH	4360323 LH
1962	2167	trim 211	Lower	4369594 RH	4369595 LH
1962	2167	trim 213	Lower	4369596 RH	4369597 LH
1962	2167	trim 214	Lower	4369598 RH	4369599 LH
1962	2167	trim 215	Lower	4369600 RH	4369601 LH
1962	2167	trim 216	Lower	4361910 RH	4361911 LH
1962	2367	trim 236	Lower	4353626 RH	4353627 LH
1962	2367	trim 237	Lower	4353628 RH	4353629 LH
1962	2367	trim 239	Lower	4353632 RH	4353633 LH
1962	2367	trim 240	Lower	4330972 RH	4330973 LH
1962	2867	trim 266-276	Lower	4356602 RH	4356603 LH
1962	2867	trim 267-277	Lower	4353636 RH	4353637 LH
1962	2867	trim 268-278	Lower	4353638 RH	4353639 LH
1962	2867	trim 269-279	Lower	4353640 RH	4353641 LH

15.100 TRIM ASSEMBLY, WHEELHOUSE COVER

1961	2135	trim 272		4328238 RH	4328239 LH
1961	2135	trim 273		4328236 RH	4328237 LH
1961	2135	trim 274		4328230 RH	4328231 LH
1961	2135	trim 275		4328232 RH	4328233 LH
1961	2135	trim 298		4344688 RH	4344689 LH
1961	2335-45	trim 218		4331418 RH	4331430 LH
1961	2335-45	trim 219		4343595 RH	4343598 LH
1961	2335-45	trim 218 w/split back second seat		4347136 RH	
1961	2335-45	trim 219 w/split back second seat		4347137 RH	
1961	2335-45, 2735	trim 220-291		4343594 RH	4343597 LH
1961	2335-45, 2735	trim 221-292		4343596 RH	4343599 LH
1961	2335-45, 2735	trim 222-293		4331426 RH	4331438 LH
1961	2335-45, 2735	trim 220-291 w/split back second seat		4347138 RH	
1961	2335-45, 2735	trim 221-292 w/split back second seat		4347139 RH	
1961	2335-45, 2735	trim 222-293 w/split back second seat		4347140 RH	
1962	2135	trim 206		4360766 RH	4360767 LH
1962	2135	trim 207		4361734 RH	4361735 LH
1962	2135	trim 208		4360768 RH	4360769 LH
1962	2135	trim 209		4360760 RH	4360761 LH
1962	2135	trim 210-218		4360762 RH	4360763 LH
1962	2135	trim 217		4361736 RH	4361737 LH
1962	2335-45, 2735	trim 231-280		4354061 RH	
1962	2335-45, 2735	trim 231-280 w/split back second seat			4354072 LH
1962	2335-45	trim 232		4354062 RH	
1962	2335-45	trim 232 w/split back second seat		4354067 RH	4354073 LH
1962	2335-45	trim 233		4354063 RH	
1962	2335-45	trim 233 w/split back second seat			4354074 LH
1962	2335-45, 2735	trim 234-282		4354064 RH	
1962	2335-45, 2735	trim 234-282 w/split back second seat			4354075 LH
1962	2335-45, 2735	trim 235-283		4354065 RH	
1962	2335-45, 2735	trim 235-283 w/split back second seat			4354076 LH

15.100 TRIM, SPARE TIRE COVER PANEL

1961	2335-45	trim 218		4331406 RH	
1961	2335-45	trim 219		4343592 RH	
1961	2335-45, 2735	trim 220-291		4343591 RH	
1961	2335-45, 2735	trim 221-292		4343593 RH	

1961	2335-45, 2735	trim 222-293	4331414 RH
1962	2335-45, 2735	trim 231-280	4354056 RH
1962	2335-45	trim 232	4354057 RH
1962	2335-45	trim 233	4354058 RH
1962	2335-45, 2735	trim 234-282	4354059 RH
1962	2335-45, 2735	trim 235-283	4354060 RH

15.101 MOLDING, REAR QUARTER TRIM

1961	2117-27	4833228 RH	4833229 LH
1961	2537		2 4808864
1961	2537	Front	2 4812718
1961	2837	rear qtr. arm rest trim finish	2 4808950
1961	2867	fldg. top compt. side lower trim finish	2 4809053
1962	2117-27	rear qtr. trim finish	4867188 RH 4857189 LH
1962	2167		4843200 RH 4843201 LH
1962	2347		2 4841570
1962	2847		2 4838780
1962	2867		2 4838713
1962	2947		2 4860355

15.108 ARM REST ASSY., REAR QUARTER (TRIMMED)

1961	2117	(14.686)	trim 276	4332284 RH	4332285 LH
1961	2117	(14.686)	trim 277	4332288 RH	4332289 LH
1961	2117	(14.686)	trim 278	4332286 RH	4332287 LH
1961	2117	(14.686)	trim 279	4341534 RH	4341535 LH
1961	2117	(14.686)	trim 280	4341536 RH	4341537 LH
1961	2311	(14.686)	trim 201	4313430 RH	4313431 LH
1961	2311	(14.686)	trim 202	4330692 RH	4330693 LH
1961	2311	(14.686)	trim 203	4330694 RH	4330695 LH
1961	2311	(14.686)	trim 204	4330696 RH	4330697 LH
1961	2337, 2537		trim 206-224	4332118 RH	4332119 LH
1961	2337, 2537		trim 207-225	4332120 RH	4332121 LH
1961	2337, 2537		trim 208-226	4332122 RH	4332123 LH
1961	2337, 2537		trim 209-227	4332124 RH	4332125 LH
1961	2337, 2537		trim 210-228	4332126 RH	4332127 LH
1961	2837		trim 243	4332128 RH	4332129 LH
1961	2837		trim 244-249	4332130 RH	4332131 LH
1961	2837		trim 245-250	4332132 RH	4332133 LH
1961	2837		trim 246-251	4332134 RH	4332135 LH
1961	2837		trim 247-252	4332136 RH	4332137 LH
1962	2117	(14.686)	trim 206	4353430 RH	4353431 LH
1962	2117	(14.686)	trim 207	4353432 RH	4353433 LH
1962	2117	(14.686)	trim 208	4353434 RH	4353435 LH
1962	2117	(14.686)	trim 209	4353436 RH	4353437 LH
1962	2117	(14.686)	trim 210	4353438 RH	4353439 LH
1962	2117		trim 211	6281816 RH	6281817 LH
1962	2117		trim 213	4361544 RH	4361545 LH
1962	2117		trim 214	4361546 RH	4361547 LH
1962	2117		trim 215	4361548 RH	4361549 LH
1962	2117		trim 216	4358462 RH	4358463 LH
1962	2311	(14.686)	trim 221	4353422 RH	4353423 LH
1962	2311	(14.686)	trim 222	4353424 RH	4353425 LH
1962	2311	(14.686)	trim 223	4353426 RH	4353427 LH
1962	2311	(14.686)	trim 224	4353428 RH	4353429 LH
1962	2347		trim 226-241	4355826 RH	4355827 LH
1962	2347		trim 227-242	4355828 RH	4355829 LH
1962	2347		trim 228-243	4355830 RH	4355831 LH
1962	2347		trim 229-244	4355832 RH	4355833 LH
1962	2347		trim 230-245	4355834 RH	4355835 LH
1962	2847		trim 256-261	4355836 RH	4355837 LH
1962	2847		trim 257-262	4355838 RH	4355839 LH
1962	2847		trim 258-263	4355840 RH	4355841 LH
1962	2847		trim 259-264	4355842 RH	4355843 LH
1962	2847		trim 260-265	4355844 RH	4355845 LH

1962	2947	trim 281-284-285	4370952 RH	4370953 LH
1962	2947	trim 289	4370954 RH	4370955 LH
1962	2947	trim 296	4370956 RH	4370957 LH
1962	2947	trim 297	4370958 RH	4370959 LH
1962	2947	trim 298	4370960 RH	4370961 LH
1961-62	2117-27, 2311	(14,686) SCREW, rear qtr. arm rest to panel	Front	2 9415569
1961-62	2117-27, 2311	(8,977)	(No. 14-10x1-3/4")	4 161742

15.222 LINING, REAR COMPARTMENT (SIDE)

1961	2311-37-39-69, 2537-39		4822628 RH	4822629 LH
1961	2367		4824369 RH	4824370 LH
1961	2639-69, 2837-39		4822684 RH	4822685 LH
1961	2867		4824371 RH	4824372 LH
1962	2311-39-47-69, 2947	blue	4846854 RH	4846855 LH
1962	2311-39-47-69, 2947	fawn	4846856 RH	4846857 LH
1962	2367	blue	4846858 RH	4846859 LH
1962	2367	fawn	4846860 RH	4846861 LH
1962	2639-69, 2839-47	blue	4846862 RH	4846863 LH
1962	2639-69, 2839-47	fawn	4846864 RH	4846865 LH
1962	2867	blue	4846866 RH	4846867 LH
1962	2867	fawn	4847870 RH	4847871 LH

15.222 LINING, REAR COMPARTMENT (FRONT)

1961	2119			1 4837271
1961-62	2311-39-69, 2539, 2639-69, 2839			1 4819283
1961	2337, 2537			1 4820484
1961	2837			1 4820485
1962	2117-19-27			1 4837271
1962	2347			1 4845555
1962	2847, 2947			1 4845554

15.222 MAT, REAR COMPARTMENT FLOOR (RUBBER)

1961	21 All	w/shelf mounted spare wheel		1 540902
1961	2119-27			1 4837071
1961	2311-37-39-67-69, 2537-39		Rear	1 4837087
1961	2367, 2867		Front	1 4824186
1961	2311-39-69, 2539		Front	4824194 RH
1961	2337, 2537		Front	4824192 RH
1961	2639-69, 2839		Front	1 4824184
1961	2639-69, 2837-39-67		Rear	1 4837088
1961	2837		Front	1 4824185
1961	2335, 2735	MAT, rear compt. rear pan		1 4824637
1962	21 All	w/shelf mounted spare wheel		1 4871511
1962	2117-19-27			1 4849129
1962	2135		Rear	1 4849131
1962	2167			1 4849130
1962	2311-39-69	blue & green	Front	4850800 RH
1962	2311-39-69	fawn & red	Front	4850802 RH
1962	2311-39-47-67-69, 2947	blue & green	Rear	1 4850804
1962	2311-39-47-67-69, 2947	fawn & red	Rear	1 4850805
1962	2347, 2947	blue & green	Front	4850796 RH
1962	2347, 2947	fawn & red	Front	4850798 RH
1962	2367, 2847-67	blue & green	Front	1 4850794
1962	2367, 2847-67	fawn & red	Front	1 4850795
1962	26-28 All	blue & green	Rear	1 4850806
1962	26-28 All	fawn & red	Rear	1 4850807
1962	2639-69, 2839	blue & green	Front	1 4850792
1962	2639-69, 2839	fawn & red	Front	1 4850793
1962	2335, 2735	MAT, rear compt. rear pan - blue & green	Rear	1 4850808
1962	2335, 2735	fawn & red	Rear	1 4850809

15.263 PANEL, REAR QUARTER INNER TRIM

NOTE: Refer to Group 15.506, imitation leather for trim.

1961-62 2335-45, 2735 Rear 4840086 LH

15.280 INSULATOR, DASH

1961	21 All	(▲)	1	4835408
1961	21 All	(▲▲)		4840805 RH 4840806 LH
1962	21 All		4867829 RH
1961	All exc. 21	1	4815444
1961	All exc. 21	dash to heater opening	1	4827407
1962	23-26-29 All	dash	1	4860588
1962	2735, 2839-47-67	dash	1	4869379
1961	All exc. 21	BOARD, dash insulator trim	1	540630
1962	All exc. 21	1	542860
1961	27-28 All (8.154)	CLIP, dash insulator trim board to brake brkt.	2	540160
1962	All exc. 21 (8.154)	insulator trim board to dash	2	540160

▲NOTE: 1st type-1 piece installation.

▲▲NOTE: 2nd type-2 piece installation.

15.286 MAT, FRONT FLOOR (RUBBER)

1961	2119-27	trim 262	1	4839608
1961	2119-27	trim 263	1	4839609
1961	2119-27	trim 264	1	4839610
1961	2119-27	trim 265	1	4839611
1961	2119	trim 271-w/carpets insert	1	4839613
1961	2119 taxi	grey	1	4833231
1961	2119-35	trim 272-w/carpets insert	1	4839614
1961	2119-35	trim 273-w/carpets insert	1	4839615
1961	2119-35	trim 274-w/carpets insert	1	4839616
1961	2119-35	trim 275-w/carpets insert	1	4839617
1961	2135	trim 298	1	4839612
1961	2311-35-37-39-45-69	trim 201-206-218-w/carpets insert	1	4816787
1961	2311-35-37-39-45-67-69	trim 202-207-213-219-w/carpets insert	1	4816788
1961	2311-35-37-39-45-69	trim 203-208-220-w/carpets insert	1	4816789
1961	2311-35-37-39-45-67-69	trim 204-209-215-221-w/carpets insert	1	4816790
1961	2311-69 taxi	grey	1	4837648
1961	2335-37-39-45	trim 210-222-w/carpets insert	1	4816791
1961	2367	trim 212-w/carpets insert (▲)	1	4816793
1961	2367	trim 214-w/carpets insert (▲)	1	4816795
1961	2367	trim 216-w/carpets insert (▲)	1	4816797
1961	2367	trim 212-w/carpets insert (▲▲)	1	4816787
1961	2367	trim 214-w/carpets insert (▲▲)	1	4816789
1961	2367	trim 215-w/carpets insert (▲▲)	1	4816790
1961	2367	trim 216-w/carpets insert	1	4816791
1962	2119 taxi	grey	1	4849598
1962	2119-27	trim 201	1	4860286
1962	2119-27	trim 204	1	4849596
1962	2119-27-35	trim 205-218	1	4860287
1962	2117-19-35	trim 206-w/carpets insert	1	4861489
1962	2117-19-35	trim 207-w/carpets insert	1	4861490
1962	2117-19-35	trim 208-w/carpets insert	1	4861491
1962	2117-19-35	trim 209-w/carpets insert	1	4861492
1962	2135	trim 217	1	4849597
1962	2167	trim 206-w/carpets insert	1	4861494
1962	2167	trim 209-w/carpets insert	1	4861496
1962	2167	trim 210-w/carpets insert	1	4861497
1962	2311-69 taxi	grey	1	4866345
1962	2335-45 police	grey	1	4866345

▲NOTE: 1st type w/bodies having front body hinge pillar to floor braces.

▲▲NOTE: 2nd type bodies less front body hinge pillar to floor braces.

15.286 CARPET, FRONT FLOOR

1961	2117	trim 276	1	4851695
1961	2117	trim 277	1	4851696
1961	2117	trim 278	1	4851697

1961	2117	trim 279	1	4851698
1961	2117	trim 280	1	4851699
1961	2537-39	trim 224	1	4816840
1961	2537-39	trim 225	1	4816842
1961	2537-39	trim 226	1	4816841
1961	2537-39	trim 227	1	4816843
1961	2537-39	trim 228	1	4816839
1961	2639-69, 2837-39	trim 229-243	1	4816846
1961	2639-69, 2837-39	trim 230-239-244-249	1	4816848
1961	2639-69, 2735, 2837-39	trim 231-240-245-250-291	1	4816847
1961	2639-69, 2735, 2837-39	trim 241-246-251-292	1	4816849
1961	2639-69, 2735, 2837-39	trim 242-247-252-293	1	4816845
1961	2867	trim 254 (▲)	1	4816852
1961	2867	trim 255 (▲)	1	4816854
1961	2867	trim 283 (▲)	1	4833377
1961	2867	trim 284 (▲)	1	4833376
1961	2867	trim 285 (▲)	1	4833378
1961	2867	trim 286 (▲)	1	4833375
1961	2867	trim 253	1	4816848
1961	2867	trim 254 (▲▲)	1	4816847
1961	2867	trim 255 (▲▲)	1	4816849
1961	2867	trim 256	1	4816845
1961	2867	trim 283 (▲▲)	1	4839728
1961	2867	trim 284 (▲▲)	1	4839727
1961	2867	trim 285 (▲▲)	1	4839729
1961	2867	trim 286 (▲▲)	1	4839726
1962	2117-19-35	trim 206	1	4861489
1962	2117-19-35	trim 207	1	4861490
1962	2117-19-35	trim 208	1	4861491
1962	2117-19-35	trim 209	1	4861492
1962	2117-19-35	trim 210	1	4861493
1962	2117	trim 211-216	1	4860298
1962	2117	trim 213	1	4860299
1962	2117	trim 214	1	4860300
1962	2117	trim 215	1	4860301
1962	2167	trim 211-216	1	4860307
1962	2167	trim 213	1	4860308
1962	2167	trim 214	1	4860309
1962	2167	trim 215	1	4860306
1962	23 All	trim 221-226-231-236-241	1	4844918
1962	23 All	trim 222-227-232-237-242	1	4844915
1962	23 All exc. 2367	trim 223-228-233-243	1	4844916
1962	23 All	trim 224-229-234-239-244	1	4844917
1962	2335-39-45-47-67	trim 230-235-240-245	1	4866394
1962	26-27-28 All	trim 246-251-256-261-266-280	1	4844922
1962	26, 28 All	trim 247-252-257-262-267	1	4844919
1962	26, 27, 28 All	trim 249-254-259-264-268-282	1	4844921
1962	26, 27, 28 All	trim 255-260-265-269-283	1	4866395
1962	2839-47	trim 258-263	1	4844920
1962	2867	trim 276	1	4844925
1962	2867	trim 277	1	4844923
1962	2867	trim 278	1	4844924
1962	2867	trim 279	1	4866396
1962	2867	trim 276-w/frt. floor console	1	4869175
1962	2867	trim 277-w/frt. floor console	1	4869179
1962	2867	trim 278-w/frt. floor console	1	4869174
1962	2867	trim 279-w/frt. floor console	1	4869180
1962	2947	trim 281-289	1	4864301
1962	2947	trim 281-289-w/frt. floor console	1	4869176
1962	2947	trim 284-296	1	4864302
1962	2947	trim 284-296-w/frt. floor console	1	4869177
1962	2947	trim 285	1	4871420
1962	2947	trim 285-w/frt. floor console	1	4869179
1962	2947	trim 297	1	4864303
1962	2947	trim 297-w/frt. floor console	1	4869178

1962	2947	trim 298	1	4866397
1962	2947	trim 298-w/frt. floor console	1	4869175
1961	2117, 25-26-27-28 All	GROMMET, floor carpet dimmer switch	1	4837585
1962	2117-19-27-35, 23, 26, 27, 28, 29 All		1	4837585
1961-62	H.T.	PAD, front floor pan insulation	540621 RH	540622 LH
1961-62	H.T. (315)	front floor pan center insulation-exc. w/console	Front	1 540623
1961-62	H.T. (315)	exc. w/console	Rear	1 540624
1961-62	H.T. (10)	exc. w/console	Front	1 540687
1961-62	H.T. (10)	exc. w/console	Rear	1 540688
1962	All H.T.	front floor filler-w/console	543059 RH	543060 LH
1962	23, 29 H.T. (10)	front floor filler-w/console	Center	2 543061
1962	P/8 4 SPD.-S.T.	w/console	543753 RH	543754 LH
1961	23-25 All	PACKAGE, front floor pan insulation pad		1 540995

▲NOTE: 1st type w/bodies having font body hinge pillar to floor braces.

▲▲NOTE: 2nd type bodies less front body hinge pillar to floor braces.

15.306 CARPET, REAR FLOOR

1961	2117	trim 276	1	4851701
1961	2117	trim 277	1	4851702
1961	2117	trim 278	1	4851703
1961	2117	trim 279	1	4851704
1961	2117	trim 280	1	4851705
1961	2537, 2837	trim 224-243	1	4816857
1961	2537, 2837	trim 225-244-249	1	4816859
1961	2537, 2837	trim 226-245-250	1	4816858
1961	2537, 2837	trim 227-246-251	1	4816860
1961	2537, 2837	trim 228-247-252	1	4816856
1961	2539, 2639, 2839	trim 224-229-243	1	4816863
1961	2539, 2639, 2839	trim 225-230-239-244-249	1	4816865
1961	2539, 2639, 2839	trim 226-231-240-245-250	1	4816864
1961	2539, 2639, 2839	trim 227-241-2461251	1	4816866
1961	2539, 2639, 2839	trim 228-242-247-252	1	4816862
1961	2669	trim 229	1	4816869
1961	2669	trim 230-239	1	4816871
1961	2669	trim 231-240	1	4816870
1961	2669	trim 241	1	4816872
1961	2669	trim 242	1	4816868
1961	2735	trim 291	1	4816875
1961	2735	trim 292	1	4816876
1961	2735	trim 293	1	4816874
1961	2867	trim 253	1	4816880
1961	2867	trim 254	1	4816879
1961	2867	trim 255	1	4816881
1961	2867	trim 256	1	4816878
1961	2867	trim 283	1	4816885
1961	2867	trim 284	1	4816884
1961	2867	trim 285	1	4816886
1961	2867	trim 286	1	4816883
1961	2735	rear compt. floor panel at kick up-trim 291	1	4818144
1961	2735	rear compt. floor panel at kick-up-trim 292	1	4818145
1961	2735	rear compt. floor panel at kick-up-trim 293	1	4818143
1961	2735	fldg. 2nd seat back outer panel-trim 291 (▲)	1	4818141
1961	2735	fldg. 2nd seat back outer panel-trim 292 (▲)	1	4818142
1961	2735	fldg. 2nd seat back outer panel-trim 293 (▲)	1	4818140
1961	2735	luggage compt. frt. outer panel-trim 291	1	4818147
1961	2735	luggage compt. frt. outer panel-trim 292	1	4818148
1961	2735	luggage compt. frt. outer panel-trim 293	1	4818146
1961	2735	luggage compt. rear outer panel-trim 291	1	4818150
1961	2735	luggage compt. rear outer panel-trim 292	1	4818151
1961	2735	luggage compt. rear outer panel-trim 293	1	4818149
1961	2735	rear floor filler outer panel-trim 291 (▲)	1	4821330
1961	2735	rear floor filler outer panel-trim 292 (▲)	1	4821331
1961	2735	rear floor filler outer panel-trim 293 (▲)	1	4821329
1961	2735	rear floor to tail gate filler panel-trim 291	1	4818153

1961	2735	rear floor to tail gate filler panel-trim 292	1	4818154
1961	2735	rear floor to tail gate filler panel-trim 293	1	4818152
1961	2735	tail gate inner cover panel-trim 291	1	4818156
1961	2735	tail gate inner cover panel-trim 292	1	4818157
1961	2735	tail gate inner cover panel-trim 293	1	4818155
1962	2117	trim 206	1	4861511
1962	2117	trim 207	1	4861512
1962	2117	trim 208	1	4861513
1962	2117	trim 209	1	4861514
1962	2117	trim 210	1	4861515
1962	2117	trim 211	1	4869337
1962	2117	trim 213	1	4869340
1962	2117	trim 214	1	4869341
1962	2117	trim 215	1	4869342
1962	2119	trim 206	1	4861499
1962	2119	trim 207	1	4861500
1962	2119	trim 208	1	4861501
1962	2119	trim 209	1	4861502
1962	2119	trim 210	1	4861503
1962	2135	trim 206	1	4861505
1962	2135	trim 207	1	4861506
1962	2135	trim 208	1	4861507
1962	2135	trim 209	1	4861508
1962	2135	trim 210	1	4861509
1962	2167	trim 206	1	4861517
1962	2167	trim 209	1	4861519
1962	2167	trim 210	1	4861520
1962	2167	trim 211-216	1	4860318
1962	2167	trim 213	1	4860319
1962	2167	trim 214	1	4860320
1962	2167	trim 215	1	4860317
1962	2311	trim 221	1	4861461
1962	2311	trim 222	1	4861460
1962	2311	trim 223	1	4861462
1962	2311	trim 224	1	4861463
1962	2335-45, 2735	trim 231-280	1	4867955
1962	2335-45	trim 232	1	4867953
1962	2335-45	trim 233	1	4867956
1962	2335-45, 2735	trim 234-282	1	4867954
1962	2335-45, 2735	trim 235-283	1	4867952
1962	2339, 2639, 2839	trim 230-245-255-260-265	1	4867942
1962	2339, 2639, 2839	trim 226-241-246-251-256-261	1	4867946
1962	2339, 2639, 2839	trim 227-242-247-252-257-262	1	4867943
1962	2339, 2839	trim 228-243-258-263	1	4867944
1962	2339, 2639, 2839	trim 229-244-249-254-259-264	1	4867945
1962	2347-67, 2847-67	trim 226-236-241-256-261-266	1	4867940
1962	2347-67, 2847-67	trim 227-237-242-257-262-267	1	4867937
1962	2347, 2847	trim 228-243-258-263	1	4867938
1962	2347-67, 2847-67	trim 229-239-244-259-264-268	1	4867939
1962	2347-67, 2847-67	trim 230-240-245-260-265-269	1	4867936
1962	2369, 2669	trim 221-246-251	1	4867951
1962	2369, 2669	trim 222-247-252	1	4867948
1962	2369	trim 223	1	4867949
1962	2369, 2669	trim 224-249-254	1	4867950
1962	2669	trim 255	1	4867947
1962	2735	rear compt. floor panel at kick up-time trim 280	1	4844724
1962	2735	rear compt. floor panel at kick up-trim 282	1	4844723
1962	2735	rear compt. floor panel at kick up-trim 283	1	4818143
1962	2735	fldg. 2nd seat back outer panel-trim 280	1	4844721
1962	2735	fldg. 2nd seat back outer panel-trim 282	1	4844720
1962	2735	fldg. 2nd seat back outer panel-trim 283	1	4818140
1962	2735	luggage compt. frt. outer panel-trim 280	1	4844727
1962	2735	luggage compt. frt. outer panel-trim 282	1	4844726
1962	2735	luggage compt. frt. outer panel-trim 283	1	4818146
1962	2735	luggage compt. rear outer panel-trim 280	1	4844730

1962	2735	luggage compt. rear outer panel-trim 282	1	4844729
1962	2735	luggage compt. rear outer panel-trim 283	1	4818149
1962	2735	rear floor filler outer panel-trim 280	1	4844739
1962	2735	rear floor filler outer panel-trim 282	1	4844738
1962	2735	rear floor filler outer panel-trim 283	1	4821329
1962	2735	rear floor to tail gate filler panel-trim 280	1	4844733
1962	2735	rear floor to tail gate filler panel-trim 282	1	4844732
1962	2735	rear floor to tail gate filler panel-trim 283	1	4818152
1962	2735	tail gate inner cover panel-trim 280	1	4844736
1962	2735	tail gate inner cover panel-trim 282	1	4844735
1962	2735	tail gate inner cover panel-trim 283	1	4818155
1962	2867, 2947	trim 276-298	1	4864310
1962	2867, 2947	trim 277-285	1	4864308
1962	2867	trim 278	1	4864309
1962	2867	trim 279	1	4864307
1962	2947	trim 281-289	1	4864312
1962	2947	trim 284-296	1	4864313
1962	2947	trim 296	1	4864313
1962	2947	trim 297	1	4864314

▲NOTE: When used on split back 2nd seat, dealer to install to fit.

15.306 MAT, REAR FLOOR (RUBBER)

1961	2119	trim 262	1	4830593
1961	2119	trim 263	1	4830594
1961	2119	trim 264	1	4830595
1961	2119	trim 265	1	4830596
1961	2119	trim 271-w/carpet insert	1	4830598
1961	2119	trim 272-w/carpet insert	1	4839629
1961	2119	trim 273-w/carpet insert	1	4839630
1961	2119	trim 274-w/carpet insert	1	4839631
1961	2119	trim 275-w/carpet insert	1	4839632
1961	2119 taxi	grey	1	4833232
1961	2127	trim 262	1	4839623
1961	2127	trim 263	1	4839624
1961	2127	trim 264	1	4839625
1961	2127	trim 265	1	4839626
1961	2135	trim 272-w/carpet insert	1	4830603
1961	2135	trim 273-w/carpet insert	1	4830604
1961	2135	trim 274-w/carpet insert	1	4830605
1961	2135	trim 275-w/carpet insert	1	4830606
1961	2135	trim 298	1	4830597
1961	2311	trim 201-w/carpet insert	1	4816801
1961	2311	trim 202-w/carpet insert	1	4816802
1961	2311	trim 203-w/carpet insert	1	4816803
1961	2311	trim 204-w/carpet insert	1	4816804
1961	2311 taxi	grey	1	4816835
1961	2335-45	trim 218-w/carpet insert	1	4816806
1961	2335-45	trim 219-w/carpet insert	1	4816807
1961	2335-45	trim 220-w/carpet insert	1	4816808
1961	2335-45	trim 221-w/carpet insert	1	4816809
1961	2335-45	trim 222-w/carpet insert	1	4816810
1962	2335-45 police	grey	1	4871458
1961	2337	trim 206-w/carpet insert	1	4816812
1961	2337	trim 207-w/carpet insert	1	4816813
1961	2337	trim 208-w/carpet insert	1	4816814
1961	2337	trim 209-w/carpet insert	1	4816815
1961	2337	trim 210-w/carpet insert	1	4816816
1961	2339	trim 206-w/carpet insert	1	4816818
1961	2339	trim 207-w/carpet insert	1	4816819
1961	2339	trim 208-w/carpet insert	1	4816820
1961	2339	trim 209-w/carpet insert	1	4816821
1961	2339	trim 210-w/carpet insert	1	4816822
1961	2345	under 3rd seat rear-grey	1	4826022
1961	2345	under 3rd seat rear-green	1	4826024

1961	2345	under 3rd seat rear-blue	1	4826023
1961	2345	under 3rd seat rear-fawn	1	4826025
1961	2345	under 3rd seat rear-maroon	1	4826026
1961	2367	trim 212-w/carpet insert	1	4816824
1961	2367	trim 213-w/carpet insert	1	4816825
1961	2367	trim 214-w/carpet insert	1	4816826
1961	2367	trim 215-w/carpet insert	1	4816827
1961	2367	trim 216-w/carpet insert	1	4816828
1961	2369	trim 201-w/carpet insert	1	4816830
1961	2369	trim 202-w/carpet insert	1	4816831
1961	2369	trim 203-w/carpet insert	1	4816832
1961	2369	trim 204-w/carpet insert	1	4816833
1961	2369 taxi	grey	1	4816837
1962	2119	trim 201	1	4869808
1962	2119	trim 204	1	4849612
1962	2119	trim 205	1	4869809
1962	2119 taxi	grey	1	4849613
1962	2127	trim 201	1	4869813
1962	2127	trim 204	1	4849616
1962	2127	trim 205	1	4869814
1962	2135	trim 217	1	4849618
1962	2135	trim 218	1	4849617
1962	2311 taxi	grey	1	4866346
1962	2345	under 3rd seat rear-aqua	1	4829737
1962	2345	under 3rd seat rear - blue	1	4829736
1962	2345	under 3rd seat rear - fawn	1	4829739
1962	2345	under 3rd seat rear - green	1	4829738
1962	2345	under 3rd seat rear - maroon	1	4826026
1962	2369 taxi	grey	1	4866347

15.306 MAT, LINOLEUM

1961	2135	rear compt. floor panel at kick-up-trim 272	1	4824246
1961	2135	rear compt. floor panel at kick-up-trim 273	1	4824247
1961	2135	rear compt. floor panel at kick-up-trim 274	1	4824248
1961	2135	rear compt. floor panel at kick-up-trim 275	1	4824249
1961	2135	rear compt. floor side panel-trim 272	1	4824349
1961	2135	rear compt. floor side panel-trim 273	1	4824350
1961	2135	rear compt. floor side panel-trim 274	1	4824351
1961	2135	rear compt. floor side panel-trim 275	1	4824352
1961	2135	rear floor filler panel outer-trim 272	1	4824241
1961	2135	rear floor filler panel outer-trim 273	1	4824242
1961	2135	rear floor filler panel outer-trim 274	1	4824243
1961	2135	rear floor filler panel outer-trim 275	1	4824244
1961	2135	rear floor filler panel outer-trim 298	1	4824240
1961	2135	rear seat back panel outer-trim 272	1	4824236
1961	2135	rear seat back panel outer-trim 273	1	4824237
1961	2135	rear seat back panel outer-trim 274	1	4824238
1961	2135	rear seat back panel outer-trim 275	1	4824239
1961	2135	spare tire cover panel outer-trim 272	1	4824251
1961	2135	spare tire cover panel outer-trim 273	1	4824252
1961	2135	spare tire cover panel outer-trim 274	1	4824253
1961	2135	spare tire cover panel outer-trim 275	1	4824254
1961	2335-45	rear compt. floor panel at kick-up-trim 218	1	4818169
1961	2335-45	rear compt. floor panel at kick-up-trim 219	1	4818170
1961	2335-45	rear compt. floor panel at kick-up-trim 220	1	4818171
1961	2335-45	rear compt. floor panel at kick-up-trim 221	1	4818172
1961	2335-45	rear compt. floor panel at kick-up-trim 222	1	4818173
1961	2335-45	rear floor filler outer panel-trim 218 (▲)	1	4821323
1961	2335-45	rear floor filler outer panel-trim 219 (▲)	1	4821324
1961	2335-45	rear floor filler outer panel-trim 220 (▲)	1	4821325
1961	2335-45	rear floor filler outer panel-trim 221 (▲)	1	4821326
1961	2335-45	rear floor filler outer panel-trim 222 (▲)	1	4821327
1961	2335-45	rear floor to tail gate filler panel-trim 218	1	4818207

1961	2335-45	rear floor to tail gate filler panel-trim 219	1	4818208
1961	2335-45	rear floor to tail gate filler panel-trim 220	1	4818209
1961	2335-45	rear floor to tail gate filler panel-trim 221	1	4818210
1961	2335-45	rear floor to tail gate filler panel-trim 222	1	4818211
1961	2335-45	2nd seat back outer panel-trim 218 (▲)	1	4818158
1961	2335-45	2nd seat back outer panel-trim 219 (▲)	1	4818159
1961	2335-45	2nd seat back outer panel-trim 220 (▲)	1	4818160
1961	2335-45	2nd seat back outer panel-trim 221 (▲)	1	4818161
1961	2335-45	2nd seat back outer panel-trim 222 (▲)	1	4818162
1961	2335	luggage compt. front outer panel-trim 218	1	4818180
1961	2335	luggage compt. front outer panel-trim 219	1	4818181
1961	2335	luggage compt. front outer panel-trim 220	1	4818182
1961	2335	luggage compt. front outer panel-trim 221	1	4818183
1961	2335	luggage compt. front outer panel-trim 222	1	4818184
1961	2335	luggage compt. rear outer panel-trim 218	1	4818196
1961	2335	luggage compt. rear outer panel-trim 219	1	4818197
1961	2335	luggage compt. rear outer panel-trim 220	1	4818198
1961	2335	luggage compt. rear outer panel-trim 221	1	4818199
1961	2335	luggage compt. rear outer panel-trim 222	1	4818200
1961	2335-45	tail gate inner cover panel-trim 218	1	4818218
1961	2335-45	tail gate inner cover panel-trim 219	1	4818219
1961	2335-45	tail gate inner cover panel-trim 220	1	4818220
1961	2335-45	tail gate inner cover panel-trim 221	1	4818221
1961	2335-45	tail gate inner cover panel-trim 222	1	4818222
1961	2345	3rd seat back outer panel-trim 218	1	4818185
1961	2345	3rd seat back outer panel-trim 219	1	4818186
1961	2345	3rd seat back outer panel-trim 220	1	4818187
1961	2345	3rd seat back outer panel-trim 221	1	4818188
1961	2345	3rd seat back outer panel-trim 222	1	4818189
1961	2345	3rd seat bottom cushion outer panel-trim 218	1	4818196
1961	2345	3rd seat bottom cushion outer panel-trim 219	1	4818197
1961	2345	3rd seat bottom cushion outer panel-trim 220	1	4818198
1961	2345	3rd seat bottom cushion outer panel-trim 221	1	4818199
1961	2345	3rd seat bottom cushion outer panel-trim 222	1	4818200
1962	2135	rear compt. floor panel at kick-up-trim 206	1	4849178
1962	2135	rear compt. floor panel at kick-up-trim 207	1	4849179
1962	2135	rear compt. floor panel at kick-up-trim 208	1	4849180
1962	2135	rear compt. floor panel at kick-up-trim 209	1	4849181
1962	2135	rear compt. floor panel at kick-up-trim 210	1	4824249
1962	2135	rear compt. floor side panel - trim 206	1	4849186
1962	2135	rear compt. floor side panel - trim 207	1	4849187
1962	2135	rear compt. floor side panel - trim 208	1	4849188
1962	2135	rear compt. floor side panel - trim 209	1	4849189
1962	2135	rear compt. floor side panel - trim 210	1	4824352
1962	2135	rear floor filler panel outer - trim 206	1	4849174
1962	2135	rear floor filler panel outer - trim 207	1	4849175
1962	2135	rear floor filler panel outer - trim 208	1	4849176
1962	2135	rear floor filler panel outer - trim 209	1	4849177
1962	2135	rear floor filler panel outer - trim 210	1	4824244
1962	2135	rear seat back panel outer - trim 206	1	4849170
1962	2135	rear seat back panel outer - trim 207	1	4849171
1962	2135	rear seat back panel outer - trim 208	1	4849172
1962	2135	rear seat back panel outer - trim 209	1	4849173
1962	2135	rear seat back panel outer - trim 210	1	4824239
1962	2135	spare tire cover panel outer - trim 206	1	4849182
1962	2135	spare tire cover panel outer - trim 207	1	4849183
1962	2135	spare tire cover panel outer - trim 208	1	4849184
1962	2135	spare tire cover panel outer - trim 209	1	4849185
1962	2135	spare tire cover panel outer - trim 210	1	4824254
1962	2335-45	rear compt. floor panel at kick-up-trim 231	1	4844744
1962	2335-45	rear compt. floor panel at kick-up-trim 232	1	4844745
1962	2335-45	rear compt. floor panel at kick-up-trim 233	1	4844746
1962	2335-45	rear compt. floor panel at kick-up-trim 234	1	4844747
1962	2335-45	rear compt. floor panel at kick-up-trim 235	1	4818173
1962	2335-45	rear floor filler outer panel - trim 231	1	4844768

1962	2335-45	rear floor filler outer panel - trim 232	1	4844769
1962	2335-45	rear floor filler outer panel - trim 233	1	4844770
1962	2335-45	rear floor filler outer panel - trim 234	1	4844771
1962	2335-45	rear floor filler outer panel-trim 235	1	4821327
1962	2335-45	rear floor to tail gate filler panel - trim 231	1	4844760
1962	2335-45	rear floor to tail gate filler panel - trim 232	1	4844761
1962	2335-45	rear floor to tail gate filler panel - trim 233	1	4844762
1962	2335-45	rear floor to tail gate filler panel - trim 234	1	4844763
1962	2335-45	rear floor to tail gate filler panel-trim 235	1	4818211
1962	2335-45	2nd seat back outer panel - trim 231	1	4844740
1962	2335-45	2nd seat back outer panel - trim 232	1	4844741
1962	2335-45	2nd seat back outer panel-trim 233	1	4844742
1962	2335-45	2nd seat back outer panel - trim 234	1	4844743
1962	2335-45	2nd seat back outer panel - trim 235	1	4818162
1962	2335	luggage compt. front outer panel - trim 231	1	4844748
1962	2335	luggage compt. front outer panel - trim 232	1	4844749
1962	2335	luggage compt. front outer panel - trim 233	1	4844750
1962	2335	luggage compt. front outer panel - trim 234	1	4844751
1962	2335	luggage compt. front outer panel - trim 235	1	4818184
1962	2335	luggage compt. rear outer panel - trim 231	1	4844756
1962	2335	luggage compt. rear outer panel - trim 232	1	4844757
1962	2335	luggage compt. rear outer panel - trim 233	1	4844758
1962	2335	luggage compt. rear outer panel-trim 234	1	4844759
1962	2335-45	luggage compt. rear outer panel - trim 235	1	4818200
1962	2335-45	tail gate inner cover panel - trim 231	1	4844764
1962	2335-45	tail gate inner cover panel - trim 232	1	4844765
1962	2335-45	tail gate inner cover panel - trim 233	1	4844766
1962	2335-45	tail gate inner cover panel - trim 234	1	4844767
1962	2335-45	tail gate inner cover panel - trim 235	1	4818222
1962	2345	3rd seat back outer panel - trim 231	1	4844752
1962	2345	3rd seat back outer panel - trim 232	1	4844753
1962	2345	3rd seat back outer panel - trim 233	1	4844754
1962	2345	3rd seat back outer panel - trim 234	1	4844755
1962	2345	3rd seat back outer panel - trim 235	1	4818189
1962	2345	3rd seat bottom cushion outer panel - trim 231	1	4844756
1962	2345	3rd seat bottom cushion outer panel-trim 232	1	4844757
1962	2345	3rd seat bottom cushion outer panel - trim 233	1	4844758
1962	2345	3rd seat bottom cushion outer panel-trim 234	1	4844759

▲NOTE: When used on split back 2nd seat, dealer to install to fit.

15.388 COAT HOOK

1961-62	All exc. 2167, 2367, 2867		2	4840719
---------	---------------------------	--	---	---------

15.490 MATERIAL, CONVERTIBLE TOP COVERING

1961-62	2167, 2367, 2867	black	AR	4296133
1961	2367, 2867	blue	AR	4222563
1961	2367, 2867	beige	AR	4222566
1961	2367, 2867	cream	AR	4222569
1961	2367, 2867	green	AR	4222565
1961-62	2167, 2367, 2867	maroon	AR	4295723
1962	2167, 2367, 2867	blue	AR	4223311
1962	2167, 2367, 2867	aqua	AR	4223313
1962	2167, 2367, 2867	beige	AR	4223314
1962	2167, 2367, 2867	cream	AR	4223316

15.500 TRIM MATERIAL YARDAGE, BODY

1961	2639-69	pattern cloth, trim 229-med. and dark grey	AR	4299987
1961	2639-69	pattern cloth, trim 230-med. and dark blue	AR	4299988

15.500 HEADLINING MATERIAL

1961	2119-35, 2311-69	trim 201-298-light grey	AR	4287377
1961	2119-27, 2311-69	trim 202-262-light blue	AR	4299898
1961	2119-27, 2311-69	trim 203-263-light green-w/cloth headlining	AR	4299897

1961	2119, 2311-69	trim 203-263-darker shade of light green	AR	4222883
1961	2119-27, 2311-69	trim 204-264-med. fawn	AR	4299900
1961	2119-27	trim 265-light maroon	AR	4222451
1962	2119-27	trim 201-light blue	AR	4222823
1962	2119-27	trim 204-med. fawn	AR	4222822
1962	2119-27-35	trim 205-218-light maroon	AR	4222451
1962	2135	trim 217-light grey	AR	4222825

15.504 GENUINE LEATHER, CUSHIONS AND BACKS

NOTE: All genuine leather trim material will be cut to order from hides. Therefore exact dimensions (length and width) must be specified in inches on each order.

1961	2867	trim 253-283-ivory	AR	4222139
1961	2867	trim 253-283-silver	AR	4222138
1961	2867	trim 254-284-dark green	AR	4298714
1961	2867	trim 254-284-med. green	AR	4299109
1961	2867	trim 255-285-med. fawn	AR	4297159
1961	2867	trim 255-285-dark fawn	AR	4295771
1961	2867	trim 256-286-med. maroon	AR	4221885
1961	2867	trim 256-286-dark maroon	AR	4222631
1962	2867	trim 266-276 - ivory	AR	4222139
1962	2867	trim 266-276-silver	AR	4222138
1962	2867	trim 267-277-med. aqua	AR	4222970
1962	2867	trim 268-278-med. fawn	AR	4222972
1962	2867	trim 269-279-med. maroon	AR	4221885

15.506 IMITATION LEATHER

1961	2117	front seat back of back-trim 276-med. grey	Lower	AR	4299092
1961	2117	center pillar, rear qtr. arm rest top trim 278-med. green		AR	4299946
1961	2119-27, 23-25-26 All	cushions and backs and back of back-trim 202-207-213-219-225-230-239-244-249-262-med. blue	Upper	AR	4299955
1961	2119-27, 23-25 All	cushions and backs-trim 203-208-214-220-226-263 med. green		AR	4299945
1961	2119-27, 23-25-26-27, 2837-39	cushions and backs and back of back-trim 204-209-215-221-227-241-246-251-264-292-med. fawn . . .		AR	4299963
1961	21, 2311-37-39-69, 25,-26, 28-37-39 All	cushions and backs-trim 201-206-224-229-243-298-med. grey		AR	4299090
1961	2119-27, 2335-37-39-45-67, 25-26-27-28 All	cushions and backs-trim 210-216-222-228-242-247-252-256-265-286-293-med. maroon		AR	4222000
1961	2117-19, 2639-69, 2837-39	cushions and back facings-trim 229-243-271-276-med. grey		AR	4299133
1961	2117-19-35, 2639-69	cushions and back facings-trim 230-239-272-277-med. blue		AR	4222157
1961	2117-19-35, 2639-69	cushions and back facings-trim 231-240-273-278-med. green		AR	4222161
1961	2117-19-35, 2639-69	cushions and back facings-trim 241-274-279-med. fawn		AR	4222162
1961	2117-19-35, 2639-69	cushions and back facings-trim 242-275-280-med. maroon		AR	4222163
1961	2117-19-27-35, 2537-39	cushions and back inserts-trim 227-264-274-279-dark fawn		AR	4299126
1961	2117-19-27, 2537-39	cushions and back inserts-trim 228-265-275-280-dark maroon		AR	4299127
1961	2119-27	back of front back-trim 271-276-med. grey		AR	4222146
1961	2119-27-35	back of front back-trim 272-277-med. blue		AR	4222147
1961	2119-27-35	back of front back-trim 273-278-med. green		AR	4222148
1961	2117-19	back of front back-trim 271-276 dark grey	Lower	AR	4222096
1961	21 All	back of front back-trim 273-278 dark green	Lower	AR	4222141

1961	21 All	doors upper-trim 271-276-298 dark grey	AR	4222097
1961	21, 23, 26 All	door inlays-trim 204-209-215-221-241-274-278- light fawn-embossed	AR	4299467
1961	2117-19-35, 2335-37-39-45, 2537-39	headlining-trim 206-210-218-222-224-228-271-275- 280-ivory	AR	4222154
1961	2117-19-35, 2335-37-39-45, 2537-39	headlining-trim 207-219-225-272-277-light blue . . .	AR	4222155
1961	2117-19-35, 2335-37-39-45, 2537-39	headlining-trim 208-220-226-263-273-278- light green	AR	4222156
1961	2117-19-35, 2335-37-39-45, 2537-39	headlining-trim 209-221-227-274-279-light fawn . . .	AR	4222160
1961	2117-19	seat back vertical inserts-trim 271-276 dark grey . .	AR	4222095
1961	2119-35	cushions and backs-trim 298-dark grey	AR	4222719
1961	2119-35	doors trim 298-med. grey	AR	4295550
1961	2119-27-35	seat back vertical inserts-trim 262-272-277 dark blue	AR	4221883
1961	2119-27-35	seat back vertical inserts-trim 263-273-278 dark green	AR	4221873
1961	2127-35	wheelhouse-trim 263-273-med. green	AR	4299946
1961	2135, 2311-37-39-69, 25-26, 2837-39	cushions and backs-trim 201-206-224-229-243-298- med. grey	AR	4299090
1961	2135	wheelhouse back of back-trim 298-med. grey	AR	4299092
1961	21, 23, 26 All	seat back inlays-trim 204-209-215-221-241-274-278- light fawn-embossed Front and rear	AR	4299467
1961	23, 25 All	seat back vertical inserts-trim 201-206-212-218- 224-dark grey	AR	4222095
1961	23, 25 All	seat back vertical inserts-trim 202-207-213-219-225- dark blue	AR	4221883
1961	23, 25 All	seat back vertical inserts-trim 203-208-214-220-226- dark green	AR	4221873
1961	23 All	seat back vertical inserts-trim 204-209-215-221- dark fawn	AR	4299126
1961	2335-37-39-45-67	seat back vertical inserts-trim 210-216-222-dark maroon	AR	4299127
1961	21, 23, 25 All	seat back horizontal inserts-trim 201-206-210-212- 216-218-222-224-228-298-ivory	AR	4222132
1961	23, 25 All	seat back horizontal inserts-trim 202-207-213- 219-225-light blue	AR	4222091
1961	23, 25 All	seat back horizontal inserts-trim 203-208-214-220- 226-light green	AR	4222090
1961	23 All	seat back horizontal insert-trim 204-209-215-221- light fawn	AR	4295653
1961	2311-69	headlining-trim 203 (▲)	AR	4222156
1961	2335-45-67, 2867	seat back of back-trim 212-218-253-silver . . Upper	AR	4282963
1961	2335-37-39-45-67-69	center pillar, rear qtr. and rear qtr. arm rest-trim 203-208-214-220-med. green	AR	4299946
1961	23, 2537-39, 2639-69, 2837-39	frt. seat back of back-trim 201-206-212-218-224-229- 243-med. grey Lower	AR	4299092
1961	23, 25, 26, 28 All	front seat back of back-trim 201-206-212-218-224- 229-243-dark grey Lower	AR	4222096
1961	23, 25, 26, 27, 28 All	front seat back of back-trim 203-214-220-226-231- 240-245-250-254-284-291-dark green . . . Lower	AR	4222141
1961	2367	fldg. top dust boot-trim 212-med. grey	AR	4299133
1961	2367	fldg. top dust boot-trim 213-med. blue	AR	4222157
1961	2367, 2867	fldg. top dust boot-trim 214-254-284-med. green . .	AR	4222161
1961	2367	fldg. top dust boot-trim 215-med. fawn	AR	4222162
1961	2367, 2867	fldg. top dust boot-trim 216-256-286-med. maroon .	AR	4222163
1961	2367, 2867	fldg. top pad cover-med. fawn	AR	4222587
1961	2367, 2867	fldg. top pad cover-med. green	AR	4294923
1961	2367, 2867	fldg. top pad cover-med. maroon	AR	4299639
1961	25 All	cushion and back insert bolster-trim 227-light fawn .	AR	4295653
1961	25, 26, 27, 28 All	center pillar, rear qtr. and rear qtr. arm rest-trim 226-231-240-245-250-254-284-291-med. green . . .	AR	4299946

1961	2537-39, 2639-69	back or front back insert-trim 225-230-239-med. blue	AR	4222167
1961	2639-69, 2735, 2837-39	back of front back-trim 231-240-245-250-291- med. green Upper	AR	4299945
1961	2639-69	cushions and backs-trim 229-med. gray	AR	4299129
1961	2639-69	cushions & backs-trim 230-239	AR	4222157
1961	23639-69	cushions & backs-trim 231-240	AR	4222161
1961	2639-69	cushions & backs-trim 241	AR	4222162
1961	2639-69, 2837-39	cushions and backs-trim 241-251-dark fawn	AR	4299147
1961	2639-69	cushions & backs-trim 242	AR	4222163
1961	2639-69	cushions and back inserts trim 242-dark maroon	AR	4299178
1961	2639-69	cushions and back inserts-trim 239-dark blue	AR	4222191
1961	2639-69	cushions and back inserts-trim 240-dark green	AR	4222192
1961	2639-69, 2837-39	doors upper-trim 229-243-dark grey	AR	4222097
1961	2639-69	headlining-trim 229-242-ivory	AR	4222196
1961	2639-69, 2837-39	headlining-trim 230-239-244-249-pale blue	AR	4222183
1961	2639-69, 2735, 2837-39	headlining-trim 231-240-245-250-291-pale green	AR	4222189
1961	2639-67, 2837-39	headlining-trim 241-246-251-light fawn	AR	4222195
1961	2735	cushions and backs-trim 291-dark green	AR	4222216
1961	2735	cushions and backs-trim 292-dark fawn	AR	4299181
1961	2735	cushions and backs-trim 293-dark maroon	AR	4222217
1961	27-28 All	cushions and back inserts-trim 245-250-254-284- 291-pale green	AR	4222201
1961	27-28 All	cushions and back inserts-trim 247-252-256-286-293- light maroon	AR	4222207
1961	2735, 2867	cushions and back inserts-trim 255-285-292-cream	AR	4222213
1961	2735, 28 All	cushions and back facings-trim 245-250-254-284-291- dark green	AR	4222199
1961	2735, 28 All	cushions and back facings-trim 246-251-255-285-292- dark fawn	AR	4299166
1961	27-28 All	cushions and back facings-trim 247-252-256-286-293- dark maroon	AR	4299167
1961	2735, 2837-39	back of front back-trim 247-252-293- med. maroon Center	AR	4222211
1961	2735	back of front back-trim 293-dark maroon Lower	AR	4299169
1961	2735	headlining-trim 247-252-293-light maroon	AR	4222212
1961	2735	headlining-trim 292-cream	AR	4222215
1961	2735	rear qtr. trim 291-med. green	AR	4299945
1961	2735	rear qtr. trim 292-med. fawn	AR	4299963
1961	2735	rear qtr. trim 293-med. maroon	AR	4222000
1961	2735, 2837-39	cushions and backs-trim 251-292-med. fawn	AR	4222193
1961	2735, 2837-39	cushions and backs-trim 252-293-med. maroon	AR	4222194
1961	2837-39	cushions and backs-trim 249-dark blue	AR	4222191
1961	2837-39	cushions and backs-trim 250-dark green	AR	4222192
1961	2837-39	cushions and backs-trim 251-dark fawn	AR	4299147
1961	2837-39	cushions and backs-trim 252-dark maroon	AR	4299178
1961	2837-39	cushions and back facings-trim 243-dark grey	AR	4222197
1961	2837-39-67	cushions and back facings-trim 244-249-253-283- dark blue	AR	4222198
1961	2837-39	cushions and backs-trim 249-med. blue	AR	4222179
1961	2837-39	cushions and backs-trim 250-med. green	AR	4222180
1961	2837-39	cushions and back inserts-trim 243-silver	AR	4282670
1961	2837-39	cushions and back inserts-trim 244-249-pale blue	AR	4222200
1961	2837-39	cushions and back inserts-trim 246-251-light fawn	AR	4221857
1961	2837-39-67	door upper insert-trim 243-253-283-silver	AR	4273778
1961	2837-39	headlining and sunshade-trim 243-silver	AR	4282667
1961	2837-39	rear back side facing-trim 244-249-med. blue	AR	4222157
1961	2837-39	rear back side facings-trim 245-250-med. green	AR	4222161
1961	2867	back of back-trim 253-283-silver Lower	AR	4273848
1961	2867	back of back-trim 256-med. maroon Center	AR	4222211
1961	2867	cushions and back facings-trim 253-283-silver	AR	4282676
1961	2867	rear back speaker facing-trim 254-284-med. green	AR	4299945
1961	2867	rear back speaker facing-trim 255-285-med. fawn	AR	4299963
1961	2837-39	rear back side facings-trim 246-251-med. fawn	AR	4222162
1961	2837-39	rear back side facings-trim 247-252-med. maroon	AR	4222163
1962	2117-19-35, 2335-39-45-47	headlining - trim 206-226-231-light blue	AR	4222873

1962	2117-19-35, 2335-39-45-47 . .	headlining - trim 207-227-232-light aqua	AR	4223018
1962	2117-19-35, 2335-39-45-47 . .	headlining - trim 208-228-233-light green	AR	4223249
1962	2117-19-35, 2335-39-45-47 . .	headlining - trim 209-229-234-light fawn	AR	4222860
1962	2117-19-35, 2335-39-45-47 . .	headlining - trim 210-217-230-235-ivory	AR	4222760
1962	2117, 2339-47, 2947	headlining - trim 211-213-245-289-296-ivory	AR	4223516
1962	2117-67, 2339-47, 2639-69, 2839-47, 2947	headlining - trim 214-216-244-249-254-259-264-281- 284-285-297-light fawn	AR	4223515
1962	2117, 2339-47, 26, 27 All, 2839- 47, 2947	headlining - trim 215-241-246-251-256-261-280-289- 298-light blue	AR	4223512
1962	2117-19-27, 2311-39-47, 69, 2639-69, 2839-47, 2947	valance-trim 201-206-215-221-226-241-246- 251-256-261-298-dark blue	AR	4223480
1962	2117-19-27-67, 2311-39-47-69, 2639-69, 2839-47, 2947	valance-trim 204-209-216-224-229-249-254-259-264- 281-dark fawn	AR	4223483
1962	2117-19-27, 2339-47, 2639-69, 2839-47, 2947	valance-trim 205-210-213-230-245-255-260- 265-284-296-dark maroon	AR	4223496
1962	2177-19, 2311-39-47-69, 2639- 69, 2839-47, 2947	valance-trim 207-222-227-242-247-252-257-262-285- dark aqua	AR	4223481
1962	2117-19, 2311-39-47-69, 2839-47	valance-trim 208-223-228-243-258-263-dark green . .	AR	4223482
1962	21-23-26-27 All	back of front seat back and rear qtr.-trim 201-206- 221-226-231-236-241-246-251-280-med. blue	AR	4223196
1962	21-23-26-27 All	back of front back and qtr. arm rest-trim 204-209- 216-224-229-234-239-244-249-254-268-278-282- med. fawn	AR	4223209
1962	21 All	cushions and backs and facing-trim 201-206-med. blue	AR	4223546
1962	21 All	cushions and backs and facings-trim 204-209-med. fawn	AR	4223547
1962	21 All	cushions and backs and facings-trim 205-210-218- med. maroon	AR	4223548
1962	2117-19-35, 2339-47, 2839-47 . .	facings and arm rests-trim 208-243- 258-263-dark green	AR	4223186
1962	2117-67, 2947	arm rests door and windlace-trim 213-284-296-med. red	AR	4223433
1962	2117-67, 2947	arm rest doors-trim 214-297-tan	AR	4223915
1962	2117-67, 2947	arm rest doors-trim 215-298-med. blue	AR	4223575
1962	2117-67, 2947	arm rest doors-trim 216-281-284-285-light fawn . .	AR	4223918
1962	2117-67, 2947	arm rest door lock pillar and carpet binding-trim 216-281-289-black	AR	4296305
1962	2117-67, 23-26-27, 28-29 All . .	doors and qtr. upper and arm rests-trim 216- 224-229-234-239-244-249-254-259-264-268- 278-281-282-med. fawn	AR	4223203
1962	21 All, 2339-47, 26-27-28 All . .	doors and arm rests-trim 201-206-241-246-251-256- 261-266-276-280-dark blue	AR	4223198
1962	21 All, 2339-47, 26-27-28 All . .	doors and arm rests-trim 204-209-244- 249-254-259-264-268-278-282-dark fawn	AR	4223211
1962	2117-19-35, 2339-47, 2639-69, 28 All	doors and arm rests-trim 207-242-247-252-257-262- 267-277-dark aqua	AR	4223506
1962	All exc. 2127, 2947	seat facing and heel pad-trim 206-221-226-231-236- 241-246-251-256-261-266-276-280-dark blue	AR	4222949
1962	2117-19-35, 23-26-28 All	seat facing and heel pad-trim 207-222-227-232-237- 242-247-252-257-262-267-277-dark aqua	AR	4222950
1962	2117-19-35, 23 All exc. 2367, 2839-47	seat facing and heel pad-trim 208-223-228-233-243- 258-263-dark green	AR	4222951
1962	2117-19-35-67, 23-26-27-28 All	seat facing-trim 209-224-229-234-239-244-249-254- 259-264-268-278-282-dark fawn	AR	4222952

1962	2117-19-35-67, 2335-39-45-47-67, 26-27-28 All	seat facing and heel pad-trim 210-218-230-235-240-245-255-260-265-269-279-dark maroon	AR	4222953
1962	2117-67, 2947	seat facing-trim 211-289 black	AR	4222766
1962	2117-67, 2947	seat facing-trim 213-296-med. red	AR	4223395
1962	2117-67, 2947	seat facing-trim 214-297-med. saddle	AR	4223569
1962	2117-67, 2947	seat facing-trim 215-298-blue	AR	4223570
1962	2117-67, 2947	seat facing-trim 216-281-284-285-light fawn	AR	4223920
1962	2117-19-35-67, 23-26-27 All, 2839-47	cushions and back bolsters and facing-trim 206-221-226-231-236-241-246-251-256-261-280-med. blue	AR	4223192
1962	2117-19-35, 23-26-28 All	cushions and back bolsters and facing and dust boot-trim 207-222-227-232-237-242-247-252-257-262-267-277-med. aqua	AR	4223423
1962	2117-19-35, 23 All exc. 2367, 2839-47	cushions and back bolsters and facings-trim 208-223-228-233-243-258-263-med. green	AR	4223180
1962	2117-19-67, 23-26-27-28 All	cushions and back bolsters and facings-trim 209-224-229-234-239-244-249-254-259-264-268-278-282-med. fawn	AR	4223205
1962	2117-19-67, 2335-39-45-47-67, 26-27-28 All	cushions and back bolsters and facings-trim 210-230-235-240-245-255-260-265-269-279-283-med. maroon	AR	4223216
1962	2117	rear back facing-trim 207-med. aqua	AR	4223558
1962	2117	rear back facing-trim 208-med. green	AR	4223559
1962	2117-19-35-67	cushions and backs-trim 210-dark maroon	AR	4223636
1962	2117-67, 2947	cushions and backs-trim 211-289-black	AR	4223562
1962	2117-67, 2947	cushions and backs-trim 213-296-med. red	AR	4223564
1962	2117-67, 2947	cushions and backs-trim 214-297-tan	AR	4223916
1962	2117-67, 2947	cushions and backs-trim 215-298-med. blue	AR	4223572
1962	2117-67, 2947	cushions and backs-trim 216-281-284-285-light fawn	AR	4223917
1962	2117-19-35-67	cushions and back facing-trim 206-dark blue	AR	4223555
1962	2117-19-35	cushions and back facing-trim 207-dark aqua	AR	4223556
1962	2117-19-35	cushions and back facing-trim 208-dark green	AR	4223557
1962	2117-19-35-67	cushions and back facing-trim 209-dark fawn	AR	4223561
1962	2117-19-35, 23 All exc. 2367	back of front seat back-trim 208-223-228-233-243-med. green	AR	4223184
1962	2117-19-35-67, 2335-39-45-47-67, 2639-69, 27-28 All	back of front seat back-trim 210-235-240-245-255-260-265-269-283-med. maroon	AR	4223499
1962	2117-67, 2947	back of front seat back-trim 211-289-black	AR	4223160
1962	2117-67, 2947	back of front seat back-trim 213-296-med. red	AR	4223432
1962	2117-67, 2947	back of front seat back-trim 214-297-tan	AR	4223914
1962	2117-67, 2947	back of front seat back-trim 215-298-med. blue	AR	4223574
1962	2117-19-35-67, 23-26-27 All, 2839-47	back of front seat back and doors and qtr. upper-trim 206-221-226-231-236-241-246-251-256-261-280-med. blue	AR	4223488
1962	2117-19-35, 23-26-28 All	back of front seat back and doors and qtr. upper trim-207-222-227-232-237-242-247-252-257-262-267-med. aqua	AR	4223489
1962	2117-19-35, 23 All exc. 2367, 2839-47	back of front seat back and doors and qtr. upper trim-208-223-228-233-243-258-263-med. green	AR	4223490
1962	2117-19-35-67, 23-26-27-28 All	back of front seat back and doors and qtr. upper trim-209-224-229-234-239-244-249-254-259-264-268-282-med. fawn	AR	4223491
1962	2117-19-35, 23-26 All, 2867	back of front seat back and sunshade-trim 207-222-227-232-237-242-247-252-267-277-med. aqua	AR	4223429
1962	2119-27-35, 2335-45, 2735	seat facings and wheelhouse cover-trim 201-206-231-280-med. blue	AR	4222945
1962	2119-27-35, 2335-45, 2735	seat facing and wheelhouse cover-trim 204-209-234-282-med. fawn	AR	4222948
1962	2119-27-35, 2335-45, 2735	seat facings and wheelhouse cover - trim 205-210-218-235-283-med. maroon	AR	4222793
1962	2119-35	seat facing-trim 217-dark gray	AR	4223096

1962	2119-35	cushion and back covers-trim 217-gray beige	AR	4223552
1962	2119-35	cushion and back-trim-217-med. gray	AR	4223549
1962	2119-35	back of front seat back-trim 217-med. gray	AR	4223550
1962	2119-35	doors and quarter-trim 217-med. gray	AR	4223551
1962	2119-35	door arm rests-trim 217-dark gray	AR	4223223
1962	2135	cushion and back covers-trim 218-med. maroon	AR	4223553
1962	2135, 2335-45	wheelhouse cover-trim 208-233-med green	AR	4222947
1962	2135	wheelhouse cover-trim 217-med. gray	AR	4222954
1962	2135, 2335-45	wheelhouse cover - trim 207-232-med. aqua	AR	4222946
1962	2167, 2367, 2867	fldg. top pad cover-med. maroon	AR	4299639
1962	2167, 2367, 2867	fldg. top pad cover-aqua	AR	4223534
1962	2167, 2367, 2867	fldg. top pad cover-blue	AR	4223532
1962	2167, 2367, 2867	fldg. top pad cover-fawn	AR	4223535
1962	2167, 2947	floor pan support cover, doors and qtr.-trim 216-289-black	AR	4296337
1962	2167, 2735, 2847-67	qtr. arm rest and floor pan supt. cover-trim 206-256-261-276-dark blue	AR	4223197
1962	2167, 2735, 2847-67	arm rests and center pillar-trim 209-259-264-268-278-282-dark fawn	AR	4223210
1962	2167, 2735, 2847-67	arm rests and center pillar-trim 210-260-265-269-279-283-dark maroon	AR	4299169
1962	2339-47, 2735, 28 All	seat back inserts-trim 241-242-243-244-245-256-257-260-261-262-265-266-267-269-277-279-280-282-283-silver	AR	4298542
1962	23 All	doors and qtr. upper-trim 221-226-231-236-med. blue	AR	4223484
1962	23 All	doors and qtr. upper-trim 222-227-232-237-med. aqua	AR	4223485
1962	23 All exc. 2367	doors and qtr. upper-trim 223-228-233-med. green	AR	4223486
1962	23 All	doors and qtr. upper-trim 224-229-234-239-med. fawn	AR	4223487
1962	2311-69	headlining-trim 221-light blue	AR	4223492
1962	2311-69	headlining-trim 222-light aqua	AR	4223493
1962	2311-69	headlining-trim 223-light green	AR	4223494
1962	2311-69	headlining-trim 224-light fawn	AR	4223495
1962	23-26-27-28 All	doors and qtr. upper and arm rests-trim 221-226-231-236-241-246-251-256-261-266-276-280-med. blue	AR	4223190
1962	23-26-28-29 All	doors and qtr. upper and arm rests-trim 222-227-232-237-242-247-252-257-262-267-277-285-med. aqua	AR	4223422
1962	23 All exc. 2367, 2839-47	doors and qtr. upper and arm rests-trim 223-228-233-243-258-263-med. green	AR	4223178
1962	23-26-27-28-29 All	doors and qtr. upper and arm rests-trim 224-229-234-239-244-249-254-259-264-268-278-281-282-med. fawn	AR	4223203
1962	2335-45	cushion and back inserts-trim 231-dark blue	AR	4223500
1962	2335-45	cushion and back inserts-trim 232-dark aqua	AR	4223501
1962	2335-45	cushion and back inserts-trim 233-dark green	AR	4223502
1962	2335-45	cushion and back inserts-trim 234-dark fawn	AR	4223503
1962	2335-45	cushion and back inserts-trim 235-dark maroon	AR	4223504
1962	2335-39-45-47-67	doors and qtr. upper-trim 230-235-240-med. maroon	AR	4223497
1962	2339-47, 26, 27 All 2839-47	headlining-trim 241-246-251-256-261-280-light blue	AR	4223512
1962	2339-47, 2639-69, 2839-47	headlining-trim 242-247-252-257-262-light aqua	AR	4223513
1962	2339-47, 2839-47	headlining-trim 243-258-263-light green	AR	4223514
1962	2339-47, 2639-69, 2839-47	headlining-trim 244-249-254-259-264-light fawn	AR	4223515
1962	2339-47	headlining-trim 245-Ivory	AR	4223516
1962	2339-47, 2735, 28 All	seat back inserts-trim 241-242-243-244-245-256-257-260-261-262-265-266-267-269-276-277-279-280-282-283-Silver	AR	4298542
1962	2339-47	back of front seat back-trim 230-med. maroon	AR	4223498
1962	2339-47, 2839-47	cushions and backs, ctr. and outer and facing-trim 243-258-263-dark green	AR	4223187
1962	2339-47-67, 2735, 28 All	cushions and backs and facings-trim 236-241-256-261-266-276-280-dark blue	AR	4223199
1962	2339-47-67, 28 All	seat facing and insert accent-trim 237-242-257-262-267-277-dark aqua	AR	4223505
1962	2339-47-67, 28 All	cushion and back facing and insert accents-trim 239-244-259-264-268-278-dark fawn	AR	4223212

1962	2339-47-67, 2867	cushion and back facing and insert accents-trim 240-245-266-276-Ivory	AR 4223266
1962	2339-47-67, 27-28 All	cushion and back facing and insert accents-trim 240-245-260-265-269-279-283	AR 4223219
1962	2639-69, 2735, 2839-47	headlining-trim 255-260-265-283-light maroon	AR 4223522
1962	26-27-28 All	cushion and back-trim 246-251-261-266-276-280-dark blue	AR 4223356
1962	2639-69, 28 All	cushions and backs-trim 247-252-262-267-277-dark aqua	AR 4223517
1962	26-27-28 All	cushions and backs-trim 249-254-264-268-278-282-dark fawn	AR 4223362
1962	26-27 All, 2839-47	cushion and backs-trim 251-256-261-280-med. blue	AR 4223355
1962	2639-69, 2839-47	cushions and backs-trim 252-257-262-med. aqua	AR 4223518
1962	26-27 All, 2839-47	cushions and backs-trim 254-259-264-282-med. fawn	AR 4223361
1962	26-27-28 All	cushions and backs-trim 255-265-269-279-283-dark maroon	AR 4229178
1962	2639-69, 2735, 2839-47	cushions and backs - trim 255-260-265-283-med. maroon	AR 4222194
1962	2735	headlining-trim 282-pale gold	AR 4223525
1962	2847-67	quarter arm rest-trim 257-262-267-277-dark aqua	AR 4223427
1962	2847	quarter arm rests-trim 258-263-dark green	AR 4223185
1962	2311-35-45-69, 2669, 2735	doors-w/paper inserts-trim 221-231-246-251-280-med. blue	AR 4223269
1962	2311-35-45-69, 2669	doors-w/paper inserts-trim 222-232-247-252-med. aqua	AR 4223268
1962	2311-35-45-69	doors-w/paper inserts-trim 223-233-med. green	AR 4223270
1962	2311-35-45-69, 2669, 2735	doors-w/paper inserts-trim 224-234-249-254-282-med. fawn	AR 4223267
1962	2335-45, 2669, 2735	doors-w/paper inserts-trim 235-255-283-med. maroon	AR 4223303
1962	2335-45-69, 2669	center pillar-trim 221-231-246-251-med. blue	AR 4223275
1962	2335-45-69, 2669	center pillar-trim 222-232-247-252-med. aqua	AR 4223274
1962	2335-45-69	center pillar-trim 223-233-med. green	AR 4223276
1962	2335-45-69, 2669	center pillar-trim 224, 234-249-254-med. fawn	AR 4223272
1962	2335-45, 2669	center pillar-trim 235-255-med. maroon	AR 4223335
1962	2735	center pillar-trim 280-dark blue	AR 4223337
1962	2735	center pillar-trim 282-dark fawn	AR 4223338
1962	2735	center pillar-trim 283-dark maroon	AR 4223339
1962	2867	doors-trim 266-276-silver	AR 4273778
1962	2867	sunshade-trim 266-276-silver	AR 4273848
1962	2839-47	cushion and backs-trim 258-263-med. green	AR 4223350
1962	2839-47	cushion and backs-trim 263-dark green	AR 4223351
1962	2867	back of front seat back upper facing-trim 266-276-silver	AR 4223224
1962	2867	back of front seat back-trim 266-silver	AR 4223526

▲NOTE: Use w/coated fabric headlining for trim 203.

15.520 WINDLACE, DOOR - CENTER PILLAR AND PINCHWELD

1961	21 All	pinchweld finish-trim 264-274-279-med. fawn	
1961	2311-35-45-69, 2669	door-trim 204-221-241-med. fawn	AR 4222041
1961	2335-45, 2669, 2735	door-trim 222-242-293-med. maroon	AR 4222628
1961	2335-45-69, 2669	center pillar-trim 201-218-229-med. grey	AR 4222623
1961	2335-45-69, 2669	center pillar-trim 202-219-230-239-med. blue	AR 4222627
1961	2335-45-69, 2669, 2735	center pillar-trim 203-220-240-291-med. green	AR 4222625
1961	2335-45-69, 2669, 2735	center pillar-trim 204-221-241-292-med. fawn	AR 4222046
1961	2335-45, 2669, 2735	center pillar-trim 222-242-293-med. maroon	AR 4222629
1961	2335-45, 2669, 2735	center pillar-w/paper inserts-trim 222-242-293-med. maroon	AR 4222742
1961	2335-45, 2669, 2735	doors-w/paper insert-trim 222-242-293-med. maroon	AR 4222741
1962	21 All	pinchweld finish-trim 201-206-med. blue (25 yard roll)	AR 4870429
1962	21 All	pinchweld finish-trim 204-209-med. fawn (25 yard roll)	AR 4870455

1962	2117-19-27-35-67	pinchweld finish-trim 205-210-218-med. maroon (25 yard roll)	AR 4870414
1962	2117-19-35	pinchweld finish-trim 207-med aqua . . (25 yard roll)	AR 4870443
1962	2117-19-35	pinchweld finish-trim 208-med. green . (25 yard roll)	AR 4870454
1962	2117-67	pinchweld finish-trim 211-black . . . (25 yard roll)	AR 4870426
1962	2117-67	pinchweld finish-trim 213-med. red . (25 yard roll)	AR 4870466
1962	2117-67	pinchweld finish-trim 214-med. saddle (25 yard roll)	AR 4870468
1962	2117-67	pinchweld finish-trim 215-med. blue . (25 yard roll)	AR 4871402
1962	2117-67	pinchweld finish-trim 216-light fawn . (25 yard roll)	AR 4870469
1962	2119-35	pinchweld finish-trim 217-med. grey . (25 yard roll)	AR 4870456
1961	2311-35-45-69, 2669	door-trim 201-218-229-med. grey	AR 4222622
1961	2311-35-45-69, 2669	door-trim 202-219-230-med. blue	AR 4222626
1961	2311-35-45-69, 2669, 2735	door-trim 203-220-231-240-291-med. green	AR 4222624

15.527 SEAMING LACE, SEAT BACK AND CUSHION

1961	25 All	trim 224-med. gray (104" long)	AR 4819936
1961	25-26 All	trim 225-239-med. blue (104" long)	AR 4819937
1961	25-26 All	trim 226-240-med. green (104" long)	AR 4819938
1961	25-26 All	trim 227-241-med. fawn (104" long)	AR 4819939
1961	25-26 All	trim 228-242-med. maroon (104" long)	AR 4819940
1961	27-28 All	trim 245-250-254-291-dark green . . . (104" long)	AR 4819941
1961	27-28 All	trim 246-251-255-292-dark fawn (104" long)	AR 4819942
1961	27-28 All	trim 247-252-256-293-dark maroon . . (104" long)	AR 4819943
1961	2837-39	trim 243-dark grey (104" long)	AR 4819944
1961	2837-39	trim 244-249-dark blue (104" long)	AR 4819945
1961	2867	trim 253-silver (104" long)	AR 4819946
1961	27, 28 All	trim 245-250-254-284-291-cushion and back inserts-pale green (30" long)	AR 4820072
1961	27, 28 All	trim 247-252-256-286-293-cushion and back inserts-light maroon (30" long)	AR 4820074
1961	2735, 2867	trim 255-285-292 cushion and back insert . (30" long)	AR 4820078
1961	28 All	trim 243-cushion and back inserts-silver . (30" long)	AR 4820075
1961	2837-39	trim 244, 249-cushion and back inserts-pale blue (30" long)	AR 4820076
1961	2837-39	trim 246-251-cushion and back inserts-light fawn (30" long)	AR 4820073
1961	28 All	trim 253-283-cushion and back inserts-dark blue (30" long)	AR 4820077

15.530 LINING MATERIAL, FOLDING TOP

1961	2367, 2867	black	AR 4164686
1961-62	2167, 2367, 2867	maroon	AR 4295740
1961	2367, 2867	med. fawn	AR 4222582
1961	2367, 2867	med. green	AR 4296287
1961	2367, 2867	blue	AR 4222580
1962	2167, 2367, 2867	black	AR 4164686
1962	2167, 2367, 2867	blue	AR 4223329
1962	2167, 2367, 2867	fawn	AR 4223331
1962	2167, 2367, 2867	aqua	AR 4223333

15.530 LINING MATERIAL, FOLDING TOP COMPARTMENT

1961-62	2167, 2367, 2867	black	AR 4241739
1961-62	2167, 2367, 2867	maroon	AR 4295741
1961	2367, 2867	med. blue	AR 4222581
1961	2367, 2867	med. green	AR 4296289
1961	2367, 2867	fawn	AR 4222583
1962	2167, 2367, 2867	blue	AR 4223330
1962	2167, 2367, 2867	fawn	AR 4223332
1962	2167, 2367, 2867	aqua	AR 4223334

15.534 WIRE ON BINDING

1961	2367, 2867	black	AR	4296146
1961	2367, 2867	beige	AR	4222588
1961	2367, 2867	cream	AR	4222589
1961	2367, 2867	light blue	AR	4222603
1961	2367, 2867	light green	AR	4222584
1961	2367, 2867	maroon	AR	4299042
1961	2367, 2867	ivory	AR	4222604
1962	2167	black	AR	4863606
1962	2167 (15.539)	ivory	AR	4863607
1962	2167 (15.539)	blue	AR	4863608
1962	2167	aqua	AR	4863609
1962	2167	beige	AR	4863610
1962	2167	maroon	AR	4863611
1962	2167	cream	AR	4863612
1962	2367, 2867	black	AR	4806690
1962	2367, 2867	maroon	AR	4806696
1962	2367, 2867	ivory	AR	4828294
1962	2367, 2867	cream	AR	4828300
1962	2367, 2867	blue	AR	4855712
1962	2367, 2867	aqua	AR	4855714
1962	2367, 2867	beige	AR	4855715

15.539 WIRE ON LACE

BINDING (see Group 15.534 for use)	4863607
BINDING (See Group 15.534 for use)	4864608