



Acura Automobiles 1993



P R E C I S I O N

C R A F T E D

P E R F O R M A N C E



NSX

— 2 —

LEGEND SEDAN

— 4 —

VIGOR

— 6 —

The Acura line of luxury, precision-crafted automobiles is one of the most technically advanced on the market. The racing-inspired NSX, luxuriously appointed Legend Sedan, personal performance Vigor sedan and sporty Integra have been carefully designed and engineered to provide extremely high levels of driving and ownership satisfaction. While each is created to appeal to a different type of driver, they're all built with the same goal in mind — that driving is its own reward.

This performance orientation, coupled with sophisticated engineering and excellent craftsmanship throughout, is the hallmark that makes every Acura model unique in its class.

INTEGRA

— 8 —

SPECIFICATIONS

— 10 —

OWNERSHIP

— 14 —



*Inspired by Formula One technology,
the Acura NSX combines the excitement of a
thoroughbred exotic with civilized manners.*

N S X

The all-aluminum, mid-engine NSX, recognized by critics and enthusiasts as one of the world's most advanced exotic sports cars, is powered by a 270-hp, dual overhead camshaft V-6 engine equipped with the Variable Valve Timing and Lift Electronic Control




(VTEC) system and Programmed Fuel Injection (PGM-FI). With its advanced Traction Control System (TCS), 4-wheel double-wishbone, all-aluminum suspension and 4-channel Anti-Lock Braking System (ABS),

it handles with the precision and response of a race car, yet provides excellent ride quality, stability and road comfort.

Standard features include driver's and passenger's side air bag Supplemental Restraint System (SRS) with automatic seat belt tensioners, a finely crafted leather-trimmed interior with a mono-form seat design, a powerful Automatic Climate Control System, an Acura/Bose® Music System with optional trunk-mounted compact disc changer, and a comprehensive list of other comfort, luxury and convenience items designed to make the NSX as easy to live with as it is to drive quickly.





Superb luxury and impressive performance combine seamlessly in the technically advanced and luxuriously appointed Legend Sedan.


L E G E N D S E D A N

Since it was first introduced, the Acura Legend luxury sedan has achieved an impressive reputation for quality, durability, performance and a high level of standard luxury features. All Legend Sedan models are powered by a refined and responsive



3.2-liter, all-aluminum, 200-hp, 24-valve V-6 engine, and feature a standard driver's side and passenger's side air bag Supplemental Restraint System (SRS) and automatic seat belt tensioners, an Anti-Lock

Braking System (ABS), air conditioning, power-operated windows and door locks, and cast-aluminum alloy wheels. The Legend L and LS models feature a power-operated moonroof and an 8-way power driver's seat with memory as standard equipment. The Legend L features an Acura/Bose® Music System, while the Legend LS features an Acura/Bose® Premium Music System. In addition to all these, the LS model features a finely crafted leather-trimmed interior, which is optional in the Legend L model. The LS model also features burlled walnut trim, passenger's 4-way power seat, heated front seats and an Automatic Climate Control System.





*The combination of balanced performance
and intelligent luxury makes the Acura Vigor
a leader in the personal sedan class.*


V I G O R

With its longitudinally mounted, inline 5-cylinder engine, ideal 60/40 front/rear weight distribution, race-bred 4-wheel double-wishbone suspension and fully appointed luxury interior, the Acura Vigor achieves a remarkable combination of performance,



balanced handling, sophisticated luxury and refined road manners. Standard in both LS and GS models are an advanced 3-channel Anti-Lock Braking System (ABS), power windows and door locks, wood-trimmed

interior, cruise control, a variable power-assisted, rack-and-pinion steering system and cast-aluminum alloy wheels. Also standard are an 8-speaker AM/FM stereo/cassette music system with Dolby® noise reduction, an advanced theft-deterrent system, and a host of other luxury items. A driver's side air bag Supplemental Restraint System (SRS) is standard in the Vigor LS model. Standard features in the Vigor GS model include driver's and passenger's side air bag Supplemental Restraint System, a leather-trimmed interior, driver's 4-way power seat, power-operated moonroof with sliding sunshade and a unique Digital Signal Processor (DSP) audio system.





*The precisely engineered Acura Integra,
and the potent Integra GS-R, represent the
state of the art in the sports sedan class.*

I N T E G R A

The lively and aggressive Acura Integra combines the precise handling and excellent performance of an enthusiast's sports sedan with legendary Acura engineering quality, craftsmanship




and reliability. And with a 160-hp, DOHC, VTEC-equipped engine, the Integra GS-R offers truly impressive response, performance and handling. Using advanced technology

first pioneered in the Acura NSX, the GS-R engine produces the highest output per liter of any normally aspirated engine currently on the market.

All Acura Integra models feature an advanced 4-wheel double-wishbone suspension, 4-wheel disc brakes, Programmed Fuel Injection (PGM-FI), 4-valve DOHC engine design, a 60/40 split fold-down rear seatback, a superb 3-coat, 3-bake paint finish, and a comprehensive list of comfort and convenience items.

The 3-door GS and GS-R models feature an Anti-Lock Braking System (ABS) as standard equipment, cast-aluminum alloy wheels and a body-colored rear spoiler. And, Granada Black Pearl GS models also offer a leather-trimmed interior as an option.







ENGINEERING

Engine Type	3.0-liter, DOHC, 24-valve V-6 with VTEC (Variable Valve Timing and Lift Electronic Control) system
Horsepower, SAE net 5-speed	270 hp @ 7100 rpm
Automatic	252 hp @ 6600 rpm
Torque, SAE net 5-speed and Automatic	210 lbs-ft (29.0 kg-m) @ 5300 rpm
Redline 5-speed	8000 rpm
Automatic	7500 rpm
Displacement	181.6 cu in (2977 cc)
Compression Ratio	10.2:1
Induction System	Programmed Fuel Injection (PGM-FI) with Variable Volume Induction System
Engine Block	Aluminum alloy with cast-iron cylinder liners
Cylinder Heads	Aluminum alloy
Emission Control	3-way catalytic converter
Connecting Rods	Titanium
Ignition System	Electronic direct ignition
Transmissions	5-speed manual (standard) Electronically controlled 4-speed automatic with programmed lockup torque converter (optional)
Drivetrain	Transverse mid-engine/rear-wheel drive
Supplemental Restraint System (SRS)	Honda R&D-designed driver's and passenger's side air bags

EXTERIOR DIMENSIONS

Wheelbase	99.6 in (2530 mm)
Track, front	59.4 in (1510 mm)
Track, rear	60.2 in (1530 mm)
Length	174.2 in (4425 mm)
Width	71.3 in (1810 mm)
Height	46.1 in (1170 mm)
Minimum Ground Clearance	4.6 in (117 mm)

COMFORT AND CONVENIENCE

Automatic Climate Control
 Acura/Bose® Music System, AM/FM stereo, electronically tuned radio with cassette and FM diversity antenna
 Power windows with key-off feature and power door locks, power mirrors
 Cruise control
 Fully adjustable steering column (tilt and telescopic)
 3-point seat belts with automatic tensioners
 Theft-deterrent system
 Dual beverage holder

BODY/SUSPENSION/CHASSIS

Front Suspension	Independent aluminum double-wishbone with coil springs, stabilizer bar and compliance pivot
Rear Suspension	Independent aluminum double-wishbone with coil springs and stabilizer bar
Steering Type 5-speed Automatic	Variable-ratio rack-and-pinion Electric, speed-sensitive, variable power-assisted, rack-and-pinion
Tires	
Front (5-speed)	Yokohama A022H1 205/50 ZR15
Rear	Yokohama A022H1 225/50 ZR16
Front (Automatic)	Bridgestone Potenza RE010H1 205/50 ZR15
Rear	Bridgestone Potenza RE010H1 225/50 ZR16
Braking System	Dual-diagonal, power-assisted, 4-wheel ventilated disc brakes
Front Discs	Ventilated, 11.1 in (282 mm) diameter, 28 mm rotor thickness
Rear Discs	Ventilated, 11.1 in (282 mm) diameter, 21 mm rotor thickness
Anti-Lock Braking System (ABS)	Honda R&D-designed 4-channel system with 4 wheel-speed sensors and electronic/hydraulic control unit
Body Type	Aluminum unit body
Fuel Capacity	18.5 U.S. gallons (70 liters)
Recommended Fuel	Premium unleaded; 91 octane
EPA Fuel Mileage* (City/Highway)	19/24 (5-speed); 18/23 (Automatic)
Curb Weight 5-speed	3020 lbs (1370 kg)
Automatic	3109 lbs (1410 kg)

*Use for comparison purposes only. California figures are the same. Your mileage may vary.

SEATING AND TRIM

Leather-trimmed 4-way power seats
 Full-length center console with coin box and beverage holder
 Full interior carpeting
 Full cargo area carpeting

COLORS AND TRIM

EXTERIOR	INTERIOR
Formula Red	Black/White
Berlina Black	Black/White
Sebring Silver Metallic	Black
Grand Prix White	Black

Specifications, features, illustrations and equipment shown in this catalog are based upon the latest available information at the time of publication. Although descriptions are believed to be correct, accuracy cannot be guaranteed. American Honda Motor Co., Inc. reserves the right to make changes at any time, without notice or obligation, in colors, specifications, accessories, materials and models. Some vehicles are shown with optional equipment. See the 1993 Acura Accessory Brochure for a complete list of optional equipment. For a complete list of standard and optional features see individual product brochures.

Legend Sedan



ENGINEERING

Engine Type	3.2-liter, SOHC, 24-valve V-6
Horsepower, SAE net	200 hp @ 5500 rpm
Torque, SAE net	210 lbs-ft (29.0 kg-m) @ 4500 rpm
Induction System	Programmed Fuel Injection (PGM-FI) with Variable Induction System
Engine Block	Aluminum alloy with cast-iron cylinder liners
Transmissions	5-speed manual* Electronically controlled 4-speed automatic with programmed lockup torque converter (optional)
Drivetrain	Longitudinal front engine/ front-wheel drive
Front Suspension	Independent double-wishbone with coil springs and stabilizer bar
Rear Suspension	Independent double-wishbone with dual trailing arms, coil springs and stabilizer bar
Steering Type	Speed-sensitive, variable power-assisted, rack-and-pinion
Tires	Bridgestone All Season 205/60 R15 91V Michelin MXV4 All Season 205/60 R15 91V (L/LS)
Braking System	Dual-diagonal, power-assisted, 4-wheel disc brakes
Front Discs	Ventilated, 11.0 in (280 mm) diameter
Rear Discs	11.0 in (280 mm) diameter
Anti-Lock Braking System (ABS)	Honda R&D-designed system with 4 wheel-speed sensors and electronic/hydraulic control unit
Supplemental Restraint System (SRS)	Honda R&D-designed driver's and passenger's side air bags
Fuel Capacity	18.0 U.S. gallons (68 liters)
Recommended Fuel**	Premium unleaded; 91 octane
EPA Fuel Mileage† (City/Highway)	19/25 (5-speed); 19/24 (Automatic)
Curb Weight 5-speed	3516 lbs (1595 kg)
Automatic	3560 lbs (1615 kg)

*Availability of 5-speed manual transmission is limited. **Gasoline with an octane number lower than 91 may be used, with reduced performance, if premium unleaded is not available. †Use for comparison purposes only. California figures are the same. Your mileage may vary.

SEATING AND TRIM

	SEDAN	L	LS
Leather-trimmed interior	-	Opt	•
Burled walnut trim, console and power window controls	•*	•*	•
Driver's 8-way power seat with adjustable lumbar support and memory	-	•	•
Passenger's 4-way power seat	-	-	•

• = Standard Opt = Optional - = Not available
*Console only; simulated wood **Simulated wood

EXTERIOR DIMENSIONS

Wheelbase	114.6 in (2910 mm)
Track, front	61.0 in (1550 mm)
Track, rear	60.6 in (1540 mm)
Length	194.9 in (4950 mm)
Width	71.3 in (1810 mm)
Height	55.1 in (1400 mm)

COMFORT AND CONVENIENCE

	SEDAN	L	LS
Air conditioning	•	•	•
Automatic Climate Control	-	-	•
AM/FM stereo/cassette, Dolby® equalizer, anti-theft feature	•	-	-
Acura/Bose® Music System, AM/FM stereo/cassette, Dolby® Dynamic Noise Reduction® (DNR), FM diversity antenna system, anti-theft feature	-	•	•*
Steering wheel-mounted remote control audio system	-	•	•
Trunk-mounted six-disc CD changer	Opt	Opt	Opt
Heated front seats	-	-	•
Custom-designed cellular phone with steering wheel control module, Voice Response function	-	Opt	Opt
Power-operated moonroof with sliding shade	-	•	•
Power windows with key-off feature and power door locks with logic feature	•	•	•
Cruise control	•	•	•
Theft-deterrent system	•	•	•
Beverage holder†	•	•	•

• = Standard Opt = Optional - = Not available

*Premium Music System †Available on automatic transmission models only

COLORS AND TRIM

EXTERIOR	INTERIOR		
	SEDAN*	L†	LS‡
Frost White	Taupe	Taupe	Taupe
Vineyard Gray Metallic	Taupe	Taupe	Taupe
Granada Black Pearl		Ivory/Black	Ivory/Black
Sirius White Pearl**			Ivory
Geneva Green Pearl		Ivory	Ivory
Canterbury Green Metallic		Taupe	Taupe
Cashmere Metallic	Ivory	Ivory	Ivory

*Moquette fabric †Moquette fabric or leather **Limited availability ‡Leather-trimmed

Vigor



ENGINEERING

Engine Type	2.5-liter, SOHC, 20-valve, inline 5-cylinder
Horsepower, SAE net	176 hp @ 6300 rpm
Torque, SAE net	170 lbs-ft (23.5 kg-m) @ 3900 rpm
Induction System	Programmed Fuel Injection (PGM-FI) with Dual-Stage Induction System
Engine Block	Aluminum alloy with cast-iron cylinder liners
Transmissions	5-speed manual (standard) Electronically controlled 4-speed automatic with programmed lockup torque converter (optional)
Drivetrain	Longitudinal front engine/front-wheel drive with equal-length halfshafts
Front Suspension	Independent double-wishbone with coil springs and stabilizer bar
Rear Suspension	Independent double-wishbone with trailing link, coil springs and stabilizer bar
Steering Type	Speed-sensitive, variable power-assisted, rack-and-pinion
Tires	205/60 R15 91H M+S All Season
Braking System	Dual-diagonal, power-assisted, 4-wheel disc brakes
Front Discs	Ventilated, 11.0 in (280 mm) diameter
Rear Discs	10.2 in (258 mm) diameter
Anti-Lock Braking System (ABS)	Honda R&D-designed system with 4 wheel-speed sensors and electronic/hydraulic control unit
Supplemental Restraint System (SRS)	Honda R&D-designed driver's side air bag (LS) driver's and passenger's side (GS)
Fuel Capacity	17.2 U.S. gallons (65 liters)
Recommended Fuel*	Premium unleaded; 91 octane
EPA Fuel Mileage** (City/Highway)	20/27 (5-speed); 20/26 (Automatic)
Curb Weight	LS GS
5-speed	3142 lbs (1425 kg) 3208 lbs (1455 kg)
Automatic	3197 lbs (1450 kg) 3274 lbs (1485 kg)

*Gasoline with an octane number lower than 91 may be used, with reduced performance, if premium unleaded is not available. **Use for comparison purposes only. California figures are the same. Your mileage may vary.

EXTERIOR DIMENSIONS

Wheelbase	110.4 in (2805 mm)
Track, front	59.8 in (1520 mm)
Track, rear	59.4 in (1510 mm)
Length	190.4 in (4835 mm)
Width	70.1 in (1780 mm)
Height	52.0 in (1320 mm)

SEATING AND TRIM

Full moquette upholstery	LS	GS
Driver's 4-way power seat	•	–
Leather-trimmed interior	–	•
Leather-wrapped steering wheel	•	•
Wood-trimmed dash and door panels	•	•

COMFORT AND CONVENIENCE

Air conditioning	LS	GS
Acura Music System, AM/FM stereo/cassette, Dolby,* with 8 speakers and anti-theft feature	•	•
Digital Signal Processor (DSP) audio system	–	•
Power antenna	•	•
Trunk-mounted six-disc CD changer	Opt	Opt
In-dash CD player	Opt	–
Custom-designed cellular phone with Voice Response function	Opt	Opt
Power-operated moonroof with sliding shade	–	•
Power windows and power door locks	•	•
Cruise control	•	•
Theft-deterrent system	•	•
Tilt-adjustable steering column	•	•
Remote trunk, fuel-filler-door and hood releases	•	•

• = Standard Opt = Optional – = Not available

COLORS AND TRIM

EXTERIOR	INTERIOR
Frost White	LS & GS*
Granada Black Pearl	Black
Cassis Red Pearl	Gray
Regal Plum Pearl	Cognac
Arcadia Green Pearl	Cognac
Solaris Silver Metallic	Black

*Leather-trimmed interior standard on GS model.

Integra



ENGINEERING

Engine Type	RS, LS, GS: 1.8-liter, DOHC, 4-cylinder 16-valve; GS-R: 1.7-liter, DOHC, 4-cylinder 16-valve, with Variable Valve Timing and Lift Electronic Control (VTEC) system
Horsepower, SAE net	RS, LS, GS: 140 hp @ 6300 rpm GS-R: 160 hp @ 7600 rpm
Torque, SAE net	RS, LS, GS: 126 lbs-ft (17.4 kg-m) @ 5000 rpm GS-R: 117 lbs-ft (16.2 kg-m) @ 7000 rpm
Induction System	Programmed Fuel Injection (PGM-FI)
Engine Block	Aluminum alloy with cast-iron cylinder liners
Transmissions	5-speed manual (standard) Electronically controlled 4-speed dual-mode automatic with programmed lockup torque converter (optional) [†]
Drivetrain	Transverse front engine/front-wheel drive with equal-length halfshafts
Front Suspension	Independent double-wishbone with coil springs and stabilizer bar
Rear Suspension	Independent double-wishbone with coil springs and stabilizer bar
Steering Type	Speed-sensitive, variable power-assisted, rack-and-pinion
Tires	P195/60 R14 85H (RS) Michelin XGT-H4 P195/60 R14 85H (LS and 4-door GS) Michelin XGT-V4 P195/60 R14 85V (LS Special, 3-door GS and GS-R)
Braking System	Dual-diagonal, power-assisted, 4-wheel disc brakes
Front Discs	Ventilated, 10.3 in (262 mm) diameter
Rear Discs	9.4 in (239 mm) diameter
Anti-Lock Braking System (ABS)	Honda R&D-designed system with 4 wheel-speed sensors and electronic/hydraulic control unit (GS and GS-R)
Fuel Capacity	13.2 U.S. gallons (50 liters)
Recommended Fuel	RS, LS and GS: Regular unleaded, 86 octane; GS-R: Premium unleaded, 91 octane [†]
EPA Mileage** (City/Highway)	RS, LS and GS: 25/31 (5-speed) GS-R: 24/29 (5-speed) 23/29 (Automatic)
Curb Weight	3-DOOR 4-DOOR
5-speed	2643 lbs (1199 kg) 2703 lbs (1226 kg)
Automatic	2701 lbs (1225 kg) 2760 lbs (1252 kg)

*Gasoline with an octane number lower than 91 may be used, with reduced performance, if premium unleaded is not available.**Use for comparison purposes only. California figures are the same. Your mileage may vary. †Not available on GS-R.

EXTERIOR DIMENSIONS

	3-DOOR	4-DOOR
Wheelbase	100.4 in (2550 mm)	102.4 in (2600 mm)
Track, front	58.1 in (1475 mm)	58.1 in (1475 mm)
Track, rear	58.1 in (1475 mm)	58.1 in (1475 mm)
Length	172.9 in (4392 mm)	176.5 in (4484 mm)
Width	67.5 in (1714 mm)	67.5 in (1714 mm)
Height	50.0 in (1270 mm)	50.6 in (1285 mm)

COMFORT AND CONVENIENCE

	3-DOOR				4-DOOR			
	RS	LS	GS	GS-R	RS	LS	GS	GS-R
Air conditioning	Opt	Opt	Opt	Opt	Opt	Opt	Opt	Opt
AM/FM stereo/cassette, Dolby [®] 4 speakers, and anti-theft feature	Opt	•*	•	•	Opt	•*	•	•
Power antenna	-	•	•	•	-	•	•	•
Power-operated moonroof with sliding shade	-	•	•	•	-	-	•	•
Power windows	-	•	•	•	-	•	•	•
Power door locks	-	-	•	•	-	•	•	•
Cruise control	-	•	•	•	-	•	•	•
Adjustable steering column	•	•	•	•	•	•	•	•
Reclining front bucket seats	•	•	•	•	•	•	•	•
60/40 split fold-down seatbacks	•	•	•	•	•	•	•	•
Leather-trimmed interior and steering wheel	-	- [†]	Opt [‡]	-	-	-	Opt [‡]	-
Driver's seat with adjustable lumbar support	-	•	•	•	-	•	•	•
Driver's seat with adjustable side bolsters	-	- [†]	•	•	-	-	•	•
Front passenger "walk-in" seat	•	•	•	•	-	-	-	-
Motorized 2-point passive front shoulder belts with active lap belts	•	•	•	•	•	•	•	•
3-point outboard rear seat belts	•	•	•	•	•	•	•	•
Remote hatch/trunk and fuel-filler-door releases	•	•	•	•	•	•	•	•

• = Standard Opt = Optional - = Not available
*Anti-theft feature not included **Granada Black Pearl †Standard on LS Special only ‡Leather-trimmed interior only

COLORS AND TRIM

EXTERIOR	INTERIOR							
	3-DOOR				4-DOOR			
	RS	LS	GS	GS-R	RS	LS	GS	GS-R
Frost White	Blue	Blue/Black	Black	Black	Blue	Blue	Blue	Blue
Milano Red	Black	Black	Black	Black				
Aztec Green Pearl				Black				
Isle Green Pearl		Ivory/ ¹ Black ¹					Ivory	
Captiva Blue Pearl		Black	Black	Black				
Horizon Gray Metallic		Black						
Granada Black Pearl	Black	Ivory	Ivory/ ¹ Black ¹				Ivory/ ¹ Black ¹	
Rosewood Brown Metallic					Black	Black	Black	Black
Torino Red Pearl						Black	Black	
Saxony Blue Metallic						Blue	Blue	

¹Leather optional **Available in leather only [†]LS Special with leather only

©1992 Acura Division of American Honda Motor Co., Inc. Acura, NSX, Legend, Vigor and Integra are registered trademarks of Honda Motor Co., Ltd. VTEC is a trademark of Honda Motor Co., Ltd. Bose is a registered trademark of Bose Corporation. Covered by patent rights issued and/or pending. Dolby is a registered trademark of Dolby Laboratories. Printed in U.S.A. 300M 8/92 EA300

High-performance Acura automobiles should only be maintained by an equally satisfying network of dedicated dealers.

O W N E R S H I P

At Acura, the ownership experience is as much a concern as the high-quality engineering and craftsmanship that goes into all our automobiles. Like our engineering, our dedication to customer satisfaction speaks for itself. Since their introduction, Acura auto-



mobiles have consistently ranked at the top of prestigious nationwide surveys that measure reliability, durability and customer satisfaction, not only at the time of purchase but also after years of ownership. This re-

markable reputation is achieved through a combination of advanced engineering, state-of-the-art construction techniques, craftsmanship and an ongoing commitment to service excellence. This team approach that involves engineering, production and your local dealer is the key to our high level of customer satisfaction.

Acura automobiles are covered with a comprehensive 4-year or 50,000-mile limited warranty. Under the terms of this warranty, Acura will repair or replace, free of charge, any factory-installed part that proves defective in materials or workmanship. See your nearest Acura dealer for complete details.

ACURA SATISFACTION

Every Acura dealer is dedicated to providing prompt, courteous service in a professional manner at the time of purchase and throughout your Acura automobile ownership.



PARTS NETWORK

Using computerized parts retrieval and automated handling procedures, replacement parts are quickly processed and shipped to dealers. Like Acura automobiles, our warehouses are as efficient as our high-performance machines.





