

2001

ACURA

INTEGRA



1-800-TO-ACURA

www.acura.com


©2000 Acura Division of American Honda Motor Co., Inc. Acura, Integra, MDX, 3.5RL, TL, NSX, CL, Total Luxury Care (TLC) and VTEC are trademarks of Honda Motor Co., Ltd. The Acura Integra was the highest-ranked Sporty Car in J.D. Power and Associates (1997, 1998) 2000 Initial Quality Study™ 2000 study based on a total of 47,909 consumer responses indicating owner-reported problems during the first 90 days of ownership. www.jdpower.com. Specifications, features, illustrations and equipment shown in this catalog are based upon the latest available information at the time of publication. Although descriptions are believed to be correct, accuracy cannot be guaranteed. American Honda Motor Co., Inc. reserves the right to make changes at any time, without notice or obligation, in colors, specifications, accessories, materials and models. Some vehicles are shown with optional equipment. Acura reserves the right to limit services or reimbursements to an owner or driver when, in the judgment of Acura, the claims become excessive in frequency or type of occurrence. Acura also reserves the right to alter or withdraw the Acura Roadside Assistance Program or any other part of the Acura TLC Program at any time without notice. Make an intelligent decision. Fasten your seat belt. Printed in the U.S.A.
100M 7700 E41002



Like its exotic sibling, the Acura NSX sports car, the Acura Integra draws upon innovative technology to deliver dazzling performance and gratifying refinement in equal measure. The racing-inspired suspension of the Integra, for instance, boasts a 4-wheel, independent double-wishbone design that provides both superb handling and a smooth ride. Every Integra also features a racing-derived, dual-overhead-camshaft, 16-valve engine for breathtaking response.

INTEGRA

At the same time, every Acura Integra provides impressive fuel efficiency, advanced safety systems and a truly sweeping array of standard luxury amenities — from power windows and mirrors to air conditioning, an immobilizer anti-theft system and a high-powered, premium audio system with a compact disc player. The stunning result is a driver's automobile of uncommon versatility, engineering and craftsmanship — one that sets an unsurpassed standard for its class.



PERFORMANCE 7

INTERIOR ENVIRONMENT 8

AMENITIES 10

ACOUSTICS 11

SAFETY 15

YOUR SATISFACTION 16

COLOR & UPHOLSTERY 17

SPECIFICATIONS 22

ACCESSORIES 24



ACURA INTEGRA LS COUPE shown in Voltage Blue Metallic.



ACURA INTEGRA GS-R COUPE shown in Clover Green Pearl.



**THE SIZE OF A BANTAMWEIGHT,
THE MUSCLE OF A HEAVYWEIGHT**

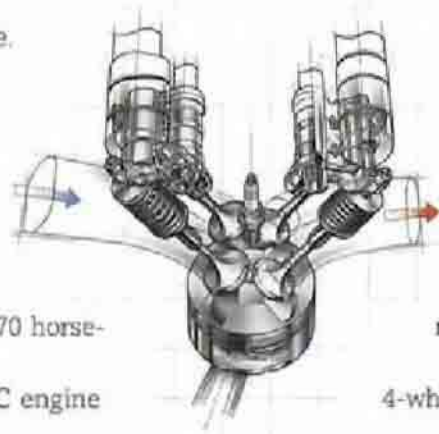
Using the innovative VTEC system, which maximizes engine efficiency across the entire rpm range, the Integra GS-R engine combines abundant low- and midrange torque with a remarkable 170 horsepower — all from a fuel-efficient, 1.8-liter, 4-cylinder design.

THE EXHILARATION OF RACING-INSPIRED
ACURA INTEGRA PERFORMANCE: THINK OF IT AS
YOUR OWN ADRENALINE FACTORY.

The simple objective of the Acura Integra Sport Coupe and Sport Sedan: deliver an unforgettable driving experience.

ENGINES BORN ON THE RACETRACK AND BRED FOR THE ROAD. Like the layout in many race cars, the 1.8-liter engine in every Integra features a dual-overhead-camshaft, 4-valve-per-cylinder configuration for brilliant response.

LS and GS models produce 140 horsepower and outstanding smoothness. Integra GS-R models deliver an even more impressive 170 horsepower, thanks to the unique VTEC engine system, which uses an additional cam lobe that alters valve timing, duration and lift to boost output. Also, all Integra engines are now designed to go 100,000 miles without a scheduled tune-up.* Standard on LS and GS models is a slick-shifting, 5-speed manual transmission; GS-R models feature a close-ratio, 5-speed manual transmission that complements the high-revving character of the VTEC engine.



SMOOTHER-SHIFTING, 4-SPEED AUTOMATIC TRANSMISSION. Optional on LS and GS models is an electronically controlled, 4-speed automatic transmission that's been engineered for smooth shifting action. A sophisticated Grade Logic Control System automatically adjusts the shifting program as required to reduce gear "hunting" on hills and twisty roads.

A HIGH-PERFORMANCE SUSPENSION THAT LOVES TO BE THROWN CURVES. All Integra models have the highly tuned, 4-wheel, independent double-wishbone suspension system originally unveiled on the racy Integra GS-R. Contributing to the razor-sharp feel of this Grand Prix-inspired layout is a variable power-assisted steering system that delivers both faithful response at highway speeds and reduced effort during parking. All Integra models are also outfitted with 4-wheel disc brakes.

*Does not apply to fluid and filter changes or periodic inspections. Please refer to the maintenance section of your owner's manual to determine all appropriate maintenance intervals.




TOP: A 5-SPEED THAT MAKES QUICK WORK OF SHIFTING

To maximize the sizzling response of their 16-valve, double-overhead-cam engines, all Integra models are equipped with a standard 5-speed manual transmission designed for smooth, precise shifting action.

BOTTOM: FROM THE SPEEDWAY TO THE FREEWAY

Your Integra Type-R may not look exactly like this one, but with its 195-hp engine, high-volume intake manifold and lightweight flywheel, it's going to drive just like it.



FORMULA ONE-INSPIRED SUSPENSION SYSTEM

Similar to the layout found on modern race cars, the taut, 4-wheel, independent double-wishbone suspension of the Integra offers superb handling poise on twisting roads.



VROOM WITH A VIEW

To let you savor the breeze, the Integra is equipped with a standard power glass moonroof that glides fully open at the touch of a button or can be tilted upward for increased cabin ventilation. Dark tinted glass screens out strong sun rays.

IT'S BEEN SAID THAT A THRILLING SPORTS MACHINE CAN'T BE AS COMFORTABLE AS A LUXURY CAR. HAPPILY, WE WEREN'T LISTENING.

There's a design philosophy that governs all Acura automobiles: it's impossible to create a performance car that's too much fun to drive — or too comfortable to ride in.

EVEN IN A CAR THIS HOT, YOU'LL ALWAYS KEEP YOUR COOL. Standard on every Acura Integra is an air conditioning system that cools the interior quickly and quietly even on the warmest summer days. Or if you prefer to drive alfresco, you can bask in the breeze simply by

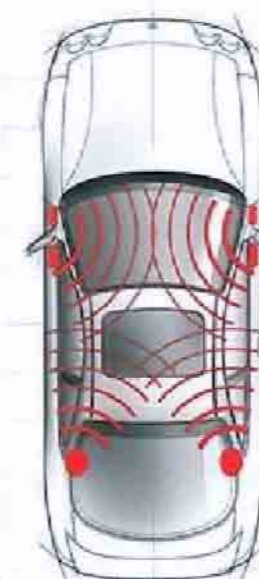
opening the tinted-glass power moonroof and giving Mother Nature a lift.

A SOUND SYSTEM AS PRECISE AND RESPONSIVE AS THE SUSPENSION. The standard 80-watt, AM/FM/CD Acura Music System produces music with dazzling clarity, thanks to six advanced speakers: two woofer/midrange units in the rear, two midrange drivers located low in the front doors and two tweeters mounted high up in the front doors for unimpeded high-frequency sound.

THE KEY TO MUSICAL ENJOYMENT: THE SOUNDS OF SILENCE.

By employing the latest vibration-absorbing technology and sound-insulating materials, our engineers have created a remarkably quiet cabin — the ideal environment in which to enjoy the digital sound of the standard in-dash compact disc player.

This same fastidious quest for reduced noise extends all the way to the engine compartment, where an innovative hydraulic engine mount



helps quell unwanted vibrations before they can intrude on the passenger cabin.

UNINTERRUPTED MUSIC EVEN DURING THE LONGEST DRIVES. For unparalleled convenience and control, Integra owners may add an optional 6-disc, trunk-mounted CD changer for hours of continuous musical programming. And for

increased security, the Integra audio system is also equipped with a standard anti-theft feature that renders the head unit unusable if it is removed from the center console.



ENJOY YOUR FAVORITE MUSIC ANY WAY YOU LIKE IT
The standard Acura Music System in the Integra includes an 80-watt AM/FM receiver, six speakers and an in-dash CD player. Available as options are a 6-disc, trunk-mounted CD changer and an in-dash cassette player (shown).







TOP: DOOR-MOUNTED WINDOW AND MIRROR CONTROLS

Conveniently grouped on the driver's door panel are controls to operate the power windows and power outside mirrors, which are standard on all Acura Integra models.



BOTTOM: THOUGHTFULLY DESIGNED CRUISE CONTROL SWITCHES

To help the driver remain focused on the road ahead, the cruise control system — included as standard on all Integra models — is operated with switches located on the hub of the leather-wrapped steering wheel.

A PERFECT FIT FOR ANY DRIVING MISSION

Deeply sculptured for reassuring support during spirited driving, the seats are also carefully crafted for enduring comfort during the longest drives. Integra GS and GS-R models offer the enhanced luxury of supple leather appointments.



DUAL BEVERAGE HOLDER

A handy dual beverage holder built into the center console securely carries most standard cups and beverage cans and hides away discreetly when not in use.



WHETHER YOU'RE A RACE CAR DRIVER OR A HEDONIST, THE INTEGRA CABIN CATERS TO YOUR EVERY WHIM.

The Integra Sport Coupe and Sport Sedan provide conclusive proof that a savvy balance of form and function results in a comfortable and rewarding experience for driver and passengers alike.

APPOINTMENTS DESIGNED FOR EFFICIENCY AND LASTING COMFORT. The Integra cabin is made for discriminating drivers and is equipped with straightforward, easy-to-read analog instruments; smartly arranged controls; and handsome, carefully coordinated materials. The deeply sculptured seats, whether trimmed in inviting moquette fabric or supple leather, are designed to be highly supportive for spirited driving maneuvers, yet comfortable even during all-day highway drives.

Standard features on all Integra models include power windows, power door mirrors and power door locks. Additionally, every Integra is equipped with a tilt-adjustable steering column, a dual beverage holder, a rear window defroster with timer, and, on Integra Sport Coupe models, a convenient rear window wiper/washer. Less visible, but no less

important to the overall feeling of refinement and quality, is a highly rigid, steel-reinforced monocoque structure that helps to isolate the passenger cabin from noise and vibrations.

DESIGNED TO BE AS ACCOMMODATING AS IT IS INVITING. For all of its readily apparent luxury, the Acura Integra is also an uncommonly versatile automobile. To provide exceptional cargo-handling capability, the Integra Sport Coupe includes a 50/50 split fold-down rear seatback; for enhanced security, an integral rear cargo area cover is also included as standard equipment. On the Integra Sport Sedan, the rear seatback folds down as a single unit, allowing the generously sized trunk to handle extra-large items with ease.

A standard, advanced ignition-immobilizer system is included on all Acura Integra models. The immobilizer system offers added security from theft by preventing the Integra engine from being started unless the properly coded key is inserted into the ignition.



ACURA INTEGRA GS-R COUPE shown with Ebony Leather.



ACURA INTEGRA LS SPORT SEDAN shown in Voltage Blue Metallic.

A CAR BUILT FOR UNCOMPROMISING SAFETY AND SECURITY. BECAUSE DRIVING ENJOYMENT BEGINS WITH CONFIDENCE AT THE WHEEL.

At Acura, we engineer our automobiles with safety systems developed to help reduce the likelihood of a collision occurring in the first place. But should an accident prove unavoidable, we have also incorporated an impressive array of standard passive safety features into every Integra model.

A CABIN CRAFTED FOR PEACE OF MIND. Foremost among the standard safety features of the Integra is a driver's and front passenger's air bag Supplemental Restraint System (SRS).^{*} The integral SRS computer simultaneously deploys both front air bags in the event of a moderate to severe frontal collision, helping to cushion the impact forces. The system's long-term reliability is enhanced through the use of corrosion-resistant, gold-plated electrical connectors.

The SRS is designed to work in concert with the driver's and front passenger's 3-point seat belt system; the rear outboard seats are also equipped



with 3-point belts. To reduce the chance of injury in side collisions, the Integra also incorporates two side-impact beams in each front door and innovative, crushable hip pads that help to dissipate impact forces.

A BODY AS STRONG AS IT IS BEAUTIFUL.

The rigid unit-body structure of the Integra is itself a safety component. The cabin is steel-reinforced, which helps it retain its shape in an accident. And front and rear crumple zones, developed with Cray II supercomputer analysis, are designed to deform progressively in an impact — absorbing impact forces while also helping to preserve the integrity of the cabin.

CONFIDENCE-INSPIRING BRAKES. Every Integra is equipped with a 4-wheel, 3-channel Anti-Lock Braking System (ABS) that helps to reduce the chance of wheel lockup — even when braking hard on slippery surfaces (shown above). In addition, the 4-wheel disc layout helps ensure consistent, fade-resistant stopping power.

*Acura reminds you and your passengers to fasten your seat belts.

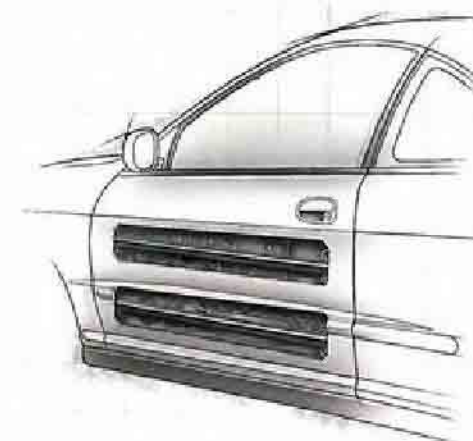


TOP: STANDARD DUAL FRONT AIR BAGS

In the event of a moderate to severe frontal collision, the standard dual front air bags deploy in a mere fraction of a second (and then immediately deflate) to help minimize the chance of injury.

BOTTOM: THE PERFORMANCE OF 4-WHEEL DISC BRAKES

Compared with drum brakes, disc brakes provide better stopping power, enhanced control and superior resistance to fade. Thus, the Integra is equipped with discs on all four wheels.



DUAL SIDE-IMPACT DOOR BEAMS

To reduce the possibility of injury in a lateral impact, every Integra is equipped with two strong, steel side-impact beams in each front door.



Clockwise from left: Acura MDX with Touring Package, 3.5RL, 3.2TL, Integra GS-R, NSX and 2CL Type S.



A C U R A



TOTAL LUXURY CARE™

OWNER BENEFITS**24-HOUR ROADSIDE ASSISTANCE**

Any time of the day or night, anywhere in the U.S., we're on call if you need help.

24-HOUR EMERGENCY TOWING

If your Acura suffers a mechanical problem, we'll tow it to the nearest Acura dealer or authorized service facility.

ACURA CONCIERGE SERVICE

A list of additional services — from booking hotels to tour planning — to help make each trip as pleasant as possible.

TRIP-INTERRUPTION BENEFITS & EXPENSE REIMBURSEMENT

If a warranty-covered problem interrupts your trip, Acura will reimburse you for any reasonable additional expenses you incur.

COMPUTERIZED TRIP-ROUTING

Acura will even plan your trip for you. Using our extensive database, we will help you find the most direct route to your destination.

VEHICLE-LOCKOUT SERVICE

It can happen to anybody, and if it should happen to you, we'll help you get a replacement key or have your vehicle unlocked.

See your Acura dealer for details about the privileges of ownership, which include Total Luxury Care (TLC), Acura Roadside Assistance and Concierge Service.

YOUR LOCAL ACURA DEALER
Your local dealer deeply appreciates your selection of an Acura product. If you have questions about maintenance, your dealer is always ready to help. Be sure to ask for details about the privileges of owning an Acura, which include Acura Concierge Service, 24-hour Roadside Assistance and other Total Luxury Care (TLC) services.



J.D. POWER AND ASSOCIATES
The Integra was ranked the Best Car in Initial Quality for three of the last four years by J.D. Power and Associates.*

ACURA.COM

Please visit the Acura Web site to find the latest information on Acura vehicles. At www.acura.com you'll also find the latest news on upcoming products and detailed information on all Acura models. In addition, there are descriptions of Acura customer programs and corporate sponsorship of charities, sporting events and other community activities.

1-800-TO-ACURA

If you would like more information on Acura vehicles, accessories, programs or services, please call us toll-free at 1-800-TO-ACURA (1-800-862-2872) any time. People are on hand to assist you 24 hours a day, seven days a week.

SUPPORT FROM ACURA PROFESSIONALS.

ACURA'S COMMITMENT TO YOUR SATISFACTION DOESN'T END WITH DELIVERY OF A WORLD-CLASS AUTOMOBILE. It only begins there. We've developed a broad range of services designed to help you enjoy your new vehicle and provide assistance should you need it. First and foremost, every new Acura vehicle is covered by a 4-year/50,000-mile limited warranty.** Every Acura also comes with Total Luxury Care (TLC), a collection of special services and privileges offered exclusively to Acura customers.

You can get more information about the complete line of Acura automobiles by logging



Additional peace of mind is available with the Acura Care Program, which provides comprehensive vehicle and travel protection beyond the initial warranty period. Please consult your local Acura dealer for complete details.

on to the Web site, www.acura.com. A dealer locator at the Web site lists showrooms in your area where you can experience an Acura firsthand. As you get to know your Acura, you'll find that the dedication to excellence reflected in the automobiles themselves carries through in every aspect of the ownership experience.

*Please refer to J.D. Power and Associates award information on back cover.
**See your local Acura dealer for warranty details.

CONSTRUCTED TO BE
EVERY BIT AS BEAUTIFUL
AS IT IS LONG-LASTING.

Each Integra is finished to some of the highest standards in the automotive industry, using a special 3-coat, 3-bake paint process to envelop the body in a glass-smooth, protective outer shell. Interiors, whether leather-appointed or clothed in rich moquette fabric, are available in three handsome shades.

COLOR COMBINATIONS

EXTERIOR COLOR	INTERIOR COLOR (SPORT COUPES)			INTERIOR COLOR (SPORT SEDANS)		
	LS Cloth	GS Leather	GS-R Leather	LS Cloth	GS Leather	GS-R Leather
Ruby Red Pearl	Ebony	—	—	Graphite	—	—
Clover Green Pearl	Parchment	Parchment	Parchment	Parchment	Parchment	Parchment
Titanium Metallic	—	—	—	—	—	Parchment
Nighthawk Black Pearl	Parchment	—	Ebony	—	—	Parchment
Milano Red	—	Ebony	Ebony	—	—	—
Taffeta White	Graphite	—	Ebony	Graphite	—	Graphite
Satin Silver Metallic	Ebony	Graphite	Ebony	Graphite	Graphite	—
Voltage Blue Metallic	Graphite	—	—	Graphite	Graphite	Graphite



RUBY RED
PEARL




CLOVER GREEN
PEARL



TITANIUM
METALLIC



NIGHTHAWK
BLACK PEARL




MILANO
RED



TAFFETA
WHITE



SATIN SILVER
METALLIC



VOLTAGE BLUE
METALLIC



EBONY
LEATHER



GRAPHITE
LEATHER



PARCHMENT
LEATHER



EBONY
MOQUETTE



GRAPHITE
MOQUETTE



PARCHMENT
MOQUETTE



ACURA INTEGRA GS-R COUPE shown in Nighthawk Black Pearl.

A CAR THAT LOOKS EVEN BETTER UP CLOSE.

With its vast array of standard amenities and premium components, the 2001 Acura Integra delivers one of the most memorable driving experiences ever witnessed in a Sport Coupe or Sport Sedan.

ENGINEERING

POWERTRAIN – Transverse front engine/front-wheel drive with equal-length halfshafts

ALTERNATOR – 12V, 90-amp max.

BATTERY – 12V, maintenance-free

ENGINE BLOCK – Aluminum alloy with cast-iron cylinder liners

CYLINDER HEAD – Aluminum alloy

EMISSION CONTROL – 3-way catalytic converter

100,000-MILE TUNE-UP INTERVAL – No scheduled tune-ups for 100,000 miles*

	LS, GS	GS-R
ENGINE TYPE	1.8-liter, 4-cylinder, 16-valve, DOHC	1.8-liter, 4-cylinder, 16-valve, DOHC with Variable Valve Timing and Lift Electronic Control (VTEC) system
HORSEPOWER, SAE NET	140 hp @ 6300 rpm	170 hp @ 7600 rpm
TORQUE, SAE NET	124 lbs-ft (17.1 kg-m) @ 5200 rpm	128 lbs-ft (17.7 kg-m) @ 6200 rpm
REDLINE	6800 rpm	8000 rpm
BORE & STROKE	3.19 in x 3.50 in (81 mm x 89 mm)	3.19 in x 3.43 in (81 mm x 87.2 mm)
DISPLACEMENT	112 cu in (1834 cc)	110 cu in (1797 cc)
COMPRESSION RATIO	9.2:1	10.0:1
INDUCTION SYSTEM	Programmed Fuel Injection (PGM-FI)	Programmed Fuel Injection (PGM-FI) with dual-stage intake manifold
IGNITION SYSTEM	Electronic ignition	Electronic ignition with knock sensor
VALVETRAIN	4 valves per cylinder, belt-driven, dual overhead camshafts	4 valves per cylinder, belt-driven, dual overhead camshafts with VTEC

*Does not apply to fluid and filter changes or periodic inspections. Please refer to the maintenance section of your owner's manual to determine all appropriate maintenance intervals.

BODY/SUSPENSION/CHASSIS

BODY TYPE – All-steel unit body

SHOCK ABSORBERS – Gas-pressurized, front and rear

STEERING TYPE – Rotary-valve, variable power-assisted, rack-and-pinion

STEERING WHEEL TURNS, LOCK-TO-LOCK – 2.98

TURNING CIRCLE, CURB-TO-CURB

Sport Coupes – 34.8 ft (10.6 m)

Sport Sedans – 34.8 ft (10.6 m)

BRAKING SYSTEM – Dual-diagonal, power-assisted, 4-wheel disc brakes

Front discs

Ventilated, 10.3-in (262-mm) diameter, 0.83-in (21-mm) rotor thickness

Rear discs

Solid, 9.4-in (239-mm) diameter, 0.35-in (9-mm) rotor thickness

4-WHEEL ANTI-LOCK BRAKING SYSTEM – Anti-Lock Braking System (ABS) with 4 wheel-speed sensors and electronic/hydraulic control unit.

WHEELS – 6.0 J x 15 cast-aluminum alloy

TIRE SIZE – P195/55 R15 84V M+S

SUSPENSION – Independent double-wishbone with coil springs, stabilizer bar, performance brace, and strut tower bar (on GS-R only).

	Sport Coupes	Sport Sedans
<i>Front stabilizer bar diameter</i>		
LS, GS, GS-R	0.94 in (24.0 mm)	0.94 in (24.0 mm)
<i>Rear stabilizer bar diameter</i>		
LS, GS, GS-R	0.55 in (14.0 mm)	0.55 in (14.0 mm)

COMFORT & CONVENIENCE

▶ Acura Music System with six speakers, AM/FM stereo, in-dash CD player and anti-theft feature

▶ Air conditioning

▶ Power moonroof

▶ Cruise control

▶ Dual beverage holders

▶ Soft-touch heating and ventilation controls

▶ 2-speed, intermittent windshield wipers

▶ Power antenna*

▶ Printed glass antenna**

▶ Power windows and door locks

▶ Individual front overhead map lights

▶ Tachometer

▶ Adjustable steering column



▶ Digital quartz clock

▶ Power hatch lock*

▶ Remote trunk**/fuel-filler-door releases

*Coupes **Sedans

TRANSMISSION

RATIOS (:1)	5-SPEED MANUAL		4-SPEED AUTOMATIC
	LS, GS	GS-R	LS, GS
1st	3.230	3.230	2.722
2nd	1.900	1.900	1.458
3rd	1.269	1.360	0.976
4th	0.966	1.034	0.638
5th	0.714	0.787	–
Reverse	3.000	3.000	1.954
Final Drive	4.266	4.400	4.357

SAFETY FEATURES

▶ 4-wheel Anti-Lock Braking System (ABS)

▶ Driver's and front passenger's air bag Supplemental Restraint System (SRS)*

▶ 3-point outboard seat belts (front/rear) and rear center lap belt**

▶ Rear child safety-seat anchors†

▶ Crumple zones (front/rear)

▶ Side-intrusion hip pads

▶ Dual side-impact front door beams

▶ 5-mph bumpers (front/rear)

▶ Electronic immobilizer system

▶ Projector-beam halogen headlights (low beams)

▶ Front/rear seat side-intrusion shoulder pads†

▶ All-around visibility:
Sport Coupes – 299°
Sport Sedans – 306.3°

▶ Safety glass

▶ Breakaway inside rearview mirror

▶ Collapsible steering column

▶ Right side-view mirror

▶ Center high-mount brakelight

▶ All Season radial tires

▶ Soft-surface interior trim

*Always fasten your seat belt.

**Rear center lap belt included on Sport Sedan models only.

†Sport Sedan models only.

- ▶ Adjustable front seat headrests
- ▶ Front side window defoggers
- ▶ Rear window wiper/washer (Sport Coupes)

EXTERIOR FEATURES

- ▶ Body-colored front and rear bumpers, front air dam
- ▶ Pin-guide window system (Coupes)
- ▶ Tinted glass
- ▶ Sashless door glass (Sedans)
- ▶ Rear window defroster with timer
- ▶ Dual power-operated door mirrors
- ▶ Galvanized-steel body panels
- ▶ Protective body-side moldings
- ▶ 15" machine-finished alloy wheels
- ▶ Aerodynamic body-colored rear spoiler with brakelight*

*Standard only on GS and GS-R Sport Coupes.



SEATING & TRIM

- ▶ Reclining front bucket seats
- ▶ 50/50 split fold-down rear seatback*
- ▶ One-piece fold-down rear seatback**
- ▶ Front passenger "walk-in" seat†
- ▶ Driver's seat with adjustable lumbar support
- ▶ Driver's seat with adjustable height and tilt
- ▶ Carpeted floor mats
- ▶ Leather-wrapped steering wheel and gearshift knob
- ▶ Rear cargo-area cover*
- ▶ Leather-appointed interior†
- ▶ Simulated-wood center console†
- ▶ Center console with armrest

*Coupes.
**Sedans.
†GS and GS-R models.
‡GS Sedan only.

FUEL ECONOMY

EPA-ESTIMATED FUEL MILEAGE, CITY/HIGHWAY*

LS, GS – 5-speed: 25/31, Automatic: 24/30

GS-R Type R – 5-speed: 25/30

RECOMMENDED FUEL

LS, GS – Regular unleaded 87 octane

GS-R – Premium unleaded 91 octane**

*Use for comparison purposes only. California figures are the same. Your mileage may vary.
**Gasoline with an octane number lower than 91 may be used, with reduced performance.

CAPACITIES

FUEL TANK – Approximately 13.2 U.S. gallons (50 liters)

EPA PASSENGER VOLUME

Sport Coupes – 76.7 cu ft

Sport Sedans – 82.8 cu ft

EPA CARGO VOLUME

Sport Coupes – 13.3 cu ft

Sport Sedans – 12.3 cu ft



EXTERIOR DIMENSIONS

	Sport Coupes	Sport Sedans
Wheelbase	101.2 in (2570 mm)	103.1 in (2620 mm)
Track, front	58.1 in (1475 mm)	58.1 in (1475 mm)
Track, rear	57.8 in (1470 mm)	57.8 in (1470 mm)
Length	172.4 in (4380 mm)	178.1 in (4525 mm)
Width	67.3 in (1710 mm)	67.3 in (1710 mm)
Height (unladen)	52.6 in (1338 mm)	53.9 in (1370 mm)
Minimum Ground Clearance	5.9 in (150 mm)	5.9 in (150 mm)
Curb Weight		
Manual transmission		
GS-R	2672 lbs (1212 kg)	2756 lbs (1250 kg)
GS	2639 lbs (1197 kg)	2712 lbs (1230 kg)
LS	2643 lbs (1199 kg)	2727 lbs (1237 kg)
Automatic transmission		
GS	2680 lbs (1216 kg)	2758 lbs (1251 kg)
LS	2685 lbs (1218 kg)	2767 lbs (1255 kg)
Weight Distribution, % front/rear		
GS-R, GS	64/36	64/36
LS	63/37	62/38

INTERIOR DIMENSIONS

Front dimensions	Sport Coupes	Sport Sedans
Head room	38.6 in (980 mm)	38.3 in (971 mm)
Leg room	42.7 in (1085 mm)	42.2 in (1073 mm)
Hip room	50.3 in (1278 mm)	50.7 in (1290 mm)
Shoulder room	51.7 in (1314 mm)	51.6 in (1309 mm)
Rear dimensions		
Head room	35.0 in (890 mm)	35.9 in (913 mm)
Leg room	28.1 in (714 mm)	32.7 in (830 mm)
Hip room	44.1 in (1119 mm)	49.9 in (1267 mm)
Shoulder room	48.8 in (1240 mm)	50.3 in (1278 mm)

TYPE-R ENGINEERING FEATURES

- ▶ 195-horsepower, 1.8 liter, 16-valve, DOHC, in-line 4-cylinder engine
- ▶ High-volume intake manifold, hand-polished intake ports
- ▶ Twin-coil intake valve springs with oval cross-section for high lift
- ▶ Lightweight, high-flow intake valves
- ▶ High-lift, high-strength camshafts
- ▶ Lightweight, high-strength connecting rods
- ▶ High-rigidity, 8-counterweight crankshaft
- ▶ High-compression (10.6:1), low-friction pistons
- ▶ High-volume airbox with repositioned intake
- ▶ High-flow exhaust system – 30% improvement
- ▶ Torque-sensitive helical limited-slip differential
- ▶ 15mm lower suspension with 8mm larger rear stabilizer bar (22mm total), revised caster and camber settings, and harder bushings
- ▶ Increased diameter disc brakes – 11.1 in fr (282mm), 10.2 in rr (260mm)
- ▶ Front suspension aluminum tower bar
- ▶ Rear performance brace

INTERIOR/EXTERIOR FEATURES

- ▶ Type-R-exclusive upholstery combination
- ▶ Titanium-finish gearshift knob
- ▶ Amber instrument illumination
- ▶ Center console with armrest and Type-R numbered plaque
- ▶ 5-lug lightweight aluminum-alloy wheels
- ▶ Wing-type rear spoiler
- ▶ Type-R decals/emblems
- ▶ Body-colored front chin spoiler, side sills, front and rear bumper
- ▶ Phoenix Yellow or Flamenco Black Pearl exterior finish

WARRANTIES

VEHICLE – 4-year/50,000-mile limited warranty*

OUTER BODY RUSTTHROUGH – 5-year/unlimited-mile limited warranty*

1.8-LITER, I-4 ENGINE – No scheduled tune-ups required for 100,000 miles**

ROADSIDE ASSISTANCE (TLC) – 4 years/50,000 miles

ACCESSORIES – 4-year/50,000-mile limited warranty†

*Ordinary maintenance items or adjustments, parts subject to normal wear and replacement, and certain other items are excluded. See your Acura dealer for the terms and conditions of limited warranties.

**Does not apply to fluid and filter changes or periodic inspections. Please refer to the maintenance section of your owner's manual to determine all appropriate maintenance intervals.

†When installed at the time of new-vehicle delivery.



TOP: REAR WING SPOILER

Dress up the sporty look of your Integra with this rakish, custom-designed rear wing spoiler, available as an option at your Acura dealer.

BOTTOM: PERFORMANCE WHEELS

Beautifully finished alloy wheels make an exciting, high-performance addition to your Acura Integra.

**YOUR ACURA DEALER PROUDLY OFFERS
A SELECTION OF GENUINE ACURA ACCESSORIES.**

ON THE SHOWROOM FLOOR, THE INTEGRA

EXPERIENCE IS JUST BEGINNING. To further personalize and protect your Integra, we offer a

full selection of genuine Acura accessories, each designed, tested and guaranteed to the same rigid standards as the Integra itself.

- ▶ CD changer
- ▶ CD changer magazine
- ▶ Cassette player
- ▶ Theft-deterrent system
- ▶ Rear wing spoiler*
- ▶ Splash guards
- ▶ Nose mask, full
- ▶ Car cover
- ▶ Gold-finish emblem kit

- ▶ Fenderwell trim
- ▶ Wheel locks
- ▶ Simulated-carbon-fiber shift knob
- ▶ Cargo mat
- ▶ Cargo net**
- ▶ Engine block heater
- ▶ Gold exhaust finisher
- ▶ Moonroof visor
- ▶ 15" alloy wheels†

*Standard on GS and GS-R Sport Coupes.
**Not available on Sport Coupe models.
†See dealer for details.



PERFORMANCE VEHICLES
The Acura Integra Type-R shown in Phoenix Yellow (bottom) is a direct descendant of the exotic Acura NSX-T shown in Spa Yellow Pearl.

