

BMW 4 Series
Gran Coupe

bmwusa.com




The Ultimate
Driving Machine®



THE NEW BMW 4 SERIES GRAN COUPE.

BMW EfficientDynamics
Less emissions. More driving pleasure.




THE NEW BMW 4 SERIES GRAN COUPE. A NEW ERA OF AESTHETICS.

THE MODEL SHOWN.

- 04 BMW 435i GRAN COUPE WITH M SPORT:**
BMW TwinPower Turbo, 300-hp, inline six-cylinder engine; 19-inch Double Spoke light alloy wheels (Style 442M); exterior in Carbon Black Metallic paint; seats upholstered in Ivory White/Black Dakota Leather; Brushed Aluminum interior trim with high-gloss Black highlight.

➔ bmwusa.com


For exclusive BMW photos, behind-the-scenes videos, and the latest BMW news:



Leather upholstery: Leather on all seating surfaces; other components may be Leather or SensaTec.

INNOVATIONS AND TECHNOLOGY.

- 16 BMW ENGINE TECHNOLOGY:**
A heritage of innovation.
- 18 BMW EFFICIENT DYNAMICS:**
Technology that increases excitement and reduces fuel consumption and emissions.
- 20 BMW CONNECTED DRIVE®:**
So connected, you're free.
- 22 CHASSIS AND PERFORMANCE TECHNOLOGY:**
Systems to enhance driving pleasure.
- 24 ACTIVE AND PASSIVE SAFETY FEATURES:**
Innovative systems for enhanced driving confidence and security.
-



INDIVIDUALITY AND VERSATILITY.

- 26 EXTERIOR COLORS**
- 28 BUILD YOUR OWN**
- 29 ORIGINAL BMW ACCESSORIES**
- 30 TECHNICAL DATA**
- 32 BMW SERVICES:**
Exclusive offers for BMW customers.

Wheel and tire specifications are subject to change. Get the latest information on BMW standard and optional features, packages and technical specifications. Visit bmwusa.com, select the BMW model of your choice, and click on "Features & Specs."

THE CENTER OF ATTENTION.

The new BMW 4 Series Gran Coupe is a beautiful design that captivates the eye again and again. As a four-door coupe, it is a dynamic marriage of opposites – combining exceptional charisma and elegance with absolute everyday usability. Discover a new era of aesthetics. Discover the new BMW 4 Series Gran Coupe.





**BUILT FOR
ADMIRING GLANCES.**



The flowing coupe silhouette of the new BMW 4 Series Gran Coupe immediately makes it stand out from the crowd. The broad, muscular rear communicates clear sporting intent. Every time you look at it, the impression is the same: this is a car that looks good from any angle.

**ONCE YOU'VE
SAT DOWN
YOU WON'T WANT
TO GET OUT.**



Everything in the interior of the new BMW 4 Series Gran Coupe is adapted to your needs. Each control element is ergonomically oriented toward the driver. Every surface delights the eye and touch. The flowing interior trim lines extend from the instrument panel to the doors and all the way to the rear cabin, while the frameless doors make the interior appear even bigger and more distinguished. It's an enjoyment that can be shared: the rear seats accommodate up to three people.

**STUNNING LOOKS.
GREAT PRACTICALITY.**



The new BMW 4 Series Gran Coupe looks great, is practical in everyday use, and impresses you anew every day – for example, with its large single-piece tailgate, which includes a power opening and closing function.



Get the latest information on BMW standard and optional features, packages and technical specifications. Visit bmwusa.com, select the BMW model of your choice, and click on "Features & Specs."



**TO SUM UP:
IT'S THE TRUE ESSENCE OF BMW.**

This vehicle simply has everything – including the undefinable. Its dynamic lines, intelligent functionality and engaging driving performance create an attraction that no one can escape. Open the door and get in!



INNOVATION AND TECHNOLOGY.

BMW ENGINE TECHNOLOGY: A heritage of innovation.

BMW EFFICIENT DYNAMICS: Technology that increases excitement and reduces fuel consumption and emissions.

BMW CONNECTED DRIVE®: So connected, you're free.

CHASSIS AND PERFORMANCE TECHNOLOGY: Systems to enhance driving pleasure.

ACTIVE AND PASSIVE SAFETY FEATURES: Innovative systems for enhanced driving confidence and security.

BMW engine technology.

A heritage of innovation. A future of sustainable exhilaration.

From its inception almost a century ago as a manufacturer of aircraft engines, Bavarian Motor Works has been a world leader in engine design. In fact, the innovations shown below were so ahead of their time that BMW engineers still incorporate this technology into today's award-winning powerplants. Over the decades, BMW engines have led to countless wins at the racetrack. Even more important, their smooth, powerful and efficient performance has won over generations of driving enthusiasts. Today, adhering to the EfficientDynamics philosophy, BMW engineers are setting even higher goals: creating an engine template that can be scaled in size and adapted to new fuel sources – all while maintaining legendary BMW performance and efficiency. It's a revolutionary concept that is now becoming reality. Welcome to the exciting future of BMW power.

1936



SEMI-HEMISPHERICAL VALVE DESIGN.

A design so advanced it helped the BMW 328 Mille Miglia win races in 1936 – and it's still in use today.

1955


ALL-ALUMINUM V-8 ENGINE.

The BMW 502 applied what is now called "intelligent lightweight engineering" to its then-awesome 160-hp V-8 engine.

1972

FUEL INJECTION.

The BMW 2002tii featured fuel injection, a technology that would become a crucial building block in BMW EfficientDynamics advances.



1981

DIGITAL MOTOR ELECTRONICS (DME).

Computerized engine monitoring and control revolutionize the performance, efficiency and reliability of BMW's World Championship-winning Formula 1® racecar.

1992

MULTI-VALVE TECHNOLOGY.

In every BMW, four valves per cylinder let in more air for greater power, and push out exhaust more easily for greater efficiency.

2006



ALUMINUM/MAGNESIUM COMPOSITE ENGINE BLOCK.

Technology from 1970s BMW racecar engines, this combines the strength to withstand high-revving performance with efficiency-enhancing light weight.

2007

TWIN POWER TURBO ENGINES.

BMW twin-scroll turbocharging calls on high-precision direct injection and a host of other innovations for increased power and efficiency – without turbo lag.

2008

BMW ADVANCED DIESEL WITH BLUE PERFORMANCE TECHNOLOGY.

BMW introduces America to a new form of diesel with amazing torque and power, quiet running, lower emissions and greater efficiency than ever before.

TODAY: THE BMW TWIN POWER TURBO ENGINE.

Introduced in 2007, TwinPower Turbo technology is incorporated into every new BMW engine, whether gasoline-, diesel- or hybrid-powered. Utilizing BMW high-precision direct injection, Double-VANOS continuously variable camshaft timing, and Valvetronic individual intake valve control, TwinPower Turbo technology delivers vastly increased power, torque and efficiency when compared to normally aspirated engines of the same size.

BMW GASOLINE-POWERED ENGINES.

Whether configured with four, six, eight or 12 cylinders, the latest BMW gasoline-combustion engines are designed to generate the highest ratio of power and thrilling performance to fuel consumption and emissions.

BMW ADVANCED DIESEL.

Powerful, fast, quiet and fuel-efficient: these are the traits of BMW Advanced Diesel engines. Thanks to BluePerformance Technology, BMW diesel engines meet emissions standards in all 50 states. Managed by a high-performance electronic engine control unit, the turbocharger develops boost and extra power in immediate response to the smallest tap of the accelerator pedal, and stays strong throughout the rev range where you do most of your driving.

BMW ACTIVE HYBRID.

BMW ActiveHybrid vehicles blend a TwinPower Turbo engine with an electric motor and high-performance lithium-ion battery. When compared to non-hybrid versions, BMW ActiveHybrid vehicles deliver greater fuel efficiency, fewer emissions and breathtaking acceleration.



BMW i: BORN ELECTRIC.

BMW i makes its debut with the i3. Powered by an electric motor combined with an innovative lithium-ion battery, the i3 accelerates from 0–60 in approximately 7 seconds.¹ The BMW i8 is a plug-in hybrid electric vehicle. A 131-hp electric motor powers the front wheels, while a 231-hp three-cylinder gasoline engine turns the rear wheels, achieving 0–60 mph in under 4.4 seconds¹ and reaching a top speed of 155 mph. In all-electric mode, it is capable of driving 22 miles with a top speed of 75 mph.

300-hp BMW TwinPower Turbo inline six-cylinder engine.



THE EVOLUTION OF BMW EFFICIENT DYNAMICS TECHNOLOGY.

Smaller engines that generate greater power using less fuel.

1994 BMW 530i

- 3.0-liter V-8 engine with 5-speed automatic transmission
- 215 horsepower
- 16 city/25 highway mpg²
- 0–60 mph: 8.8 seconds¹

2014 BMW 528i


- 2.0-liter inline four-cylinder TwinPower Turbo engine with 8-speed automatic transmission
- 240 horsepower
- 23 city/34 highway mpg²
- 0–60 mph: 6.1 seconds¹

¹ BMW AG test results. BMW urges you to obey all posted speed laws and always wear safety belts.
² EPA-estimated figures are for comparison purposes only. Your actual mileage will vary, depending on speed, driving habits, trip length and driving conditions; actual mileage may be lower.

BMW EfficientDynamics

Less emissions. More driving pleasure.

BMW was one of the first manufacturers to pursue the goal of efficient driving technologies, as part of a multi-award-winning sustainability strategy. BMW EfficientDynamics represents an acclaimed standard package of **innovative technologies** that **reduce fuel consumption** and emissions, while simultaneously enhancing **dynamic performance**. Since 1995 BMW has been able to reduce the CO₂ emissions of its entire fleet by approximately 30 percent.



OUTSTANDING: INTELLIGENT LIGHTWEIGHT CONSTRUCTION.

The structure of the BMW 4 Series Gran Coupe uses a wealth of high-tech materials. They include lightweight aluminum in the front and the chassis, high-strength steel in the body and ultra-modern plastics and magnesium. This intelligent lightweight construction reduces the weight of the components and creates exceptional body rigidity for enhanced passive safety for the driver and passengers. It also improves driving dynamics thanks to near-perfect 50/50 weight distribution between the front and rear axles.



DRIVETRAIN.

TwinPower Turbo technology is the basis for all BMW **gasoline engines**. Innovative turbocharging technology, in combination with high-precision direct injection and Valvetronic fully variable valve control, including Double-VANOS, increases output for more spontaneous response, even at lower engine speeds. At the same time, it reduces fuel consumption.

OVERALL CONCEPT.

Precisely coordinated **aerodynamics-enhancing design** lowers the drag coefficient – which, in turn, has a positive effect on raising overall efficiency. Contributing to a lowered C_d are features such as aerodynamically optimized side mirrors, and paneling that creates a flat underbody.

ENERGY MANAGEMENT.

ECO PRO mode helps you achieve fuel savings of up to 20 percent, depending on your driving style. This mode optimizes accelerator and transmission response as well as shift points, and intelligently modulates the heating/air conditioning system. ECO PRO tips also help you drive more efficiently; the bonus range shown by the on-board computer indicates how many additional miles you have gained, thanks to the increased efficiency of driving in ECO PRO mode since the last fill-up.

The **Auto Start-Stop function** switches the engine off when the vehicle comes to a temporary standstill (e.g., at traffic lights or in a traffic jam) to reduce overall fuel consumption. (The intelligent electronics system first checks the battery charge level and calculates if other electric systems, like the heated rear window, need more energy.) The engine starts up again almost instantly once the brake pedal is released. A Start-Stop signal in the Display indicates the function is active.

With **Brake Energy Regeneration**, the alternator generates electricity when you take your foot off the accelerator. Kinetic energy that was previously unharnessed is transformed into electrical energy, which is then fed into the battery. In this way, electricity is generated without consuming fuel.

Unlike conventional hydraulic systems, **electric power steering** draws power only during actual steering movements. When the steering wheel position is constant, the electric motor is inactive.

BMW ConnectedDrive®

So connected, you're free.

Every day, our world is becoming increasingly networked. Many BMW drivers, however, are better connected than the rest, thanks to BMW ConnectedDrive – an ever-widening spectrum of standard and optional technologies that strengthen the bond between you, your BMW and the outside world. For example, BMW Apps integrate with your smartphone to provide many forms of in-cabin infotainment – such as social networking and music sources – as well as keeping you in touch with family and friends.



The **BMW Head-up Display** uses a multi-color TFT to project the image toward the windshield more in your line of vision, so you can easily keep your eyes on the road while checking important travel information, such as your current speed, Check Control data and BMW Navigation system directional arrows.

BMW ConnectedDrive services include **BMW Assist eCall™**, **TeleService**, and **USB audio connection and hands-free Bluetooth®**, providing peace of mind while on the road. **BMW Navigation** provides a host of options and services to keep you in control and informed about traffic, directions and more, wherever you go. **Driver assistance systems** monitor everything around you – traffic, pedestrians, animals and road signs – notifying you of current conditions and warning of potential hazards. To learn more, visit bmwusa.com/connecteddrive.



The camera-based components of **Active Driving Assistant** enhance active safety. Lane Departure Warning,¹ including camera-based Frontal Collision Warning, registers lane markings up to 160 feet away and at speeds over 37 mph. If you drive over the left or right lane markings without using turn signals, the system warns you by vibrating the steering wheel. City Collision Mitigation can actively help prevent or reduce the severity of collisions by actively applying or priming the brakes. Pedestrian Protection works by day only, at speeds up to 40 mph. Primarily a mitigation system, it gives acute audio and visual alerts, and primes the brakes.




Parking Assistant searches for suitable parallel parking spots and then steers your vehicle into the one you choose. Simply press the "Park Assistant" button, then drive along potential parking spaces on either side of the road, staying below 22 mph and no more than five feet away. Using ultrasonic sensors integrated into the side indicators, the system searches for and measures parking spaces. When a space at least four feet longer than your vehicle is spotted, it is shown on your Control Display. Shift into reverse and Parking Assistant takes control of steering your vehicle into the selected space; you operate the accelerator and brake pedals. The acoustic and visual warnings of Park Distance Control provide assistance.

Use **BMW Apps** to access Social Networks, on-demand music and location sharing through your iPhone®, and see them on the Display screen.² Tune in to Web radio and search for stations from around the globe by name, location or genre. You can also store your favorite stations, find similar stations, display station information, and change the quality of the audio. Your favorite entries are on your iPhone, so you can take them from one vehicle to another.

¹ Requires clearly definable lane markings that are not obscured by rain, snow, etc. The feature is not a substitute for the driver's own responsibility in maintaining safe control of the vehicle.
² Requires BMW Online and BMW Apps option and a compatible phone. Please note:
 • A broadband data link is required. The costs for this (e.g., data roaming) are regulated by the customer agreement with the mobile phone service provider.
 • Not all features are available while vehicle is in motion; see dealer for details.
 • Web radio audio quality depends on the bit rate of the station, and data reception depends on your cell service. Data transfer comes over the mobile device.

A superior chassis. The best foundation for dynamic performance.

The new BMW 4 Series Gran Coupe can be equipped with a whole host of innovative technologies to help you get the most out of each drive. Many of these systems are intelligently networked with each other, maximizing your active safety quotient – and your driving pleasure.



BMW xDRIVE INTELLIGENT ALL-WHEEL DRIVE.

This system adapts perfectly to even the most challenging road conditions, ensuring outstanding traction at all times. With xDrive and Dynamic Stability Control (DSC), the vehicle remains directionally stable and on track. Split-second response times allow xDrive to distribute drive power flexibly between the two axles for optimum grip. In this way, xDrive combines the advantages of all-wheel drive – traction, directional stability and safety – with classic BMW agility.



8-speed Sport Automatic transmission adjusts to your style – from comfortable cruising to very dynamic driving. To change gears, you can use the selector lever or steering wheel-mounted paddle shifters. In SPORT mode, modified clutch settings allow very quick adjustments in engine speed, for minimal shift times. The close spacing of the eight gears optimizes acceleration, while also maximizing efficiency and comfortable shifting.

The electronically controlled dampers of the **Adaptive M Suspension** adapt to your driving style and the road conditions, creating an ideal chassis. Operating characteristics can be adjusted via the Driving Dynamics Control button; to further enhance ride comfort, choose COMFORT mode; for a considerably stiffer suspension for even more agile handling, select SPORT or SPORT+ mode.

Variable Sport Steering continuously adjusts the steering ratio and steering force to suit the changing driving situation. The steering ratio is constantly adjusted depending on the steering angle. So you can enjoy increased agility on winding roads, more safety at higher speeds, and great flexibility when parking.

Driving Dynamics Control with ECO PRO mode lets you change the driving character of the 4 Series Gran Coupe with just the push of a button. The switch customizes accelerator response characteristics, power steering characteristics and Dynamic Stability Control (DSC) thresholds. Choose between ECO PRO, COMFORT, SPORT and SPORT+ modes; each activates different settings for extra sporty, more relaxed or maximized fuel-efficient driving modes.

The five-arm rear axle is particularly rigid, so it enables precise wheel control – a must for exceptionally dynamic driving. The axle is also expertly designed for comfortable coasting. Furthermore, the flat configuration with widely placed spring struts allows for a level luggage compartment with a large loading width.

Active and passive safety. Unparalleled security, thanks to a host of BMW driving technologies.

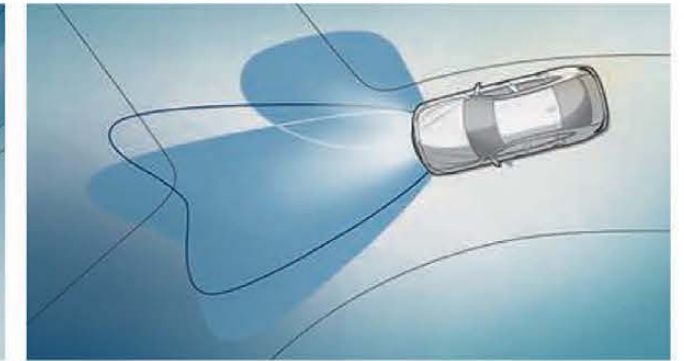
The 4 Series Gran Coupe is designed with BMW's full range of state-of-the-art active and passive safety technologies. Active safety features, such as Xenon Adaptive Headlights, powerful engines and large brakes, help you see and respond to potentially dangerous situations. Should an accident prove unavoidable, passive safety features, such as airbags, are designed to help protect you and your passengers. After a severe impact, a host of features spring into action: the doors automatically unlock, headlights and taillights flash, the starter cable is disconnected from the battery and the fuel supply is cut off. Thanks to BMW Assist eCall,TM should any airbags deploy, response specialists are automatically alerted and notified of your location.



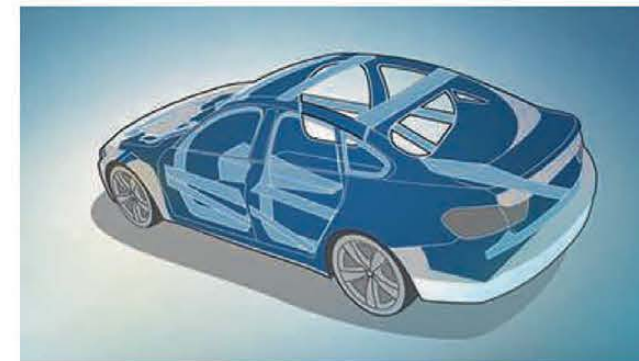
Multi-faceted functionality. Singular safety. The new BMW 4 Series Gran Coupe offers a wide spectrum of cutting-edge safety systems. Dynamic Stability Control (DSC), for example, can detect the onset of a loss of traction and prevents the vehicle from veering off course. Also available are Xenon – or LED – headlights with Adaptive light control for increased comfort and safety. The swiveling headlights follow the turns of the steering wheel to ensure optimum visibility through every corner.



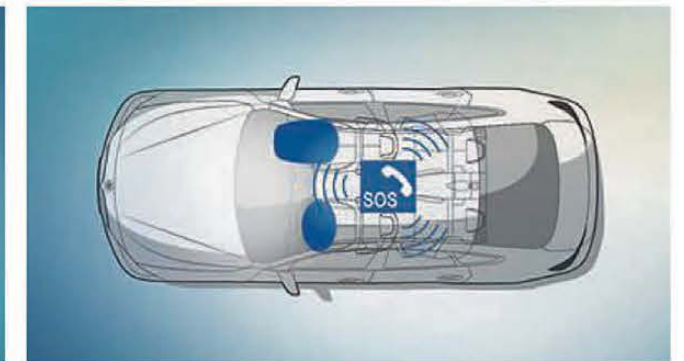
Dynamic Stability Control (DSC) provides remarkable tenacity on slippery road surfaces. If the system senses over- or understeer, it modulates engine power and can apply brakes individually to help keep the vehicle under control and going in the intended direction. In addition, Start-off Assistant, acts to prevent the vehicle from rolling downhill for one-and-a-half seconds after the foot brake is released.



Adaptive Headlights with LED Corona headlight-rings automatically swivel to follow the curves of the road, enhancing visibility. The system uses data from on-board sensors and the steering wheel angle to determine the vehicle's direction. The outer headlights then swivel accordingly, up to 15 degrees left or right. An auto-leveling feature adjusts the headlight beam's trajectory for varying passenger and cargo loads.



Passenger cell with BMW's door-anchoring system includes reinforcing bars with hook-like members within each door. In a serious side collision, the bars hook the door to the body to make a more rigid passenger cell. Then the anchoring system disengages so the doors can be opened (unless damage from the impact prevents them from opening). An integrated rollover sensor provides additional passenger protection.



BMW Assist eCall.TM Enjoy peace of mind knowing that a friendly response specialist is there to help you 24/7, at the touch of a button. BMW Assist eCall includes Enhanced Automatic Collision Notification, Emergency Request (SOS button), and Customer Relations.

EXTERIOR COLORS.



300 Alpine White (Non-metallic)



A96 Mineral White Metallic



A89 Imperial Blue Metallic



B45 Estoril Blue Metallic



668 Jet Black (Non-metallic)



481 Kalahari Beige Metallic



B39 Mineral Gray Metallic



416 Carbon Black Metallic



475 Black Sapphire Metallic



B53 Sparkling Brown Metallic



B65 Jatoba Brown Metallic



A75 Melbourne Red Metallic



A83 Glacier Silver Metallic



B38 Midnight Blue Metallic

These pages show available colors for the BMW 4 Series Gran Coupe. Please note that these samples are representations; they are not exact reproductions. To see the actual colors, visit your authorized BMW center. They will be happy to show you original samples.

For details on the availability of standard and optional exterior paints, please visit bmwusa.com/byo.

BUILD YOUR OWN BMW – AT BMWUSA.COM/BYO.



At BMW, we want you to create your own Ultimate Driving Machine.® That's why BMW offers one of the widest model ranges of any luxury automotive manufacturer. And each BMW model offers its own universe of personalizing possibilities.

It's easy to get the latest information on your favorite BMW model, whether you're at your desk or on the go. Visit bmwusa.com on your computer, tablet or smartphone, and click on the BMW model of your choice. Select **"Features & Specs"** to see all the standard features and available options and packages, as well as technical specifications.

You can then create the exact BMW model that fulfills your needs by clicking on **"Build Your Own"** – or visiting bmwusa.com/byo. Here you'll be able to select from among the many interior and exterior colors and trims, personalizing options and value-added packages. Build a BMW model that reflects your style, then view it in 360° detail. At the press of a button, see payment and financing options, get a same-day quote, download a product brochure and even schedule a test drive. BMW makes it easier than ever to make your ultimate driving dreams come true, at bmwusa.com.

ORIGINAL BMW ACCESSORIES.



[01] 20-inch Double Spoke light alloy wheels (Style 624M); BMW Base Support System and BMW roof box 460 in black. **[02]** Precise-fitting, dirt-repellent carpet floor mats. Luxury Line with deep black mat and metal inset with BMW logo. **[03]** BMW anti-slip mat for luggage compartment and folding box.

Driving a BMW is always a special experience – but it can be enhanced even further with Original BMW Accessories. These innovative products combine unique ideas, stunning design and easy functionality. Discover the wide range of Original BMW Accessories available to you, including accessories for the exterior, interior, technology, transporters, protection and details to customize your vehicle. For additional information on Original BMW Accessories, please visit your authorized BMW center or log on to shopbmwusa.com.

		428i Gran Coupe	428i xDrive Gran Coupe	435i Gran Coupe	435i xDrive Gran Coupe
--	--	-----------------	------------------------	-----------------	------------------------

Weight

Unladen	lbs	3610	3740	3740	3885
Weight distribution, front/rear	%	48.5/51.5	49.6/50.4	49.9/50.1	51.0/49.0

Engine

Type/cylinders/valves per cylinder		TwinPower Turbo/ Inline 4/4	TwinPower Turbo/ Inline 4/4	TwinPower Turbo/ Inline 6/4	TwinPower Turbo/ Inline 6/4
Displacement	cc	1997	1997	2979	2979
Bore/stroke	inch	3.3/3.5	3.3/3.5	3.3/3.5	3.3/3.5
Nominal output/rpm	hp	240/5000–6500	240/5000–6500	300/5800–6400	300/5800–6400
Maximum torque/rpm	lb-ft	255/1450–4800	255/1450–4800	300/1300–5000	300/1300–5000
Compression ratio	:1	10.0	10.0	10.2	10.2
Fuel grade		unleaded premium gasoline	unleaded premium gasoline	unleaded premium gasoline	unleaded premium gasoline

Transmission

Automatic gear ratios					
I/II/III	:1	4.71/3.14/2.11	4.71/3.14/2.11	4.71/3.14/2.11	4.71/3.14/2.11
IV/V/VI	:1	1.67/1.29/1.00	1.67/1.29/1.00	1.67/1.29/1.00	1.67/1.29/1.00
VII/VIII/R	:1	0.84/0.67/3.30	0.84/0.67/3.30	0.84/0.67/3.30	0.84/0.67/3.30
Final drive ratio	:1	3.15	3.15	3.15	3.15

Performance

Acceleration 0–60 mph ¹	sec	5.7	5.7	4.9	4.7
Top speed ²	mph	130 [155]	130 [149]	130 [155]	130 [149]

Fuel consumption³

City	mpg	23	22	21	20
Highway	mpg	34	32	32	31
Fuel tank capacity	gal	15.8	15.8	15.8	15.8

Tires and wheels

Tire dimensions		225/50	225/50	225/45	225/45
Wheel dimensions		17 x 7.5	17 x 7.5	18 x 8.0	18 x 8.0
Material		light alloy	light alloy	light alloy	light alloy

Figures in [] apply to vehicles with performance or summer tires and increased top-speed limiter.

¹ BMW AG preliminary test results. Actual acceleration results may vary, depending on specification of vehicle; road and environmental conditions; testing procedures and driving style. These results should be used for comparison only and verification should not be attempted on public roads. BMW urges you to obey all posted speed laws and always wear safety belts.

² Top speed limited electronically.

³ EPA-estimated figures are for comparison purposes only. Your actual mileage will vary, depending on speed, driving habits, trip length and driving conditions; actual mileage may be lower.

Preliminary figures shown are subject to revision.

⁴ xDrive models: 55.3 inches.

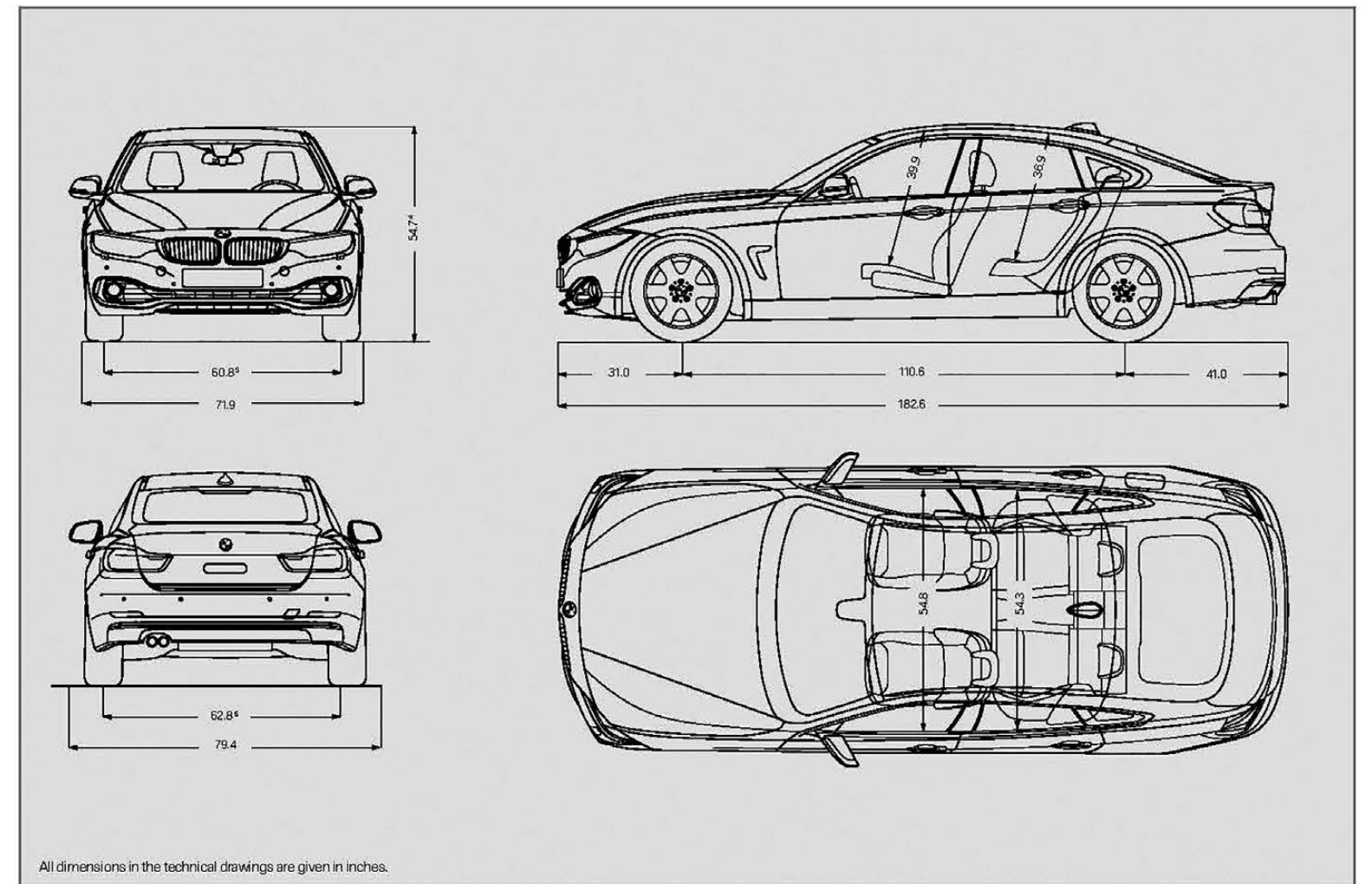
⁵ 435i and 435i xDrive: 61.1 inches.

⁶ 428i xDrive: 62.6 inches; 435i and 435i xDrive: 63.0 inches.

		428i Gran Coupe	428i xDrive Gran Coupe	435i Gran Coupe	435i xDrive Gran Coupe
--	--	-----------------	------------------------	-----------------	------------------------

Electrical system

Battery / Battery position	Ah	90 / luggage compartment	90 / luggage compartment	90 / luggage compartment	90 / luggage compartment
Alternator	A/W	170 / 2380	170 / 2380	170 / 2380	170 / 2380



U.S. Importer: BMW of North America, LLC, Woodcliff Lake, NJ 07677. All illustrations and specifications contained in this brochure are based on the latest product information available at the time of printing. BMW reserves the right to make changes at any time, without notice, in colors, materials, equipment, specifications, design and models. BMW may, subject to legal requirements, determine the Model Year designation of its vehicles. The Model Year designation on any particular model may be longer or shorter than 12 months. Some vehicles pictured may contain non-U.S. equipment. Some models may be shown with optional equipment. While BMW NA makes all reasonable efforts to provide accurate information in this brochure, there is no guarantee or warranty of accuracy. Furthermore, we do not assume any liability for the accuracy or completeness of information presented. This brochure shall not be used or relied upon as a substitute for information that is available from your authorized BMW center. Further information can be obtained from your authorized BMW center or bmwusa.com.

©2014 BMW of North America, LLC. Not to be reproduced wholly or in part without written permission of BMW NA. The BMW name, model names and logo are registered trademarks.

The Bluetooth word mark and logos are owned by the Bluetooth SIG, Inc. and any use of such marks by BMW is under license. iPhone, iPod, and iPad are registered trademarks of Apple Inc. Other trademarks and trade names are the property of their respective owners.

THE HIGH-PERFORMANCE BMW OWNERSHIP EXPERIENCE.

We believe that a premium ownership experience should feature performance and luxury, as well as safety and convenience. We believe you should be able to drive a BMW to its potential, while enjoying peace of mind and reduced cost of ownership. That's the idea behind **BMW Ultimate Service**[®]: a suite of comprehensive programs and services that are included in every new BMW vehicle. It starts with the **New Vehicle/SAV Limited Warranty**,¹ providing you with coverage for the first four years or 50,000 miles, whichever comes first. Additionally, you enjoy

12-year, unlimited-mileage warranty protection against corrosion and rust perforation.¹ BMW Ultimate Service continues with **BMW Maintenance Program** for up to the first four years or 50,000 miles,² **BMW Roadside Assistance**, and more. The 4 Series Gran Coupe also comes with a range of BMW ConnectedDrive[®] services as standard, including **BMW Assist eCall**^{TM3} and **BMW TeleService**,³ and as optional **BMW Online and BMW Apps**,⁴ **Remote Services**³ and **Concierge Services with Critical Calling**.⁴

BMW SERVICES.



BMW Maintenance Program² is one of the most comprehensive maintenance programs in its class. We cover all factory-recommended maintenance for up to the first four years or 50,000 miles, whichever comes first. This includes scheduled oil services and inspections. Also covered is the replacement of items that are subject to normal wear and tear, such as brake pads, wiper blade inserts and engine drive belts.² And, thanks to BMW's advanced engineering, most owners enjoy a well-balanced maintenance schedule, with flexible routine service intervals that can save you time. For more details, visit your authorized BMW center or log on to bmwusa.com/ultimateservice.

Remote Services³ includes Remote Door Unlock, Stolen Vehicle Recovery, and access to the My BMW Remote app, which allows you to control your BMW from your mobile device.



BMW Roadside Assistance is provided free of charge for the first four years – with no mileage limit. Call **1-800-332-4BMW (4269)** for friendly on-the-road help, 24/7, anywhere in the United States, Canada and Puerto Rico. This includes everything from flat-tire changes and emergency gasoline to towing and even trip-interruption benefits. This service also provides valuable trip-routing advice.

BMW Online and BMW Apps⁴ provides up-to-date web information: business and stock reports, as well as weather updates. BMW Online also includes **MyInfo**, which allows you to send business locations and street addresses with their associated phone numbers from the Google MapsTM website directly to your BMW. The destination can be sent to your BMW Navigation system for turn-by-turn directions.



BMW Assist eCall,³ a safety feature of BMW ConnectedDrive[®] lets you enjoy peace of mind knowing that a friendly response specialist is there to help you, 24/7, at just the push of a button. This includes Emergency Request (SOS button), Enhanced Automatic Collision Notification, and Customer Relations. **BMW TeleService**³ continually monitors specific vehicle parts that are subject to wear and tear, as well as services that require attention at regular intervals, such as vehicle service inspections. This data is automatically transmitted to your authorized BMW center, which informs a BMW Service Advisor to call and schedule a convenient service appointment. And because they use only Original BMW Parts, you can rely on expert fit and long-lasting BMW quality.



Enhanced USB and Bluetooth[®] with **Smartphone Integration** offers an array of Mobile Office⁵ functions. With the optional BMW Navigation system and your mobile phone linked via Bluetooth technology, Mobile Office transfers text messages and emails to your iDrive Display screen and then reads them aloud to you. Running late? Click on the phone number in the calendar to call your appointment.⁵

With optional **Concierge Services**⁴ you'll enjoy unlimited access to personalized Directions and services for restaurant and hotel recommendations, with the destination address and phone number not only sent right to your BMW, but also transferred to your BMW Navigation system for route guidance. Another useful Concierge feature: **Critical Calling**. This lets you make up to four operator-assisted calls per year, up to five minutes per call, if your mobile phone is not available.

EXPERIENCE MORE WITH BMW.



BMW Virtual Center. The BMW Virtual Center is open 24 hours a day! Log on to bmwusa.com/byo, configure the BMW of your dreams, and see what the monthly payments would be. You can even send the specifications to your authorized BMW center, apply for financing, or request a test drive – all online!



BMW Magazine. A fascinating view of the latest events and products in the world of BMW, including travel reviews, personality profiles, and the latest BMW technologies. **BMW Magazine** is sent to new owners and lessees twice a year.



BMW Performance Driving School. Take your driving skills to the next level. At the BMW Performance Center in Spartanburg, SC, hone your driving skills on a 1.7-mile driving course with a skid pad, slalom course and water walls. Visit bmwusa.com/pds.

Performance Center Delivery. When you opt for Performance Center Delivery, first you'll enjoy dinner and an overnight stay. We'll then take you and your companion to the Performance Center to meet your new BMW. Then you'll get tips from a professional driving instructor at the Performance Driving School. It's all compliments of BMW with your new vehicle. To learn more, call **1-888-345-4269** or visit bmwusa.com/pdsdelivery.



The **BMW Welt** ("BMW World") delivery and brand-experience center in Munich is bold proof of BMW's passion for design. When you take advantage of the BMW European Delivery Program,⁶ this is where you will meet your new BMW. (You might also realize substantial savings that just may pay for your trip.) While you're there, marvel at the historic BMWs in the Museum; learn about our engineers' newest innovations in the Technology and Design Atelier; and take a tour of the plant to experience firsthand the state-of-the-art methods used to create a BMW. Then comes the unique experience of driving your new BMW on the roads it was designed for. To learn more, visit bmwusa.com/europeandelivery.



BMW Financial Services. Arranging to buy or lease a BMW is easier than you may think. Your authorized BMW center offers leasing and financing to suit your personal needs through BMW Financial Services.⁷ To find out how BMW Financial Services can help put you behind the wheel of your favorite BMW model, log on to bmwusa.com/fs or call, toll-free, **1-800-578-5000**.

BMW FINANCIAL SERVICES.

SHAPING THE FUTURE – RESPONSIBLY.

BMW is a strong proponent of the environment and social responsibility. Back in 2000 we launched BMW EfficientDynamics: the philosophy of providing greater power with increased efficiency and fewer emissions. This has resulted in significant benefits today – for our customers, the climate and the environment.

That year, ecological sustainability was also declared one of BMW's core strategic principles; it is now firmly anchored in our entire production chain. It starts with the development of fuel-saving and alternative vehicle concepts, continues with environmentally friendly production processes, and ends with innovative recycling methods. This effort has been recognized worldwide; in 1999, BMW AG – the parent company of BMW of North America and BMW Manufacturing Co. in Spartanburg, SC – was the first automotive company to be represented on the Dow Jones Sustainability Group Index. It has remained on the Index ever since; moreover, since 2005, BMW has been voted the world's most sustainable automobile manufacturer. At BMW, we strive for and achieve high performance in all we do.

bmwusa.com/EfficientDynamics

¹ See your authorized BMW center for details on these limited warranties.

² All BMWs come with the BMW Maintenance Program standard for up to 4 years or 50,000 miles from the in-service date, whichever comes first. The BMW Maintenance Program covers factory-recommended maintenance services as determined by the Service Interval Indicator for all new eligible MY 2004 and later BMW vehicles. Exclusions from coverage include: gasoline, gasoline additives, windshield washer fluid and additives, battery, tires, wheels, wheel alignment and tire balancing. All work must be performed by an authorized BMW center. For all Model Year 2015 and later vehicles sold or leased by an authorized BMW center on or after July 1, 2014: BMW Maintenance Program coverage is not transferable to subsequent purchasers, owners or lessees. Certain limitations and exclusions apply to this program; please see bmwusa.com/ultimateservice or ask your authorized BMW center for details.


³ On 2015 and later BMW 4 Series Gran Coupe models, BMW Assist eCall and BMW TeleService are standard and include 10 years of service. Optional Remote Services includes 10 years of service. In order to receive these services, a subscriber agreement must be completed and transferred to the BMW AssistTM Response Center. GPS and underlying wireless services must be available and functioning, vehicle ignition must be turned on (except for Remote Services), battery must be charged and connected, and vehicle's electrical system operational. Due to wireless carrier coverage, services may be limited in certain geographic areas. Call toll-free **1-888-333-6118**, go to bmwassist.com, or visit your authorized BMW center for additional program details. Services are subject to the terms and conditions of your subscriber agreement.

⁴ BMW Online and BMW Apps, as well as Concierge Services, is optional. BMW Online and Concierge Services include a 3-year subscription. Subject to the terms and conditions of your subscriber agreement. Please go to bmwusa.com/connecteddrive for additional details.

⁵ Not all mobile phones are compatible with Mobile Office, and some compatible phones support a limited number of Mobile Office functions. For the complete list of compatible mobile phones and the details regarding which Mobile Office functions are supported by each phone, please visit bmwusa.com/bluetooth.

⁶ Not all models are available for BMW European Delivery Program. Please go to bmwusa.com/europeandelivery or visit your authorized BMW center for details.

⁷ Subject to credit approval and other terms and conditions.



More about BMW



The Ultimate
Driving Machine®

bmwusa.com
1-800-334-4BMW

©2014 BMW of North America, LLC. Not to be reproduced wholly or in part without written permission of BMW NA. The BMW name, model names and logo are registered trademarks. The Bluetooth word mark and logos are owned by the Bluetooth SIG, Inc. and any use of such marks by BMW is under license. iPhone, iPad and iPod are registered trademarks of Apple Inc. Other trademarks and trade names are the property of their respective owners.

4 11 004 026 25 1 2014 BB. Printed in Germany 2014.



BMW recommends **EDGE**