

BMW EfficientDynamics
Less emissions. More driving pleasure.

BMW 2 Series
Coupe
Convertible

bmwusa.com



**The Ultimate
Driving Machine®**

REBEL WITHOUT A PAUSE.
THE BMW 2 SERIES COUPE AND CONVERTIBLE.



**A LEGEND.
35 YEARS IN THE MAKING.**

In 1968, the international automotive press dubbed the BMW 2002 the world's first-ever sports sedan. Today, the 2002's legacy of a daily driver with rigid power and track-inspired performance has been passed on to a worthy successor: the BMW 2 Series. A *Car and Driver* "10Best" winner¹ and one of *Consumer Reports* highest-rated vehicles ever,² the family of BMW 2 Series models offers a bold mixture of historic heritage, athletic dynamics, and razor-sharp aesthetics unlike anything you've ever driven before. Spend even a minute behind the wheel and you'll agree.

¹*Car and Driver* award for M235i only.

²*Consumer Reports* review for M235i only.

**2
SERIES**





LAUNCH IS SERVED.

The BMW 2 Series personifies the rebellious ethos and power of the iconic 2002 in a modern driver. As untamed as ever, and now available in an eye-catching convertible, the legendary persona is yours to harness in your next great escape. Adventure is woven into the DNA of each BMW 2 Series, exhibited in the spirited M235i, which comes equipped with an Adaptive M Suspension, M Sport brakes, performance tires and advanced Driving Dynamics Control. Available xDrive provides all-weather traction and stability, accompanied by a lightweight yet rigid chassis, earning the BMW 2 Series a 2014 IIHS TOP SAFETY PICK+. Available in either a slick-shifting 6-speed manual or efficient 8-speed Sport Automatic transmission with steering wheel-mounted paddle shifters, the BMW 2 Series isn't just ready to run, it's begging to be unleashed.



TWINPOWER TURBO ENGINES.

The M235i's thunderous M Performance TwinPower Turbo 3.0-liter 320-hp engine catapults the Coupe from 0-60 in an exhilarating 4.6 seconds¹; its sibling, the 2.0-liter 240-hp-equipped 228i, chases closely behind, reaching 60 mph in a mere 5.4 seconds.¹ Both engines also provide excellent fuel economy thanks to BMW's award-winning high-precision direct injection, Valvetronic, Double-VANOS and twin-scroll turbocharger technologies. As the 2 Series breathes air in, it takes your breath away.



SPORT SUSPENSION.

With a lightweight aluminum front suspension, 4-wheel ventilated disc brakes and Dynamic Traction Control (DTC), the 2 Series is designed to be near telepathic in its responses. The Track Handling Package adds Variable Sport Steering, Adaptive M Suspension, M Sport brakes, and specifically designed non-run-flat Michelin® Pilot Super Sport performance tires.^{2,3}



AN EXTERIOR DESIGNED FOR DOUBLE TAKES.

As if carved from a single piece of steel, the angular surfaces offer aerodynamic excellence and aesthetic purity, minimizing drag and redirecting airflow, while the optional M Sport Package ups the ante with M-style rocker panels, front bumper, and rear diffuser.³ The wind tunnel-tested rear spoiler increases downforce at high speeds for enhanced rear-end traction, and with 18-inch light alloy wheels, you'll be gripping asphalt and attention in equal measure.

¹BMW AG test results with automatic transmission. See page 14 for detailed technical information. These results should be used for comparison only and verification should not be attempted on public roads. BMW urges you to obey all posted speed laws and always wear safety belts.

²See page 14 for more information.

³Variable Sport Steering, Adaptive M Suspension, M Sport brakes, Michelin Pilot Super Sport tires, and M-style rocker panels, front bumper and rear diffuser are standard on the M235i.

Get the latest information on BMW standard and optional features, packages and technical specifications. Visit bmwusa.com, select the BMW model of your choice, and click on "Features & Specs."



COMFORTABLE QUARTERS IN TIGHT CORNERS.

The BMW 2 Series refocuses the driving experience on you: the driver. Its cockpit exhibits the apex of convenience and functional design, and offers the perfect driving environment for the open road. The ergonomic nature of the BMW 2 Series interior exemplifies a thorough commitment to driver orientation. To put it simply, whatever you need is easily accessible. Intelligent storage compartments secured during sporty maneuvers. Setting a higher standard in safety and convenience, BMW ConnectedDrive® puts you in control. Take a call hands-free, access your favorite music playlist, and get turn-by-turn directions with Advanced Real Time Traffic Information. Other features, like the multi-function sport steering wheel and Sport Automatic transmission with paddle shifters, place you in an immersive driving environment. Not only does the BMW 2 Series handle any challenge the road may bring, it does so while offering comfort and luxury like never before.

Get the latest information on BMW standard and optional features, packages and technical specifications. Visit bmwusa.com, select the BMW model of your choice, and click on "Features & Specs."



ALL SKY, NO LIMITS.

Indulge your senses in the 2 Series Convertible, available in both the 228i and M235i models. The automatic softtop can be opened and closed in 20 seconds, and can even be operated while moving at speeds up to 30 mph. With three distinct top colors to choose from, you can easily personalize your convertible while complementing the dynamic body style and bold paint colors. The softtop offers optimized acoustics and enhanced soundproofing as a result of additional insulation in the fabric, so when the M235i's exuberant 320-hp engine lets loose, all you'll hear is the open road calling your name. From Sunday evening joyrides to Monday morning commutes, the BMW 2 Series Convertible ensures that you won't just feel the wind in your hair, you'll feel it in your soul.

Get the latest information on BMW standard and optional features, packages and technical specifications. Visit bmwusa.com, select the BMW model of your choice, and click on "Features & Specs."

M PERFORMANCE PARTS. TAKE IT UP A NOTCH OR TEN.

Personalize your vehicle unlike any other with available M Performance Parts from Original BMW Accessories. The genuine carbon fiber, Alcantara®-wrapped M Performance steering wheel was built for comfort and performance in extreme driving conditions. Equipped with shift indicator lights; electronically recorded 0–60 mph, lap and quarter-mile times; and lateral and longitudinal acceleration values, it gives you more control than ever by displaying important data to fine tune your driving experience. Revel in the aggressive growl of the M Performance exhaust, and experience new levels of grip with the M Performance limited-slip Differential. Complete your assertive look with an M Performance carbon fiber rear spoiler and decals. For complete information, including pricing and availability, and to order Original BMW Accessories, please contact your local BMW Center.

VISIT SHOPBMWUSA.COM.



Shown: M Performance front air splitter, black kidney grille and carbon fiber mirror caps.




Shown: M Performance steering wheel and carbon fiber interior trim kit.



Shown: M Performance brake kit, M Performance decals, 19-inch M Performance wheel set, (Style 405M).

EXTERIOR COLORS



300
Alpine White (Non-metallic)



668¹
Jet Black (Non-metallic)



A96
Mineral White Metallic



B66¹
Moonlight Silver Metallic



A83
Glacier Silver Metallic



B39
Mineral Gray Metallic



475
Black Sapphire Metallic



B53¹
Sparkling Brown Metallic



A75
Melbourne Red Metallic



B44¹
Valencia Orange Metallic



A76¹
Deep Sea Blue Metallic



B38¹
Midnight Blue Metallic

WHEELS / TIRES



Y Spoke light alloy wheels (Style 380)¹
17 x 7.0; and 205/50 run-flat² all-season tires³



Double Spoke light alloy wheels (Style 384)¹
18 x 7.5; and 225/40 run-flat² all-season tires³



Double Spoke Ferric Gray light alloy wheels (Style 384)¹
18 x 7.5 front, 18 x 8.0 rear; and 225/40 front, 245/35 rear non-run-flat Michelin[®] Pilot Super Sport performance tires^{2,3,4}



Double Spoke light alloy wheels (Style 461M)¹
18 x 7.5; and 225/40 run-flat² all-season tires³



Double Spoke Ferric Gray light alloy wheels (Style 461M)¹
18 x 7.5 front, 18 x 8.0 rear; and 225/40 front, 245/35 rear non-run-flat Michelin Pilot Super Sport performance tires^{2,3,4}



Double Spoke Ferric Gray light alloy wheels (Style 436M)⁵
18 x 7.5; and 225/40 run-flat² all-season tires³



Double Spoke Orbit Gray light alloy wheels (Style 436M)⁵
18 x 7.5; and 225/40 run-flat² all-season tires³

18 x 7.5 front, 18 x 8.0 rear; and 225/40 front, 245/35 rear run-flat² performance tires^{3,4}

18 x 7.5 front, 18 x 8.0 rear; and 225/40 front, 245/35 rear run-flat² performance tires^{3,4}

18 x 7.5 front, 18 x 8.0 rear; and 225/40 front, 245/35 rear run-flat² performance tires^{3,4}

18 x 7.5 front, 18 x 8.0 rear; and 225/40 front, 245/35 rear non-run-flat Michelin Pilot Super Sport performance tires^{2,3,4}

18 x 7.5 front, 18 x 8.0 rear; and 225/40 front, 245/35 rear non-run-flat Michelin Pilot Super Sport performance tires^{2,3,4}

18 x 7.5 front, 18 x 8.0 rear; and 225/40 front, 245/35 rear non-run-flat Michelin Pilot Super Sport performance tires^{2,3,4}

UPHOLSTERY



KCSW
Black SensaTec



KCCX
Oyster/Black SensaTec



LCSW
Black Dakota Leather



LCOM
Oyster Dakota Leather



LCBB
Terra Dakota Leather



KCL3¹
Black SensaTec/Red highlight



LCL3¹
Black Dakota Leather/Red highlight



LCL5
Coral Red Dakota Leather/Black highlight

INTERIOR TRIMS



4GD¹
High-gloss Black/
Oxide Silver highlight



4FT
Brushed Aluminum/
High-gloss Black highlight



4LC
Fine-Wood, Finesline Stream/
Oxide Silver highlight



4LV¹
Diamond Black/
Coral Red highlight

SOFTTOPS[®]



388
Black



3YA
Moonlight Black



3YF
Brown with silver effects


M SPORT EXCLUSIVE



B45
Estoril Blue Metallic



4WF
Aluminum Hexagon/
Estoril Blue highlight



4WG
Aluminum Hexagon/
High-gloss Black highlight

Estoril is a small town in Portugal with a rich motorsport history that includes a circuit used for Formula 1.[®] First offered on the E36 M3, these color and trim options are now available exclusively on 228i models equipped with the M Sport Package, and the M235i.

¹ Only available on 228i.

² Do not come equipped with a spare wheel and tire.

³ Driving over rough or damaged road surfaces, as well as debris, curbs and other obstacles, can cause serious damage to wheels, tires and suspension parts. This is more likely to occur with low-profile tires, which provide less cushioning between the wheel and the road. Be careful to avoid road hazards and reduce your speed, especially if your vehicle is equipped with low-profile tires.

⁴ Performance tires include Mobility Kit and increased top-speed limiter; not recommended for driving in ice and snow conditions.

⁵ Only available on M235i.

⁶ Only available on Convertible.

Leather: Leather on all seating surfaces; other components may be Leather or SensaTec.

For details on the availability of standard and optional exterior paints, interior trims, and upholstery materials and colors, please visit bmwusa.com/byo. Wheel and tire specifications are subject to change. Get the latest information on BMW standard and optional features, packages and technical specifications. Visit bmwusa.com, select the BMW model of your choice, and click on "Features & Specs."

PACKAGES

Track Handling Package (Available on 228i models only)	
<ul style="list-style-type: none"> Adaptive M Suspension M Sport brakes Variable Sport Steering 	<ul style="list-style-type: none"> 18-inch Double Spoke wheels (Style 384) 18-inch Double Spoke Ferric Gray wheels (Style 461M)

M Sport Package (Available on 228i models only)	
<ul style="list-style-type: none"> M Sport suspension M sport steering wheel Aerodynamic kit Shadowline exterior trim 	<ul style="list-style-type: none"> 18-inch Double Spoke wheels (Style 461M) 18-inch Double Spoke Ferric Gray wheels (Style 461M) Rear spoiler (Coupe only)

Lighting Package (Available on 228i models only)	
<ul style="list-style-type: none"> Xenon headlights 	<ul style="list-style-type: none"> Adaptive Headlights

Cold Weather Package	
<ul style="list-style-type: none"> Retractable, high-intensity headlight washers Heated steering wheel 	<ul style="list-style-type: none"> 3-stage heated front seats

Driver Assistance Plus (Requires ordering Driver Assistance Package)	
<ul style="list-style-type: none"> Automatic high beams Speed Limit Info 	<ul style="list-style-type: none"> Active Driving Assistant



Lighting Package

Don't just illuminate the road – enhance your nighttime driving confidence. Daylight-like Xenon headlights turn to follow the curves in the road ahead, helping to reveal any roadside surprises around the bend.



BMW ConnectedDrive®

Your key to commanding the road is BMW ConnectedDrive. It offers a wide range of intelligent services and apps that provide you with information and entertainment during your journey. These technologies enable you to link up with everything that is important to you, such as Advanced Real Time Traffic Information.

Luxury Package (Requires ordering Premium Package. Available on 228i models only)	
<ul style="list-style-type: none"> Fine-Wood, Fineline Stream trim with Oxide Silver highlight 	<ul style="list-style-type: none"> Brushed Aluminum trim with High-gloss Black highlight Dakota Leather upholstery

Premium Package (Available on 228i models only)	
<ul style="list-style-type: none"> Auto-dimming interior rear-view mirror Auto-dimming exterior side-view mirrors Power front seats with driver seat memory Moonroof (Coupe only) Universal garage-door opener 	<ul style="list-style-type: none"> 4-way lumbar support for front seats SiriusXM® Satellite Radio with 1-year subscription Comfort Access keyless entry BMW Ambiance lighting

Technology Package	
<ul style="list-style-type: none"> BMW Remote Services BMW Online and BMW Apps Instrument cluster with extended contents 	<ul style="list-style-type: none"> Advanced Real Time Traffic Information BMW Navigation system with touchpad Controller

Driver Assistance Package	
<ul style="list-style-type: none"> Park Distance Control 	<ul style="list-style-type: none"> Rear-view Camera

Some features listed in packages may be available only with additional charge. Get the latest information on BMW standard and optional features, packages and technical specifications. Visit bmwusa.com, select the BMW model of your choice, and click on "Features & Specs."



Extended Instrument Cluster

In addition to the standard readouts, the instrument cluster with extended contents includes a high-resolution Info Display for showing Check Control data and other information.



Comfort Access

The Comfort Access system puts an end to searching for car keys in your handbag or pockets. Simply approach your BMW, open the door and press the Start button. Your unique key is recognized remotely by the Comfort Access sensors.



Automatic 2-Zone Climate Control

With intuitive controls and individually adjustable settings for each zone, you're assured of a pleasant atmosphere and good ventilation at all times.

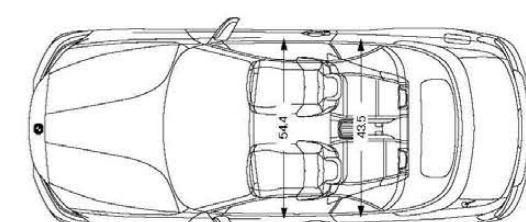
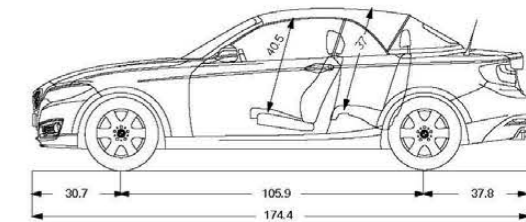
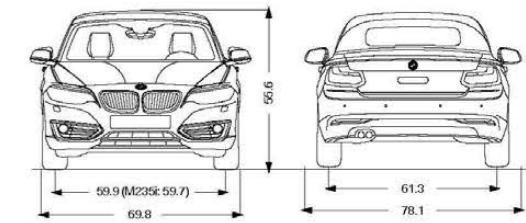
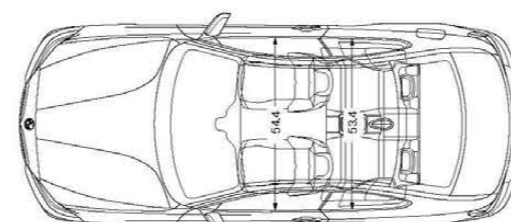
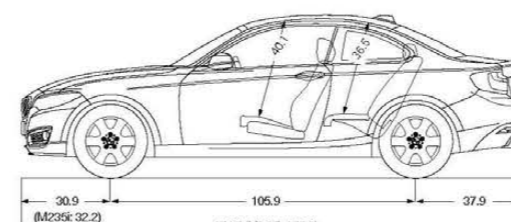
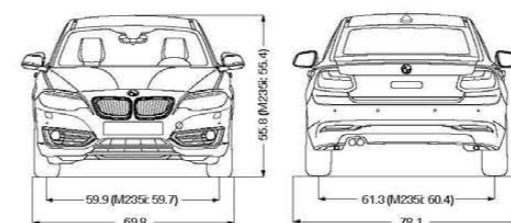
TECHNICAL DATA

	228i Coupe	228i Convertible	228i xDrive Coupe	228i xDrive Convertible	M235i Coupe	M235i xDrive Coupe	M235i Convertible	M235i xDrive Convertible
 Engine	DOHC 2.0-liter TwinPower Turbo In-line 4 240 hp @ 5000-6500 rpm 255 lb-ft @ 1450-4800 rpm				DOHC 3.0-liter M Performance TwinPower Turbo In-line 6 320 hp @ 5800-6000 rpm 300 lb-ft @ 1400-4500 rpm			
 0-60 mph (sec) ¹	5.4 (5.5)	5.7	5.3	5.6	4.6 (4.8)	4.4	4.8 (5.0)	4.7
 City/Highway mpg ²	23 (22) / 36 (34)	23/34	23/35	22/33	21 (19) / 32 (28)	20/30	21 (19) / 32 (26)	TBD

Figures in () refer to vehicles with manual transmission. Figures shown are for Model Year 2015 vehicles. All dimensions shown below are in inches.

¹ BMW AG test results. Actual acceleration results may vary, depending on specification of vehicle; road and environmental conditions; testing procedures and driving style. These results should be used for comparison only and verification should not be attempted on public roads. BMW urges you to obey all posted speed laws and always wear safety belts.

² Preliminary EPA-estimated figures are for comparison purposes only. Your actual mileage will vary, depending on speed, driving habits, trip length and driving conditions; actual mileage may be lower. Please visit bmwusa.com for the latest information.





TO BUILD YOUR OWN 2 SERIES, VISIT BMWUSA.COM/BYO.

U.S. Importer: BMW of North America, LLC, Woodcliff Lake, NJ 07677. All illustrations and specifications contained in this brochure are based on the latest product information available at the time of printing. BMW reserves the right to make changes at any time, without notice, in colors, materials, equipment, specifications and models. BMW may, subject to legal requirements, determine the Model Year designation of its vehicles. The Model Year designation on any particular model may be longer or shorter than 12 months. Some vehicles pictured may contain non-U.S. equipment. Some models may be shown with optional equipment. While BMW NA makes all reasonable efforts to provide accurate information in this brochure, there is no guarantee or warranty of accuracy. Furthermore, we do not assume any liability for the accuracy or completeness of information presented. This brochure shall not be used or relied upon as a substitute for information that is available from your BMW Center. Further information can be obtained from your authorized BMW Center or bmwusa.com.

©2015 BMW of North America, LLC. Not to be reproduced wholly or in part without written permission of BMW NA. The BMW name, model names and logo are registered trademarks. The Bluetooth wordmark and logos are owned by the Bluetooth SIG, Inc. and any use of such marks by BMW is under license. Other trademarks and trade names are the property of their respective owners. 8879-715-20

BMW recommends Original BMW Engine Oil.