



**HELMET NOT INCLUDED.**

We've taken an eraser to the line between road and track. The BMW M4 chassis is packed with race-proven technologies, from lightweight carbon fiber to a race-tuned suspension, Active M Differential, beefier brakes and a screaming 425 hp engine.

**BMW M4 COUPE**

[EXTERIOR COLORS](#)

[UPHOLSTERY](#)

[INTERIOR TRIMS](#)

[WHEELS / TIRES](#)

[PACKAGES](#)

[TECHNICAL DATA](#)



**HARD-CORE DRIVING HAS A HOME OFFICE.**

You're strapped into an all-supportive M seat. Your hands feel ready for anything the road or track can dish out, while gripping an M steering wheel. M elements are everywhere in here – from carbon fiber inspired trim to M badging on the front seatbacks that illuminate at night. If you consider driving to be serious fun, you've come to the right place.

# M4 COUPE

## EXTERIOR

### NON-METALLIC



**300**  
Alpine White (Non-metallic)

### METALLIC



**475**  
Black Sapphire Metallic



**A29**  
Silverstone Metallic



**A96**  
Mineral White Metallic



**B39**  
Mineral Gray Metallic



**B67**  
Austin Yellow Metallic




**B68**  
Yas Marina Blue Metallic



**300**  
Sakhir Orange II Metallic

### BMW INDIVIDUAL




**S34**  
Azurite Black Metallic



**X08**  
Champagne Quartz Metallic



**X10**  
Tanzanite Blue Metallic



**X12**  
Smoked Topaz Metallic

# M4 COUPE

## UPHOLSTERY

### CLOTH/ LEATHER



**CSAT**  
Cloth & Leather Combination

### EXTENDED MERINO LEATHER



**LKA9**  
Silverstone

### FULL MERINO LEATHER



**X3A9**  
Silverstone

### BMW INDIVIDUAL



**ZAG8**  
Golden Brown



**ZAWT**  
Cohiba Brown / Black



**LKDA**  
Sakhir Orange / Black




**X3DA**  
Sakhir Orange / Black



**ZAML**  
Nutmeg




**LKJR**  
Sonoma Beige




**X3JR**  
Sonoma Beige



**ZAOW**  
Opel White



**LKSW**  
Black



**X3SW**  
Black



**ZAP5**  
Amaro Brown

Leather: Leather on all seating surfaces; other components may be Leather or SensaTec.


# M4 COUPE

## INTERIOR TRIMS

### BMW INDIVIDUAL




**4WL**  
Carbon Fiber trim /  
Black Chrome highlight



**XE5**  
Dark Red Sycamore Wood trim



**4FU**  
Fineline Anthracite Wood trim /  
Pearl Gloss Chrome highlight



**XE7**  
Piano Black trim



**4WK**  
Aluminum Blade trim /  
Black Chrome highlight



**XEX**  
White Ash Grain Wood trim

# M4 COUPE

## WHEELS / TIRES



**V Spoke light alloy wheels  
(Style 513M)**

18 x 9.0 front, 18 x 10 rear; and 255/40 front,  
275/40 rear performance tires<sup>1,2,3</sup>



**Black Double Spoke light alloy wheels  
(Style 437M)**

19 x 9.0 front, 19 x 10 rear; and 255/35 front,  
275/35 rear performance tires<sup>1,2,3</sup>



**Star Spoke forged light alloy wheels  
(Style 666M)**

20 x 9.0 front, 20 x 10 rear; and 265/30 front,  
285/30 rear performance tires<sup>1,2,3</sup>



**Double Spoke light alloy wheels  
(Style 437M),**

19 x 9.0 front, 19 x 10 rear; and 255/35 front,  
275/35 rear performance tires<sup>1,2,3</sup>

<sup>1</sup> Does not come equipped with a spare wheel and tire.

<sup>2</sup> Driving over rough or damaged road surfaces, as well as debris, curbs and other obstacles, can cause serious damage to wheels, tires and suspension parts. This is more likely to occur with low-profile tires, which provide less cushioning between the wheel and the road. Be careful to avoid road hazards and reduce your speed, especially if your vehicle is equipped with low-profile tires.

<sup>3</sup> Performance tires include Mobility Kit; not recommended for driving in ice and snow conditions.

Not all features available on all models. Get the latest information on standard and optional features, packages and technical specifications. Visit [bmwusa.com](http://bmwusa.com) and select the BMW model of your choice.

# M4 COUPE

## PACKAGES

### COMPETITION PACKAGE

20-inch Star Spoke wheels (Style 666M)  
(or other option)  
High-gloss Shadow Line with extended contents  
Performance upgrade (+19 hp)  
Enhanced sport suspension/damper application  
M Dynamic Mode  
Enhanced/more-direct Steering  
Sport exhaust with black chrome tailpipes

### EXECUTIVE PACKAGE

Heated steering wheel  
Rear-view Camera  
Retractable headlight washers  
Park Distance Control  
Head-up Display  
Wireless charging  
WiFi Hotspot  
Cloth/Leather combination Carbonstructure  
Anthracite/Black (or other options)

### DRIVER ASSISTANCE PLUS

Active Blind Spot Detection  
Active Driving Assistant<sup>1</sup>  
Side- and Top-view Cameras  
Speed Limit Info

### LIGHTING PACKAGE

Adaptive Full LED Lights  
Automatic high beams

<sup>1</sup>Active Driving Assistant is not a substitute for the driver's own responsibility in maintaining safe control of the vehicle.

Not all features are available on all models. Get the latest information on standard and optional features, packages and technical specifications. Visit [bmwusa.com](http://bmwusa.com) and select the BMW model of your choice.

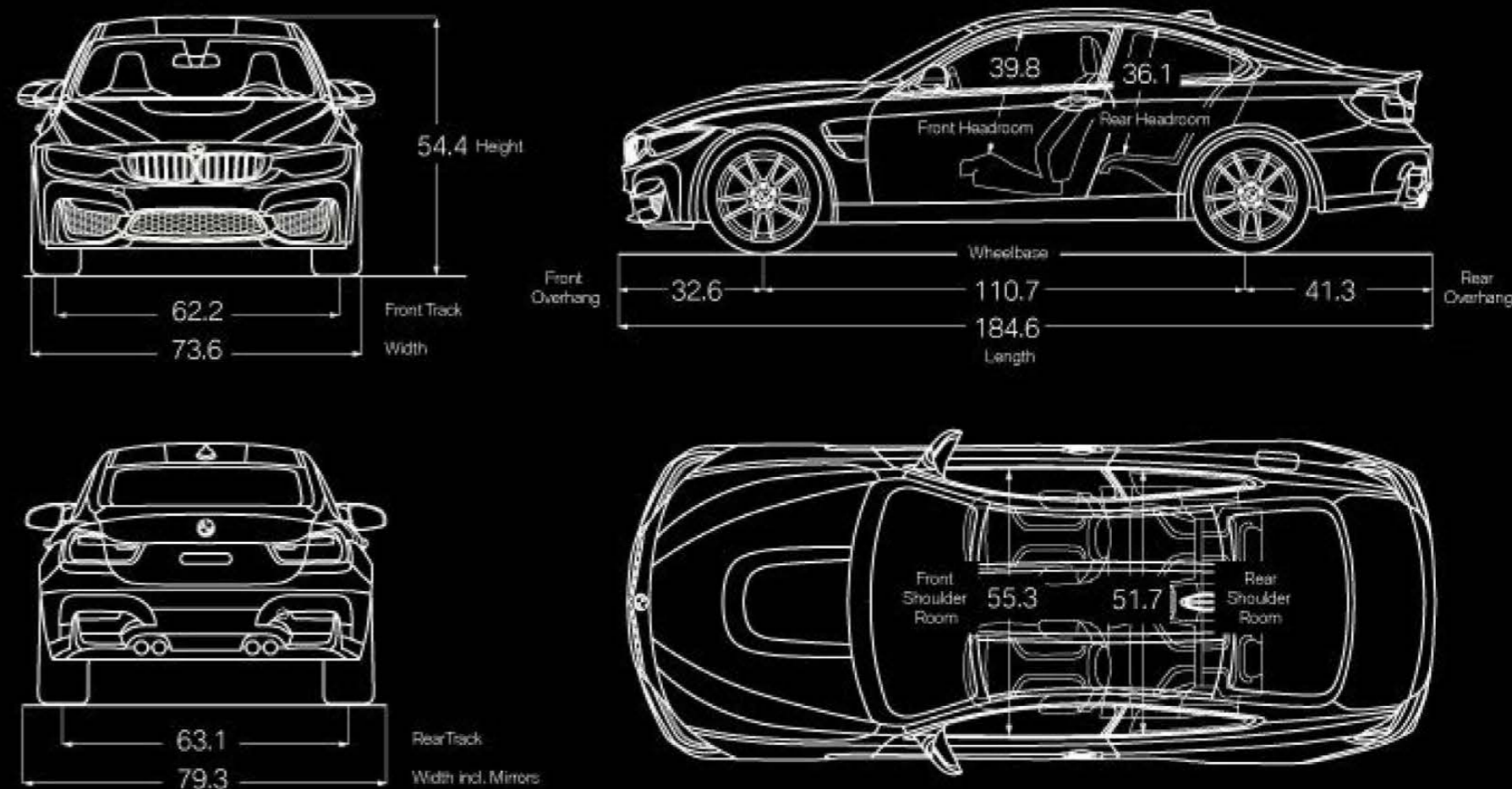
# M4 COUPE

## TECHNICAL DATA



ENGINE	3.0-liter M TwinPower Turbo Inline 6-cylinder
OUTPUT @ RPM	425 hp @ 5500–7300 / 406 lb-ft @ 1850–5500
0-60 MPH (sec) <sup>1</sup>	3.9 [4.1]
CITY / HIGHWAY / COMBINED MPG	17/24/19 [17/26/20]

All dimensions in technical drawings are given in inches.



Figures in [ ] refer to vehicles with manual transmission. Figures subject to change. Not all packages available in all models. Please visit your BMW Retailer or [bmwusa.com](http://bmwusa.com) for the most up-to-date information.

<sup>1</sup>BMW AG preliminary test results. Actual acceleration results may vary, depending on specification of vehicle; road and environmental conditions; testing procedures and driving style.

These results should be used for comparison only and verification should not be attempted on public roads. BMW urges you to obey all posted speed laws and always wear safety belts.

Not all features are available on all models. Get the latest information on standard and optional features, packages and technical specifications. Visit [bmwusa.com](http://bmwusa.com) and select the BMW model of your choice.





## ADD SUN TO THE FUN.

BMW's racing drivers are jealous of the BMW M4 Convertible. You see, race series specifications require them to compete with the M4 Coupe. You, you lucky M4 Convertible driver you, get all the M4 racecar goodness – plus the sun, moon and stars above.

**BMW M4 CONVERTIBLE**

EXTERIOR COLORS

UPHOLSTERY

INTERIOR TRIMS

WHEELS / TIRES

PACKAGES

TECHNICAL DATA

**TOP DOWN. HEART RATE UP.**

The M4 Convertible interior has all the racecar-inspired features of its M siblings. Except, of course, for its delightful ability to effortlessly fold its roof back to add wide-open spaces to your wide-open fun.



# M4 CONVERTIBLE

## EXTERIOR

### NON-METALLIC



**300**  
Alpine White (Non-metallic)


### METALLIC




**475**  
Black Sapphire Metallic



**A29**  
Silverstone Metallic



**A96**  
Mineral White Metallic



**B39**  
Mineral Gray Metallic



**B67**  
Austin Yellow Metallic




**B68**  
Yas Marina Blue Metallic



**300**  
Sakhir Orange II Metallic

### BMW INDIVIDUAL




**S34**  
Azurite Black Metallic



**X08**  
Champagne Quartz Metallic



**X10**  
Tanzanite Blue Metallic



**X12**  
Smoked Topaz Metallic

# M4 CONVERTIBLE

## UPHOLSTERY

### CLOTH/ LEATHER



**CSAT**  
Cloth & Leather Combination

### EXTENDED MERINO LEATHER



**LKA9**  
Silverstone

### FULL MERINO LEATHER



**X3A9**  
Silverstone

### BMW INDIVIDUAL



**ZAG8**  
Golden Brown



**ZAWT**  
Cohiba Brown / Black



**LKDA**  
Sakhir Orange / Black




**X3DA**  
Sakhir Orange / Black



**ZAML**  
Nutmeg




**LKJR**  
Sonoma Beige




**X3JR**  
Sonoma Beige



**ZAOW**  
Opel White



**LKSW**  
Black



**X3SW**  
Black



**ZAP5**  
Amaro Brown

Leather: Leather on all seating surfaces; other components may be Leather or SensaTec.


# M4 CONVERTIBLE

## INTERIOR TRIMS

### BMW INDIVIDUAL




**4WL**  
Carbon Fiber trim /  
Black Chrome highlight



**XE5**  
Dark Red Sycamore Wood trim



**4FU**  
Fineline Anthracite Wood trim /  
Pearl Gloss Chrome highlight



**XE7**  
Piano Black trim



**4WK**  
Aluminum Blade trim /  
Black Chrome highlight



**XEX**  
White Ash Grain Wood trim

# M4 CONVERTIBLE

## WHEELS / TIRES



**V Spoke light alloy wheels  
(Style 513M)**

18 x 9.0 front, 18 x 10 rear; and 255/40 front,  
275/40 rear performance tires<sup>1,2,3</sup>



**Black Double Spoke light alloy wheels  
(Style 437M)**

19 x 9.0 front, 19 x 10 rear; and 255/35 front,  
275/35 rear performance tires<sup>1,2,3</sup>



**Star Spoke forged light alloy wheels  
(Style 666M)**

20 x 9.0 front, 20 x 10 rear; and 265/30 front,  
285/30 rear performance tires<sup>1,2,3</sup>



**Double Spoke light alloy wheels  
(Style 437M),**

19 x 9.0 front, 19 x 10 rear; and 255/35 front,  
275/35 rear performance tires<sup>1,2,3</sup>

<sup>1</sup> Does not come equipped with a spare wheel and tire.

<sup>2</sup> Driving over rough or damaged road surfaces, as well as debris, curbs and other obstacles, can cause serious damage to wheels, tires and suspension parts. This is more likely to occur with low-profile tires, which provide less cushioning between the wheel and the road. Be careful to avoid road hazards and reduce your speed, especially if your vehicle is equipped with low-profile tires.

<sup>3</sup> Performance tires include Mobility Kit; not recommended for driving in ice and snow conditions.

Not all features available on all models. Get the latest information on standard and optional features, packages and technical specifications. Visit [bmwusa.com](http://bmwusa.com) and select the BMW model of your choice.

# M4 CONVERTIBLE

## PACKAGES

### COMPETITION PACKAGE

20-inch Star Spoke wheels (Style 666M)  
(option available)  
High-gloss Shadow Line with extended contents  
Performance upgrade (+19 hp)  
Enhanced sport suspension/damper application  
M Dynamic Mode  
Enhanced/more-direct Steering  
Sport exhaust with black chrome tailpipes

### EXECUTIVE PACKAGE

Heated steering wheel  
Rear-view Camera  
Retractable headlight washers  
Park Distance Control  
Head-up Display  
Wireless charging  
WiFi Hotspot  
Neck warmers

### DRIVER ASSISTANCE PLUS

Active Blind Spot Detection  
Active Driving Assistant<sup>1</sup>  
Side- and Top-view Cameras  
Speed Limit Info

### LIGHTING PACKAGE

Adaptive LED Lights  
Automatic high beams

<sup>1</sup>Active Driving Assistant is not a substitute for the driver's own responsibility in maintaining safe control of the vehicle.

Not all features are available on all models. Get the latest information on standard and optional features, packages and technical specifications. Visit [bmwusa.com](http://bmwusa.com) and select the BMW model of your choice.

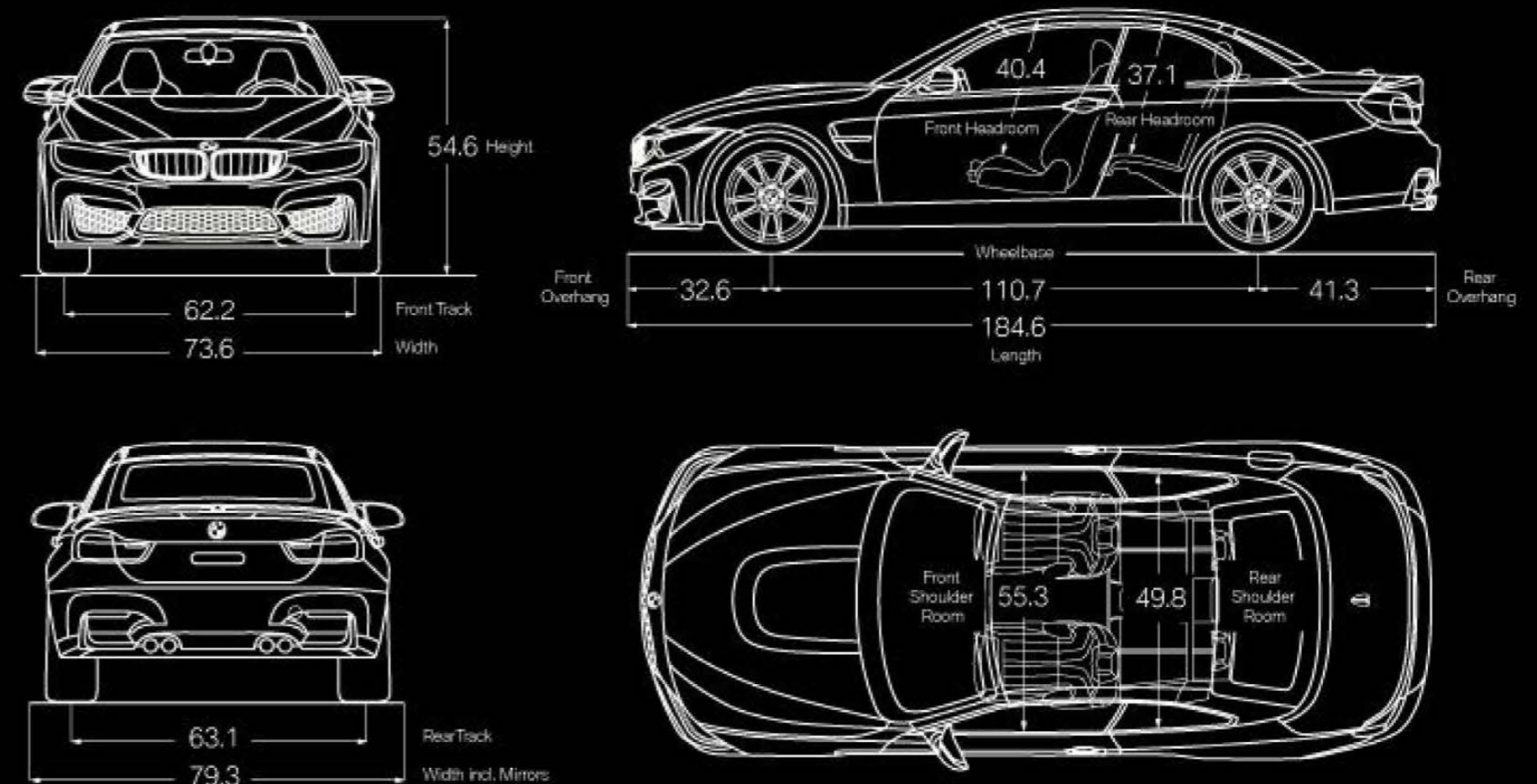
# M4 CONVERTIBLE

## TECHNICAL SPECIFICATIONS



ENGINE	3.0-liter M TwinPower Turbo inline 6-cylinder
OUTPUT @ RPM	425 hp @ 5500-7300 / 406 lb-ft @ 1850-5500
0-60 MPH (sec) <sup>1</sup>	4.2 [4.4]
CITY / HIGHWAY / COMBINED MPG	17/24/19 [17/26/20]

All dimensions in technical drawings are given in inches.



Figures in [ ] refer to vehicles with manual transmission. Figures subject to change. Not all packages available in all models. Please visit your BMW Retailer or [bmwusa.com](http://bmwusa.com) for the most up-to-date information.

<sup>1</sup>BMW AG preliminary test results. Actual acceleration results may vary, depending on specification of vehicle; road and environmental conditions; testing procedures and driving style.

These results should be used for comparison only and verification should not be attempted on public roads. BMW urges you to obey all posted speed laws and always wear safety belts.

Not all features are available on all models. Get the latest information on standard and optional features, packages and technical specifications. Visit [bmwusa.com](http://bmwusa.com) and select the BMW model of your choice.