



## POWERFUL, YET PAMPERED.

What happens when M race technology blends with BMW 6 Series breeding? Drive a BMW M6 and you'll feel the mighty surge of 560 horsepower, the racing feel of an M-engineered suspension and the low growl of the M-tuned exhaust. All while you're pampered by BMW 6 Series the details and appointments.



## BMW M6 COUPE

EXTERIOR COLORS

UPHOLSTERY

INTERIOR TRIMS

WHEELS/TIRES

PACKAGES

TECHNICAL DATA





**ADD AHHHHH! TO YOUR M.**

BMW M6 drivers expect extraordinary comfort, convenience and finely crafted materials. And it's all here: custom Merino Leather seating, BMW iDrive 5.0, built-in WiFi and wireless cellphone charging, to name just a few.



# M6 COUPE

## EXTERIOR COLORS

### NON-METALLIC




**300**  
Alpine White (Non-metallic)


### METALLIC



**475**  
Black Sapphire Metallic



**A29**  
Silverstone Metallic




**A52**  
Space Gray Metallic



**A89**  
Imperial Blue Metallic




**B41**  
Singapore Gray Metallic



**B51**  
San Marino Blue Metallic



**B50**  
Sakhir Orange Metallic




**B65**  
Jatoba Brown Metallic

### BMW INDIVIDUAL




**X02**  
Citrin Black Metallic




**X03**  
Ruby Black Metallic




**X04**  
Moonstone Metallic



**X10**  
Tanzanite Blue Metallic



**X11**  
Frozen Bronze Metallic



**X16**  
Frozen Brilliant White Metallic



# M6 COUPE

## UPHOLSTERY


### EXTENDED MERINO LEATHER



**LKA9**  
Silverstone Extended Merino Leather



**LKDA**  
Sakhir Orange / Black Extended Merino Leather



**LKSW**  
Black Extended Merino Leather

### FULL MERINO LEATHER




**X3A9**  
Silverstone Full Merino Leather



**X3DA**  
Sakhir Orange / Black Full Merino Leather



**X3D8**  
Aragon Brown Full Merino Leather




**X3SW**  
Black Full Merino Leather

### BMW INDIVIDUAL



**ZAC8**  
Platinum / Black Full Merino Leather




**ZBWT**  
Canyon Brown Full Merino Leather



**ZBOW**  
Opal White Full Merino Leather



**ZBP5**  
Amaro Brown Full Merino Leather



**ZBP6**  
Champagne Full Merino Leather

Leather: Leather on all seating surfaces; other components may be Leather or SensaTec.




# M6 COUPE

## INTERIOR TRIMS


### BMW INDIVIDUAL




**4E0**  
Finesline Brown Wood trim




**XE5**  
Dark Red Sycamore Wood trim



**4AS**  
Gray Poplar Wood trim



**XE7**  
Piano Finish Black trim



**4MC**  
Carbon Fiber trim



**XEX**  
White Ash Grain Wood trim

# M6 COUPE

## PACKAGES

### COMPETITION PACKAGE

20-inch Double Spoke wheels (Style 601M)  
(options available)  
Performance upgrade (+40 hp)  
Enhanced sport suspension/damper application  
M Dynamic Mode  
Enhanced/more-direct Steering  
Sport exhaust with black chrome tailpipes

### EXECUTIVE PACKAGE

Heated steering wheel  
Power rear sunshade  
Ventilated front seats  
Active front seats  
Head-up Display  
Bang & Olufsen® High-End Surround Sound System

### DRIVER ASSISTANCE PLUS

Active Blind Spot Detection  
Active Driving Assistant<sup>1</sup>  
Side- and Top-view Cameras  
Speed Limit Info

<sup>1</sup>Active Driving Assistant is not a substitute for the driver's own responsibility in maintaining safe control of the vehicle.

Get the latest information on standard and optional features, packages and technical specifications. Visit [bmwusa.com](http://bmwusa.com) and select the BMW model of your choice.



# M6 COUPE

## WHEELS / TIRES



### Star Spoke light alloy wheels (Style 344M)

19 x 9.5 front, 19 x 10.5 rear; and 265/40 front,  
295/35 rear performance tires<sup>1, 2, 3</sup>



### Double Spoke light alloy wheels (Style 601M)

20 x 9.5 front, 20 x 10.5 rear; and 265/35 front,  
295/30 rear performance tires<sup>1, 2, 3</sup>



### Black Double Spoke forged light alloy wheels (Style 343M)

20 x 9.5 front, 20 x 10.0 rear; and 265/35 front  
and 295/30 rear performance tires<sup>1, 2, 3</sup>



### Double Spoke light alloy wheels (Style 343M)

20 x 9.0 front, 20 x 10.0 rear; and 265/35 front  
and 295/30 rear performance tires<sup>1, 2, 3</sup>

<sup>1</sup> Does not come equipped with a spare wheel and tire.

<sup>2</sup> Driving over rough or damaged road surfaces, as well as debris, curbs and other obstacles, can cause serious damage to wheels, tires and suspension parts. This is more likely to occur with low-profile tires, which provide less cushioning between the wheel and the road. Be careful to avoid road hazards and reduce your speed, especially if your vehicle is equipped with low-profile tires.


<sup>3</sup> Performance tires include Mobility Kit; not recommended for driving in ice and snow conditions.

Get the latest information on standard and optional features, packages and technical specifications. Visit [bmwusa.com](http://bmwusa.com) and select the BMW model of your choice.



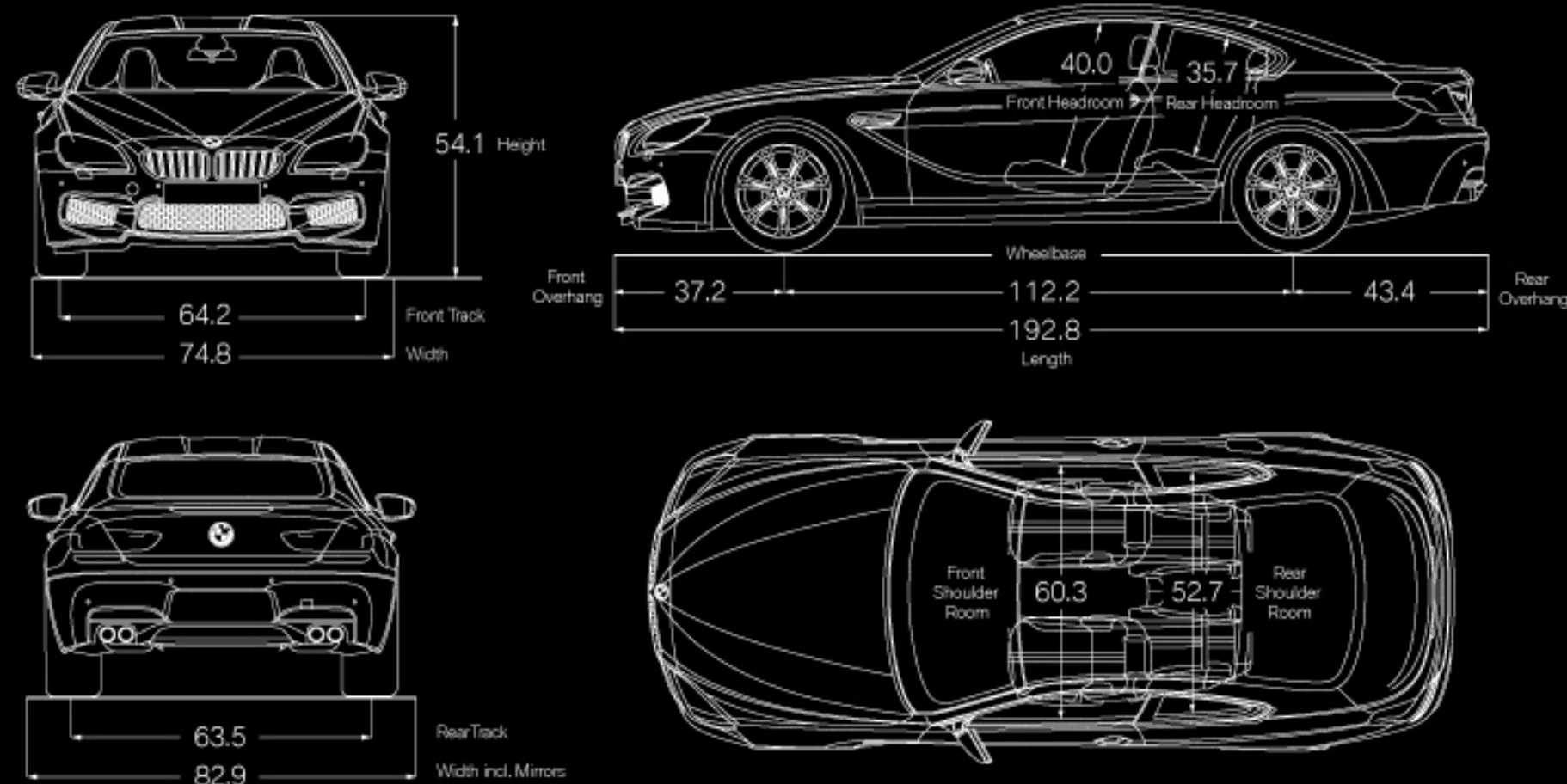
# M6 COUPE

## TECHNICAL DATA



ENGINE	4.4-liter M TwinPower Turbo V-8
OUTPUT @ RPM	560 hp @ 6000–7000 / 500 lb-ft @ 1500–5750
0-60 MPH (sec) <sup>1</sup>	4.1 [4.3]
CITY / HIGHWAY / COMBINED MPG	14/20/16 [15/22/17]

All dimensions in technical drawings are given in inches.



Figures in [ ] refer to vehicles with manual transmission. Figures subject to change. Not all packages available in all models. Please visit your BMW Retailer or [bmwusa.com](http://bmwusa.com) for the most up-to-date information.

<sup>1</sup>BMW AG preliminary test results. Actual acceleration results may vary, depending on specification of vehicle; road and environmental conditions; testing procedures and driving style. These results should be used for comparison only and verification should not be attempted on public roads. BMW urges you to obey all posted speed laws and always wear safety belts.

Get the latest information on standard and optional features, packages and technical specifications. Visit [bmwusa.com](http://bmwusa.com) and select the BMW model of your choice.





## OPEN IT UP.

M6 drivers love having it all – the bold feel and confidence of a race car combined with unparalleled luxury and comfort. M6 Convertible drivers want all that and the sky above. Their M wishes are our command. It's a beautiful day and you want that roof to disappear? Push a button and it's done. Drive on.



# BMW M6 CONVERTIBLE

[EXTERIOR COLORS](#)

[UPHOLSTERY](#)

[INTERIOR TRIMS](#)

[WHEELS / TIRES](#)

[PACKAGES](#)

[TECHNICAL DATA](#)





**COMFORT AND COMMAND.**

With ultra-supportive, sumptuous Merino Leather, M steering wheel, and thoughtful details everywhere you touch, it's all here. Add blue sky and you're in M heaven.



# M6 CONVERTIBLE

## EXTERIOR COLORS

### NON-METALLIC




**300**  
Alpine White (Non-metallic)


### METALLIC



**475**  
Black Sapphire Metallic



**A29**  
Silverstone Metallic




**A52**  
Space Gray Metallic



**A89**  
Imperial Blue Metallic



**B41**  
Singapore Gray Metallic



**B51**  
San Marino Blue Metallic



**B50**  
Sakhir Orange Metallic




**B65**  
Jatoba Brown Metallic

### BMW INDIVIDUAL




**X02**  
Citrin Black Metallic




**X03**  
Ruby Black Metallic




**X04**  
Moonstone Metallic



**X10**  
Tanzanite Blue Metallic



**X11**  
Frozen Bronze Metallic



**X16**  
Frozen Brilliant White Metallic



# M6 CONVERTIBLE

## UPHOLSTERY


### EXTENDED MERINO LEATHER



**LKA9**  
Silverstone Extended Merino Leather



**LKDA**  
Sakhir Orange / Black Extended Merino Leather



**LKSW**  
Black Extended Merino Leather

### FULL MERINO LEATHER




**X3A9**  
Silverstone Full Merino Leather



**X3DA**  
Sakhir Orange / Black Full Merino Leather



**X3D8**  
Aragon Brown Full Merino Leather




**X3SW**  
Black Full Merino Leather

### BMW INDIVIDUAL




**ZAC8**  
Platinum / Black Full Merino Leather



**ZBWT**  
Canyon Brown Full Merino Leather



**ZAOW**  
Opal White Full Merino Leather



**ZBP6**  
Champagne Full Merino Leather



**ZBP5**  
Amaro Brown Full Merino Leather

Leather: Leather on all seating surfaces; other components may be Leather or SensaTec.



# M6 CONVERTIBLE

## INTERIOR TRIMS


### BMW INDIVIDUAL




**4E0**  
Finesline Brown Wood trim




**4AS**  
Gray Poplar Wood trim



**4MC**  
Carbon Fiber trim



**XE5**  
Dark Red Sycamore Wood trim



**XE7**  
Piano Finish Black trim



**XEX**  
White Ash Grain Wood trim



# M6 CONVERTIBLE

## PACKAGES

### COMPETITION PACKAGE

20-inch Double Spoke wheels (Style 601M)  
(options available)  
Performance upgrade (+40 hp)  
Enhanced sport suspension/damper application  
M Dynamic Mode  
Enhanced/more-direct Steering  
Sport exhaust with black chrome tailpipes

### EXECUTIVE PACKAGE

Heated steering wheel  
Ventilated front seats  
Active front seats  
Head-up Display  
Bang & Olufsen® High-End Surround Sound System

### DRIVER ASSISTANCE PLUS

Active Blind Spot Detection  
Active Driving Assistant<sup>1</sup>  
Side- and Top-view Cameras  
Speed Limit Info

<sup>1</sup>Active Driving Assistant is not a substitute for the driver's own responsibility in maintaining safe control of the vehicle.

Get the latest information on standard and optional features, packages and technical specifications. Visit [bmwusa.com](http://bmwusa.com) and select the BMW model of your choice.



# M6 CONVERTIBLE

## WHEELS / TIRES



### Star Spoke light alloy wheels (Style 344M)

19 x 9.5 front, 19 x 10.5 rear; and 265/40 front,  
295/35 rear performance tires<sup>1, 2, 3</sup>



### Double Spoke light alloy wheels (Style 601M)

20 x 9.5 front, 20 x 10.5 rear; and 265/35 front,  
295/30 rear performance tires<sup>1, 2, 3</sup>



### Black Double Spoke forged light alloy wheels (Style 343M)

20 x 9.5 front, 20 x 10.0 rear; and 265/35 front  
and 295/30 rear performance tires<sup>1, 2, 3</sup>



### Double Spoke light alloy wheels (Style 343M)

20 x 9.0 front, 20 x 10.0 rear; and 265/35 front  
and 295/30 rear performance tires<sup>1, 2, 3</sup>

<sup>1</sup> Does not come equipped with a spare wheel and tire.

<sup>2</sup> Driving over rough or damaged road surfaces, as well as debris, curbs and other obstacles, can cause serious damage to wheels, tires and suspension parts. This is more likely to occur with low-profile tires, which provide less cushioning between the wheel and the road. Be careful to avoid road hazards and reduce your speed, especially if your vehicle is equipped with low-profile tires.


<sup>3</sup> Performance tires include Mobility Kit; not recommended for driving in ice and snow conditions.

Get the latest information on standard and optional features, packages and technical specifications. Visit [bmwusa.com](http://bmwusa.com) and select the BMW model of your choice.



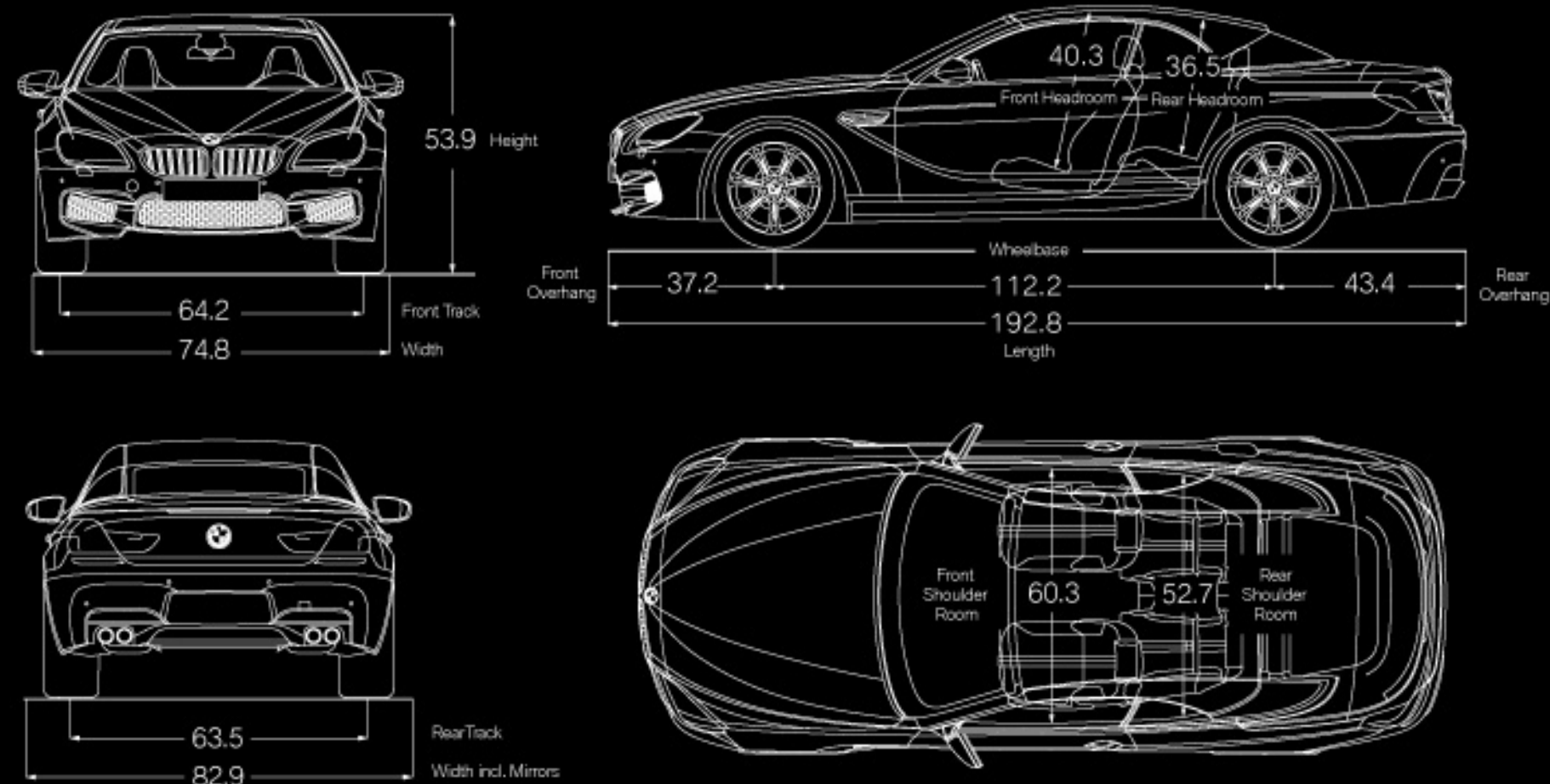
# M6 CONVERTIBLE

## TECHNICAL DATA



ENGINE	4.4-liter M TwinPower Turbo V-8
OUTPUT @ RPM	560 hp @ 6000–7000 / 500 lb-ft @ 1500–5750
0-60 MPH (sec) <sup>1</sup>	4.3 [4.4]
CITY / HIGHWAY / COMBINED MPG	14/20/16 [15/22/17]

All dimensions in technical drawings are given in inches.



Figures in [ ] refer to vehicles with manual transmission. Figures subject to change. Not all packages available in all models. Please visit your BMW Retailer or [bmwusa.com](http://bmwusa.com) for the most up-to-date information.

<sup>1</sup>BMW AG preliminary test results. Actual acceleration results may vary, depending on specification of vehicle; road and environmental conditions; testing procedures and driving style. These results should be used for comparison only and verification should not be attempted on public roads. BMW urges you to obey all posted speed laws and always wear safety belts.


Get the latest information on standard and optional features, packages and technical specifications. Visit [bmwusa.com](http://bmwusa.com) and select the BMW model of your choice.





## MORE DOORS. SAME M EXCITEMENT.

As an M driver, your sporting intentions are clear. Now, you say you need to bring friends and family along for the ride? Consider the M6 Gran Coupe. Huge power, instantly responsive racecar-inspired handling, and the supreme driving confidence that comes from BMW M racing engineers adding their special sauce to the recipe. Add two more doors and it's easy to share the fun.



# BMW M6 GRAN COUPE

[EXTERIOR COLORS](#)

[UPHOLSTERY](#)

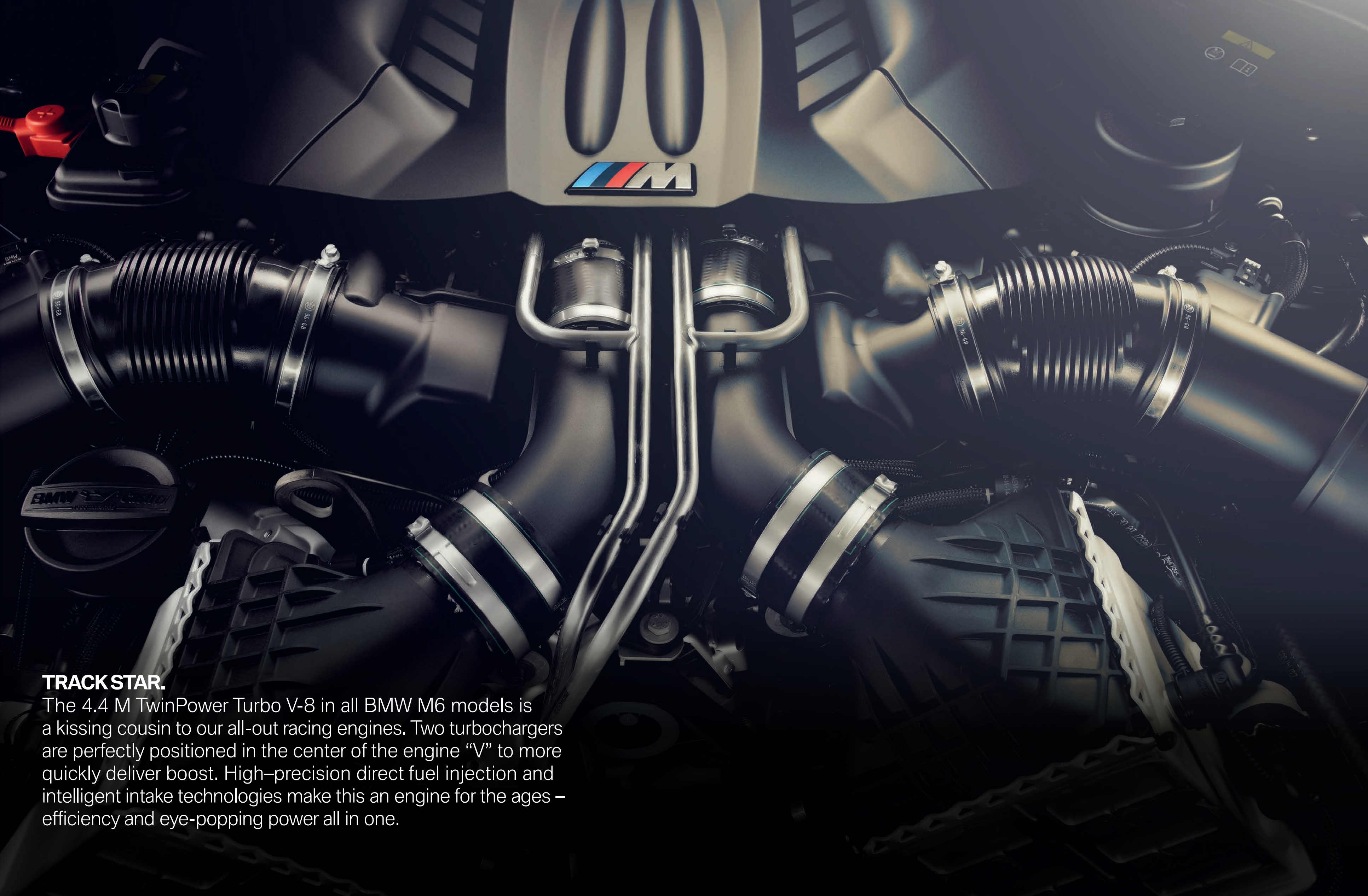
[INTERIOR TRIMS](#)

[WHEELS / TIRES](#)

[PACKAGES](#)

[TECHNICAL DATA](#)





**TRACK STAR.**

The 4.4 M TwinPower Turbo V-8 in all BMW M6 models is a kissing cousin to our all-out racing engines. Two turbochargers are perfectly positioned in the center of the engine “V” to more quickly deliver boost. High-precision direct fuel injection and intelligent intake technologies make this an engine for the ages – efficiency and eye-popping power all in one.



# M6 GRAN COUPE

## EXTERIOR COLORS

### NON-METALLIC




**300**  
Alpine White (Non-metallic)


### METALLIC



**475**  
Black Sapphire Metallic



**A29**  
Silverstone Metallic




**A52**  
Space Gray Metallic



**A89**  
Imperial Blue Metallic



**B41**  
Singapore Gray Metallic



**B51**  
San Marino Blue Metallic



**B50**  
Sakhir Orange Metallic




**B65**  
Jatoba Brown Metallic

### BMW INDIVIDUAL




**X02**  
Citrin Black Metallic




**X03**  
Ruby Black Metallic




**X04**  
Moonstone Metallic



**X10**  
Tanzanite Blue Metallic



**X11**  
Frozen Bronze Metallic



**X16**  
Frozen Brilliant White Metallic



# M6 GRAN COUPE

## UPHOLSTERY


### EXTENDED MERINO LEATHER



**LKA9**  
Silverstone Extended Merino Leather



**LKDA**  
Sakhir Orange / Black Extended Merino Leather



**LKSW**  
Black Extended Merino Leather

### FULL MERINO LEATHER




**X3A9**  
Silverstone Full Merino Leather



**X3DA**  
Sakhir Orange / Black Full Merino Leather



**X3D8**  
Aragon Brown Full Merino Leather




**X3SW**  
Black Full Merino Leather

### BMW INDIVIDUAL




**ZAC8**  
Platinum / Black Full Merino Leather



**ZBWT**  
Canyon Brown Full Merino Leather



**ZAOW**  
Opal White Full Merino Leather



**ZBP6**  
Champagne Full Merino Leather



**ZBP5**  
Amaro Brown Full Merino Leather

Leather: Leather on all seating surfaces; other components may be Leather or SensaTec.




# M6 GRAN COUPE

## INTERIOR TRIMS

### BMW INDIVIDUAL




**4E0**  
Finesline Brown Wood trim




**XE5**  
Dark Red Sycamore Wood trim



**4AS**  
Gray Poplar Wood trim



**XE7**  
Piano Finish Black trim



**4MC**  
Carbon Fiber trim



**XEX**  
White Ash Grain Wood trim



# M6 GRAN COUPE

## PACKAGES

### COMPETITION PACKAGE

20-inch Double Spoke wheels (Style 601M)  
(options available)  
Performance upgrade (+40 hp)  
Enhanced sport suspension/damper application  
M Dynamic Mode  
Enhanced/more-direct Steering  
Sport exhaust with black chrome tailpipes

### EXECUTIVE PACKAGE

Heated steering wheel  
Power rear- window and rear side- window sunshades  
Ventilated front seats  
Active front seats  
Head-up Display  
Bang & Olufsen® High-End Surround Sound System

### DRIVER ASSISTANCE PLUS

Active Blind Spot Detection  
Active Driving Assistant<sup>1</sup>  
Side- and Top-view Cameras  
Speed Limit Info

<sup>1</sup>Active Driving Assistant is not a substitute for the driver's own responsibility in maintaining safe control of the vehicle.

Get the latest information on standard and optional features, packages and technical specifications. Visit [bmwusa.com](http://bmwusa.com) and select the BMW model of your choice.



# M6 GRAN COUPE

## WHEELS / TIRES



**Black Double Spoke forged light alloy wheels (Style 433M)**

20 x 9.5 front, 20 x 10.5 rear; and 265/35 front, 295/30 rear performance tires<sup>1,2,3</sup>



**Double Spoke light alloy wheels (Style 601M)**

20 x 9.5 front, 20 x 10.5 rear; and 265/35 front, 295/30 rear performance tires<sup>1,2,3</sup>



**Black Double Spoke forged light alloy wheels (Style 343M)**

20 x 9.5 front, 20 x 10.5 rear; and 265/35 front and 295/30 rear performance tires<sup>1,2,3</sup>



**Double Spoke light alloy wheels (Style 343M)**

20 x 9.5 front, 20 x 10.5 rear; and 265/35 front and 295/30 rear performance tires<sup>1,2,3</sup>

<sup>1</sup> Does not come equipped with a spare wheel and tire.

<sup>2</sup> Driving over rough or damaged road surfaces, as well as debris, curbs and other obstacles, can cause serious damage to wheels, tires and suspension parts. This is more likely to occur with low-profile tires, which provide less cushioning between the wheel and the road. Be careful to avoid road hazards and reduce your speed, especially if your vehicle is equipped with low-profile tires.


<sup>3</sup> Performance tires include Mobility Kit; not recommended for driving in ice and snow conditions.

Get the latest information on standard and optional features, packages and technical specifications. Visit [bmwusa.com](http://bmwusa.com) and select the BMW model of your choice.



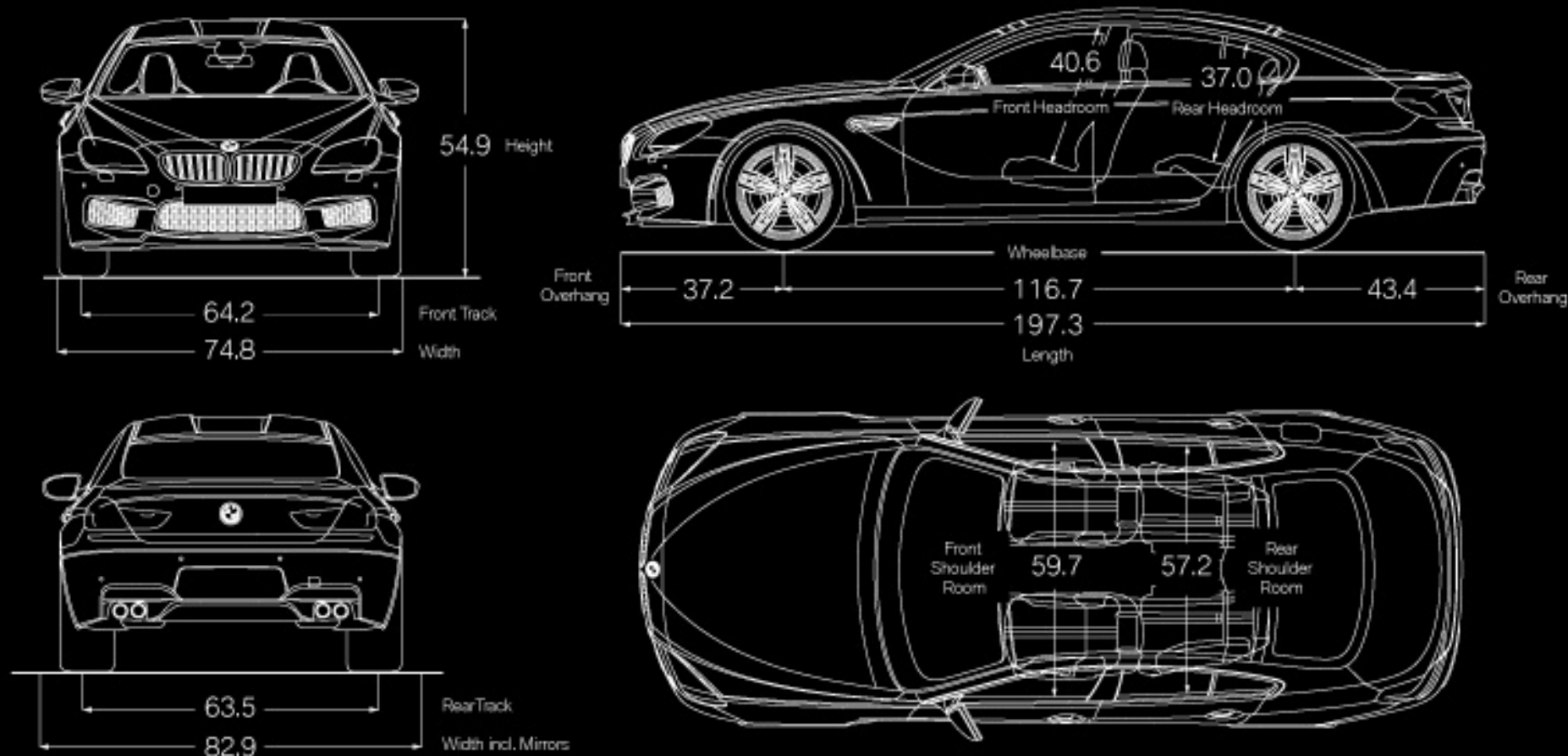
# M6 GRAN COUPE

## TECHNICAL DATA



ENGINE	4.4-liter M TwinPower Turbo V-8
OUTPUT @ RPM	560 hp @ 6000-7000 / 500 lb-ft @ 1500-5750
0-60 MPH (sec) <sup>1</sup>	4.1 [4.3]
CITY / HIGHWAY / COMBINED MPG	14/20/16 [15/22/17]

All dimensions in technical drawings are given in inches.



Figures in [ ] refer to vehicles with manual transmission. Figures subject to change. Not all packages available in all models. Please visit your BMW Retailer or [bmwusa.com](http://bmwusa.com) for the most up-to-date information.

<sup>1</sup>BMW AG preliminary test results. Actual acceleration results may vary, depending on specification of vehicle; road and environmental conditions; testing procedures and driving style. These results should be used for comparison only and verification should not be attempted on public roads. BMW urges you to obey all posted speed laws and always wear safety belts.

Get the latest information on standard and optional features, packages and technical specifications. Visit [bmwusa.com](http://bmwusa.com) and select the BMW model of your choice.